

# OMEGA

OS643

**Infrared Thermometer**

Download from [Www.Somanuals.com](http://www.Somanuals.com). All Manuals Search And Download.



OMEGAnet<sup>SM</sup> On-Line Service  
<http://www.omega.com>

Internet e-mail  
[info@omega.com](mailto:info@omega.com)

### **Servicing North America:**

USA: ISO 9001 Certified Canada:

One Omega Drive, Box 4047 976 Bergar  
Stamford, CT 06907-0047 Laval (Quebec) H7L5A1  
Tel: (203) 359-1660 Tel: (514) 856-6928  
FAX: (203)359-7700 FAX: (514) 856-6886  
e-mail: [info@omega.com](mailto:info@omega.com) e-mail: [info@omega.com](mailto:info@omega.com)

### **For immediate technical or application assistance:**

USA and Canada:

Sales Service: 1-800-826-6342 / 1-800-TC-OMEGA<sup>SM</sup>  
Customer Service: 1-800-622-2378 / 1-800-622-BEST<sup>SM</sup>  
Engineering Service: 1-800-872-9436 / 1-800-USA-WHEN<sup>SM</sup>  
TELEX: 996404 EASYLINK: 62968934 CABLE: OMEGA

Mexico and Latin America:

Tel: (95) 800-TC-OMEGA<sup>SM</sup>  
FAX: (95) 203-359-7807  
En Español: (203) 359-7803  
e-mail: [espanol@omega.com](mailto:espanol@omega.com)

### **Servicing Europe:**

#### **Benelux:**

Postbus 8034, 1180 LA Amstelveen,  
The Netherlands  
Tel: (31) 20 6418405 FAX: (31) 20 6434643  
Toll Free in Benelux: 06 0993344  
e-mail: [nl@omega.com](mailto:nl@omega.com)

#### **France:**

9, rue Denis Papin, 78190 Trappes  
Tel: (33) 130-621-400 FAX: (33)130-699-120  
Toll Free in France: 0800-4-06342  
e-mail: [france@omega.com](mailto:france@omega.com)

#### **United Kingdom: ISO 9002 Certified**

One Omega Drive  
Riverbend Technology Centre Northbank, Irlam,  
Manchester, M44 5EX, England  
Tel: 44 (161) 777-6611 FAX: 44 (161) 777-6622

#### **Czech Republic:**

ul. Rude armady 1868, 733 01 Karvina-  
Hranice, Czech Republic  
Tel: 420 (69) 6311627 FAX: 420 (69)  
6311114  
e-mail: [czech@omega.com](mailto:czech@omega.com)

#### **Germany/Austria:**

Daimlerstrasse 26, D-75392  
Deckenpfronn, Germany  
Tel: 49 (07056) 3017 FAX: 49 (07056) 8540  
Toll Free in Germany: 0800 82 66342  
e-mail: [germany@omega.com](mailto:germany@omega.com)

Toll Free in England: 0800-488-488  
e-mail: [sales@omega.com.uk](mailto:sales@omega.com.uk)


Download from [www.Somanuals.com](http://www.Somanuals.com). All Manuals Search And Download.

# INTRODUCTION

This instrument is a portable easy use 3½ digit, compact-sized digital infrared thermometer simple one hand operation. Meter with Backlit LCD display, Auto-hold function and auto power off (15 seconds approx.) feature after releasing MEAS button to extend battery life and with analog signal output function.

## SAFETY INFORMATION

It is recommended that you read the safety and operation instructions before using the thermometer.

The  symbol on the instrument indicates that the operator must refer to an explanation in this manual.

## CAUTION


- Do not use the unit near any device which generates strong electromagnetic radiation or near a static electrical charge, as these may cause errors.
- Do not point the lens at the sun or at any other source of strong light. If you do, the sensor may be damaged.
- Do not contact the lens against the object whose temperature is to be measured, or get it dirty, allow it to be scratched, or allow any foreign material to adhere to it. Doing so may cause errors.
- Do not touch or hold by the front cone. Temperature reading can be affected by heat from hand.
- Do not place the meter on or around hot objects (70°C/158°F). It may cause damage to the case.
- If the meter is exposed to significant changes in ambient temperature (hot to cold or cold to hot). Allow 20 minutes for temperature stabilization, before taking measurement.
- Condensation may form on the lens when going from a cold to hot environment-wait 10 minutes for condensation to dissipate before taking measurements.
- This unit is not constructed to be water proof or dustproof, so do not use it in a very dusty environment or in one where it will get wet.

# SPECIFICATIONS

## GENERAL

**Display:** 3½ digit liquid crystal display (LCD) with maximum reading of 1999.

**Overrange:** (OL) or (-OL) is displayed.

**Low battery indication:** the " " is displayed when the battery voltage drops below the operating level.

**Measurement rate:** 2.5 times per second, nominal.

**Operating Environment:** 32°F to 122°F (0°C to 50°C) at < 70% relative humidity.

**Storage Temperature:** 40°F to 140°F (-20°C to 60°C), 0 to 80% R.H. with battery removed from meter.

**Auto power off:** 15 seconds approx.

**Standby consume current:** <1µA.

**Battery:** 4 pcs 1.5V (AAA size).

**Battery Life:** 100 hours (continuity) typical (Back-Light not illuminated).

**Dimensions:** 170mm(H) x 44mm(W) x 40mm(D).

**Weight:** 160g including batteries.

## **ELECTRICAL**

**Temperature Range:** 0°F to 500°F / -20°C to 260°C.

**Display Resolution:** 1°F / 1°C.

**Accuracy:**  $\pm 3\%$  of reading or  $\pm 6^\circ\text{F}/3^\circ\text{C}$ , whichever is greater @ 64.4 to 82.4°F (@ 18 to 28°C) ambient operating temperature.

**Temperature Coefficient:**  $\pm 0.2\%$  of reading or  $\pm 0.36^\circ\text{F}/0.2^\circ\text{C}$ , whichever is greater, change in accuracy per °F/°C change in ambient operating temperature above 82.4°F/28°C or below 64.4°F/18°C.

**Response Time:** 1 second.

**Spectral Response:** 6 to 14 $\mu\text{m}$  nominal.

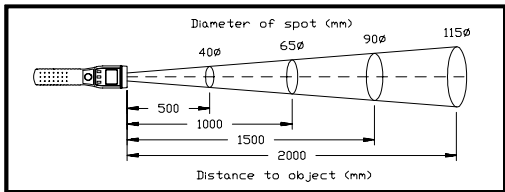
**Emissivity:** Pre-set 0.95.

**Analog Output:** 1mV/°F(°C).

**Detection Element:** Thermopile.

**Optical Lens:** Fresnal Lens.

**Field of View:** 65mm $\varnothing$  at 1000mm.




**Spot size increases with distance from the probe tip as shown**

# OPERATING INSTRUCTIONS

## Push buttons

### Display Back-Light Button

Release MEAS button then press "" button to toggle between turn on and turn off the Back-Light. When releasing MEAS button Back-Light will turn off automatically after 15 seconds to extend battery life.

### **MEAS (MEASURE) Button**

Depress MEAS button to turn on the meter for measuring temperature. Releasing MEAS button to stop measuring temperature and automatically hold the display reading, the meter turns off automatically after 15 seconds.



# OPERATION

1. When the power is off, pressing the MEAS button turns on the power.
2. Use "☼" button to select turn on or turn off the display Back-Light.
3. Use "°F/°C" button to select °F or °C the Temperature Range.
4. Point the lens at the object whose temperature is to be measured.
5. Press the MEAS button. Measurement is performed as long as the MEAS button is kept pressed.
6. Referring to the spot size figure, aim the laser beam at the object whose temperature is to be measured.

NOTE: Although the field of measurement (or Field of View) and the spot almost coincide, actually the field of measurement corresponds to the diameter for 90% optical response. The object whose temperature is to be measured needs to be larger than the measurement diameter (spot of size) by an adequate margin at least 1.5 to 2 times larger.

7. Read the display.

# MEASUREMENT CONSIDERATIONS

## 1. Theory of Measurement

Every object emits infrared energy in accordance with its temperature. By measuring the amount of this radiant energy, it is possible to determine the temperature of the emitting object.

## 2. About Infrared

Infrared radiation is a form of light (electromagnetic radiation), and has the property that it, passes easily through air while it is easily absorbed by solid matter. With an emission thermometer which operates by detecting infrared radiation accurate measurement is possible, irrespective of the air temperature or the measurement distance.

## 3. Emission Thermometer Structure

Infrared radiation which has been emitted from the object is focused upon an infrared radiation sensor, via an optical system which includes a lens is transparent to infrared radiation, an  $5.3\mu\text{m}$  cut off filter. The output signal from the infrared radiation sensor is input to an electronic circuit along with the output signal from a standard temperature sensor (Thermopile).


#### 4. Emissivity

All objects emit invisible infrared energy. The amount of energy emitted is proportional to the object's temperature and its ability to emit IR energy. This ability, called emissivity, is based upon the material that the object is made of and its surface finish. Emissivity values range from 0.10 for a very reflective object to 1.00 for a black body. Factory set emissivity value of 0.95, which cover 90% of typical applications.

5. If the surface to be measured is covered by frost or other material, clean it to expose the surface.
6. If the surface to be measured is highly reflective, apply masking tape or matt finish black paint to the surface.
7. If the meter seems to be giving incorrect readings check the front cone. There may be condensation or debris obstructing the sensor; clean per instructions in the maintenance section.

# MAINTENANCE

## Battery Replacement

Power is supplied by four 1.5V (AAA size) batteries. The "" appears on the LCD display when replacement is needed. To replace the batteries, remove the screw from the back of the meter and lift off the battery cover case. Remove the batteries from battery contacts.

## Cleaning

Periodically wipe the case with a damp cloth and detergent, do not use abrasives or solvents.

Substance	Thermal emissivity	Substance	Thermal emissivity
Asphalt	0.90 to 0.98	Cloth (black)	0.98
Concrete	0.94	Human skin	0.98
Cement	0.96	Lather	0.75 to 0.80
Sand	0.90	Charcoal (powder)	0.96
Earth	0.92 to 0.96	Lacquer	0.80 to 0.95
Water	0.92 to 0.96	Lacquer (matt)	0.97
Ice	0.96 to 0.98	Rubber (black)	0.94
Snow	0.83	Plastic	0.85 to 0.95
Glass	0.90 to 0.95	Timber	0.90
Ceramic	0.90 to 0.94	Paper	0.70 to 0.94
Marble	0.94	chromium oxides	0.81
Plaster	0.80 to 0.90	Copper oxides	0.78
Mortar	0.89 to 0.91	Iron oxides	0.78 to 0.82
Brick (red)	0.93 to 0.96	Textiles	0.90

## **WARRANTY**

OMEGA warrants this unit to be free of defects in materials and workmanship and to give satisfactory service for a period of 13 **months** from date of purchase. OMEGA Warranty adds an additional one (1) month grace period to the normal **one (1) year product warranty** to cover handling and shipping time. This ensures that OMEGA's customers receive maximum coverage on each product. If the unit should malfunction, it must be returned to the factory for evaluation. OMEGA's Customer Service Department will issue an Authorized Return (AR) number immediately upon phone or written request. Upon examination by OMEGA, if the unit is found to be defective it will be repaired or replaced at no charge. However, this WARRANTY is VOID if the unit shows evidence of having been tampered with or shows evidence of being damaged as a result of excessive corrosion; or current, heat moisture or vibration; improper specification; misapplication; misuse or other operating conditions outside of OMEGA's control. Components which wear or which are damaged by misuse are not warranted. This includes contact points, fuses, and triacs.

**OMEGA is glad to offer suggestions on the use of its various products. Nevertheless, OMEGA only warrants that the parts manufactured by it will be as specified and free of defects**

**OMEGA MAKES NO OTHER WARRANTIES OR REPRESENTATIONS OF ANY KIND WHATSOEVER, EXPRESSED OR IMPLIED, EXCEPT THAT OF TITLE AND ALL IMPLIED WARRANTIES INCLUDING ANY WARRANTY OF MERCHANTABILITY AND FITNESS FOR A PARTICULAR PURPOSE ARE HEREBY DISCLAIMED.**

**LIMITATION OF LIABILITY:** The remedies of purchaser set forth herein are exclusive and the total liability of OMEGA with respect to this order, whether based on contract warranty, negligence, indemnification, strict liability or otherwise, shall not exceed the purchase price of the component upon which liability is based. In no event shall OMEGA be liable for consequential, incidental or special damages.

Every precaution for accuracy has been taken in the preparation of this manual; however, OMEGA ENGINEERING, INC. neither assumes responsibility for any omissions or errors that may appear nor assumes liability for any damages that result from the use of the products in accordance with the information contained in the manual.

**SPECIAL CONDITION:** Should this equipment be used in or with any nuclear installation or activity, purchaser will indemnify OMEGA and hold OMEGA harmless from any liability or damage whatsoever arising out of the use of the equipment in such a manner.

It is the policy of OMEGA to comply with all worldwide safety and EMC/EMI regulations that apply. OMEGA is constantly pursuing certification of its products to the European New Approach Directives. OMEGA will add the CE mark to every appropriate device upon certification.

The information contained in this document is believed to be correct but OMEGA Engineering, Inc. accepts no liability for any errors it contains, and reserves the right to alter specifications without notice.

**WARNING:** These products are not designed for use in, and should not be used for, patient connected application.

## **RETURN REQUESTS / INQUIRIES**

Direct all warranty and repair requests/inquiries to the OMEGA Customer Service Department. **BEFORE RETURNING ANY PRODUCT(S) TO OMEGA, PURCHASER MUST OBTAIN AN AUTHORIZED RETURN (AR) NUMBER FROM OMEGA'S CUSTOMER SERVICE DEPARTMENT (IN ORDER TO AVOID PROCESSING DELAYS).** The assigned AR number should then be marked on the outside of the return package and on any correspondence. The purchaser is responsible for shipping charges, freight, insurance and proper packaging to prevent breakage in transit.

FOR **WARRANTY** RETURNS, please have the following information available **BEFORE** contacting OMEGA:

1. P.O. number under which the product was **PURCHASED.**
2. Model and serial number of the product under warranty, and
3. Repair instructions and/or specific problems relative to the product.

FOR **NON-WARRANTY** REPAIRS, consult OMEGA for current repair charges. Have the following information available **BEFORE** contacting OMEGA:

1. P.O. number to cover the **COST** of the repair.
2. Model and serial number of product , and
3. Repair instructions and/or specific problems relative to the product.

OMEGA's policy is to make running changes, not model changes, whenever an improvement is possible. This affords our customers the latest in technology and engineering. OMEGA is a registered trademark of OMEGA ENGINEERING, INC. © Copyright 1999 OMEGA ENGINEERING, INC. All rights reserved. This document may not be copied, photocopied, reproduced, translated, or reduced to any electronic medium or machine-readable form, in whole or in part, without prior written consent of OMEGA ENGINEERING, INC.

# Where Do I Find Everything I Need for Process Measurement and Control? OMEGA...Of Course!

## HEATERS

- Heating Cable
- Cartridge & Strip Heaters
- Immersion & Band Heaters
- Flexible Heaters
- Laboratory Heaters

## PRESSURE/STRAIN AND FORCE

- Transducers & Strain Gauges
- Load Cells & Pressure Gauges
- Displacement Transducers
- Instrumentation & Accessories

## FLOW/LEVEL

- Rotameters, Gas Mass  
Flowmeters & Flow Computers
- Air Velocity Indicators
- Turbine/Paddlewheel Systems
- Totalizers & Batch Controllers

## TEMPERATURE

- Thermocouple, RTD & Thermistor  
Probes, Connectors, Panels &  
Assemblies
- Wire: Thermocouple, RTD &  
Thermistor
- Calibrators & Ice Point References
- Recorders, Controllers & Process  
Monitors
- Infrared Pyrometers

## ENVIRONMENTAL MONITORING AND CONTROL

- Metering & Control Instrumentation
- Refractometers
- Pumps & Tubing
- Air, Soil & Water Monitors
- Industrial Water & Wastewater  
Treatment
- pH, Conductivity & Dissolved  
Oxygen Instruments

## pH/CONDUCTIVITY

- pH Electrodes, Testers &  
Accessories
- Benchtop/Laboratory Meters
- Controllers, Calibrators,  
Simulators & Pumps
- Industrial pH & Conductivity  
Equipment

## DATA ACQUISITION

- Data Acquisition & Engineering  
Software
- Communications-Based  
Acquisition Systems
- Plug-in Cards for Apple, IBM  
& Compatibles
- Datalogging Systems
- Recorders, Printers & Plotters

M-2983/0799

Download from [www.Somanuals.com](http://www.Somanuals.com). All Manuals Search And Download.



## Free Manuals Download Website

<http://myh66.com>

<http://usermanuals.us>

<http://www.somanuals.com>

<http://www.4manuals.cc>

<http://www.manual-lib.com>

<http://www.404manual.com>

<http://www.luxmanual.com>

<http://aubethermostatmanual.com>

Golf course search by state

<http://golfingnear.com>

Email search by domain

<http://emailbydomain.com>

Auto manuals search

<http://auto.somanuals.com>

TV manuals search

<http://tv.somanuals.com>