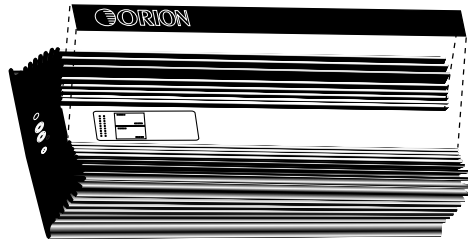


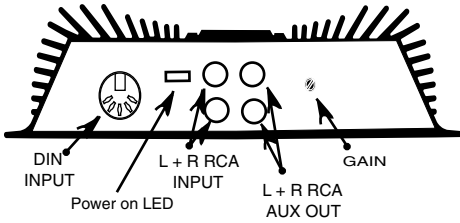
Technical Brief :

How to properly set a 2 channel XTR or HCCA amp with X-over (removable top plate).
Included amps: 250XTR, 275XTR, 2150XTR, 225HCCA, 250HCCA.



Crossover:

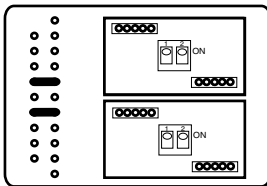
The XTR/HCCA amp includes a SLF-1 crossover module. The card is adjustable for High pass or Low pass (see diagram). See diagram below for installation instructions. If the SLF-1 card is not used, a Bypass card must be put in it's place or the amp will not pass signal.



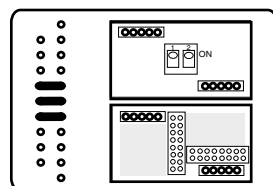
Jumper Configuration:

The configuration of jumpers at the left of the crossover cards determines the output of the amp. See the diagram below for set-up instructions. Configuration #1 is for stereo operation and Configuration #2 is for mono operation. To activate the AUXOUT, install the jumper as shown in configuration #3. This will pass full range signal out.

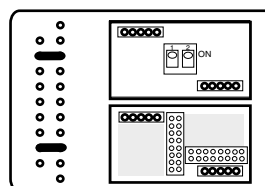
Configuration for Input Jumpers



Jumper configuration #1
Stereo Output.

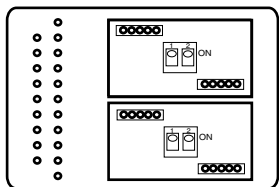


Jumper configuration #2
Mono Output.

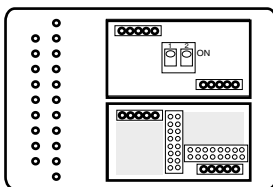


Add these jumpers to
Configuration 1 or 2 for
Full Range from Aux Out.

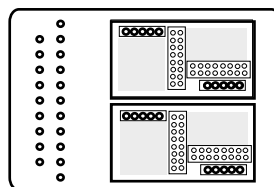
Configuration of Crossover and Bypass Cards



2 Bypass cards
= no crossover

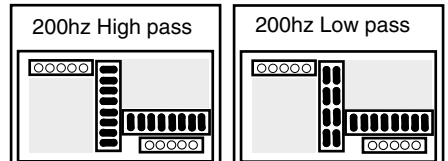
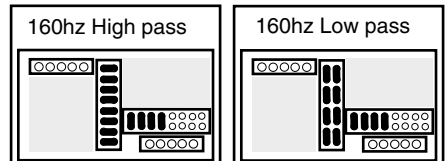
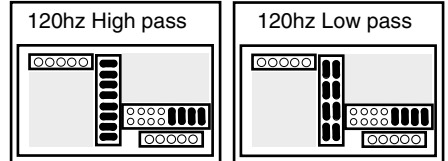
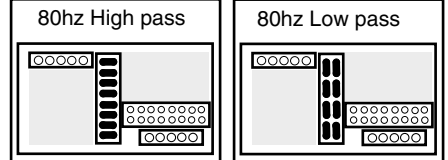


(1) SLF-1 + (1) Bypass
= 12dB Slope



(2) SLF-1 Cards
= 24dB Slope

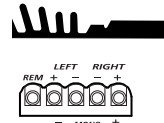
SLF-1 Crossover Card Set Up Chart



Input Voltage:

The Gain of the XTR/HCCA amplifier will accept up to 5v of input signal.

Speaker Plug Wiring Diagram



DIN Plug Diagram



AMP	POWER	Lowest Recommend Impedance in Stereo	Fuse Size	S/N	THD	Frequency Response	Dimensions
250XTR	50 X 2	2ohm	30 amp	100dB	0.02%	6hz to 30Khz +/- 0.5dB	11" x 8.5" x 2.25"
275XTR	75 x 2	2ohm	35 amp	100dB	0.02%	6hz to 30Khz +/- 0.5dB	12" x 8.5" x 2.25"
2150XTR	150 x 2	2ohm	60 amp	100dB	0.02%	6hz to 30Khz +/- 0.5dB	18" x 8.5" x 2.25"
225HCCA	25 x 2	0.5ohm	30 amp	100dB	0.02%	6hz to 30Khz +/- 0.5dB	12" x 8.5" x 2.25"
250HCCA	50 x 2	1ohm	60 amp	100dB	0.02%	6hz to 30Khz +/- 0.5dB	18" x 8.5" x 2.25"

For questions on this or any other Orion Products, call Technical Support at 1-480-705-5600.

Free Manuals Download Website

<http://myh66.com>

<http://usermanuals.us>

<http://www.somanuals.com>

<http://www.4manuals.cc>

<http://www.manual-lib.com>

<http://www.404manual.com>

<http://www.luxmanual.com>

<http://aubethermostatmanual.com>

Golf course search by state

<http://golfingnear.com>

Email search by domain

<http://emailbydomain.com>

Auto manuals search

<http://auto.somanuals.com>

TV manuals search

<http://tv.somanuals.com>