

TYPE	Type	Digital Single Lens Mirrorless camera		
	Recording Media	SD Memory Card, SDHC Memory Card, SDXC Memory Card (Compatible with UHS-I standard SDHC / SDXC Memory Cards)		
	Image Sensor Size	17.3 x 13.0 mm (in 4:3 aspect ratio)		
	Lens Mount	Micro Four Thirds mount		
IMAGE SENSOR	Type	Live MOS Sensor		
	Total Pixels	16.68 Megapixels		
	Camera Effective Pixels	16.00 Megapixels		
	Color Filter	Primary color filter		
RECORDING SYSTEM	Dust Reduction System	Supersonic wave filter		
	Recording File Format	Still Image: JPEG (DCF, Exif 2.3), RAW MPO (When attaching 3D lens in Micro Four Thirds System standard) Motion Image: AVCHD (Audio format: Dolby Digital 2ch) / MP4 (Audio format AAC 2ch)		
	Aspect Ratio	4.3: 3.2, 16:9, 1:1		
	Image Quality	RAW, RAW+Fine, RAW+Standard, Fine, Standard MPO+Fine, MPO+Standard (When attaching 3D lens in Micro Four Thirds System standard)		
	Color Space	sRGB, Adobe RGB		
	File Size [Pixels]	Still Image	[4:3] 4,592 x 3,448 [L], 3,232 x 2,424 [M], 2,272 x 1,704 [S], 1,824 x 1,368 (When attaching 3D lens in Micro Four Thirds System standard) [3:2] 4,592 x 3,064 [L], 3,232 x 2,160 [M], 2,272 x 1,520 [S], 1,824 x 1,216 (When attaching 3D lens in Micro Four Thirds System standard) [16:9] 4,592 x 2,584 [L], 3,232 x 1,824[M], 1,920 x 1,080 [S], 1,824 x 1,024 (When attaching 3D lens in Micro Four Thirds System standard) [1:1] 3,424 x 3,424 [L], 2,416 x 2,416 [M], 1,712 x 1,712 [S], 1,712 x 1,712 (When attaching 3D lens in Micro Four Thirds System standard)	
			Motion Image	MP4
	PAL Area [Full HD] 1,920 x 1,080, 25 fps (sensor output is 25p) [HD] 1,280 x 720, 25 fps (sensor output is 25p) [VGA] 640 x 480, 25 fps (sensor output is 25p)			
		AVCHD	NTSC Area	[Full HD] 1,920 x 1,080, 60i (sensor output is 30p) [HD] 1,280 x 720, 60p (sensor output is 30p)
				PAL Area
Continuous Recordable Time [Motion Image]*		AVCHD: Approx. 130 min with H-PS14042 / Approx. 140 min with H-FS1442A, H-FS45150		
Actual Recordable Time [Motion Image]*		AVCHD: Approx. 65 min with H-PS14042 / Approx. 70 min with H-FS1442A, H-FS45150		

BUILT-IN-FLASH	Type	TTL Built-in-Flash, GN6.3 equivalent (ISO160 - m), GN5.0 equivalent (ISO100 - ml), Built-in Pop-up	
	Flash Mode	Auto, Auto / Red-eye Reduction, Forced On, Forced On / Red-eye Reduction, Slow Sync., Slow Sync. / Red-eye Reduction, Forced Off	
LCD MONITOR	Synchronization Speed	Less than 1/160 second	
	Flash Synchronization	1st Curtain Sync.	
	Type	TFT LCD with Touch panel, Tiltable monitor	
	Monitor Size	3.0 inch [7.5 cm] / 3:2 Aspect / Wide-viewing angle	
LIVE VIEW	Pixels	1,040K dots	
	Field of View	Approx. 100%	
	Monitor Adjustment	Brightness, Contrast and Saturation, Red tint, Blue tint	
	Digital Zoom	2x, 4x	
Other Functions	Extra Tele Conversion	Still Image: Max. 2x (When a picture size of S [4M], aspect ratio of 4:3 is selected. Magnification ratio depends on the recording pixels and aspect ratio.) Motion Image: 2.4x (FSH in AVCHD and FHD in MP4), 3.6x (SH in AVCHD and HD in MP4), 4.8x (VGA in MP4)	
	Guide Lines (3 patterns)	Real-time Histogram	
DIRECTION DETECTION FUNCTION	Yes		
SELF SHOT	Yes		
FUNCTION BUTTON	Fn1, Fn2, Fn3, Fn4	Wi-Fi / Q.MENU / AF/AE LOCK / ONE PUSH AE / PREVIEW / PHOTO STYLE / ASPECT RATIO / PICTURE SIZE / QUALITY / METERING MODE / SENSITIVITY / FOCUS MODE / I.DYNAMIC / I.RESOLUTION / HDR / FLASH MODE / FLASH ADJUST. / EX. TELE CONV. / DIGITAL ZOOM / STABILIZER / MOTION PIC. SET / PICTURE MODE / HISTOGRAM / GUIDE LINE / REC AREA / STEP ZOOM / ZOOM SPEED / RESTORE TO DEFAULT	
CREATIVE CONTROL	Still Image	Expressive / Retro / Old Days / High Key / Low Key / Sepia / Dynamic Monochrome / Impressive Art / High Dynamic / Cross Process / Toy Effect / Toy Pop / Bleach Bypass / Miniature Effect / Soft Focus / Fantasy / Star Filter / One Point Color / Sunshine	
	Motion Image	Expressive / Retro / Old Days / High Key / Low Key / Sepia / Dynamic Monochrome / Impressive Art / High Dynamic / Cross Process / Toy Effect / Toy Pop / Bleach Bypass / Miniature Effect / Fantasy / One Point Color	
CREATIVE VIDEO MODE	Exposure Mode	Program AE / Aperture-Priority / Shutter-Priority / Manual Exposure	
PHOTO STYLE	Still Image and Motion Image	Standard / Vivid / Natural / Monochrome / Scenery / Portrait / Custom	
PLAYBACK	Playback Mode	Normal playback, 30-thumbnail display, 12-thumbnail display, Calendar display, Zoomed playback (Max. 16x), Slideshow (duration & effect is selectable), Playback Mode (Normal / Picture / Video / 3D Play / Category / Favorite), Location Logging, Clear Retouch, Title Edit, Text Stamp, Video Divide, Stop Motion Animation, Resize, Cropping, Rotate, Favorite, Print Set, Protect, Face Recognition Edit	
IMAGE PROTECTION / ERASE	Protection	Single / Multi, Cancel	
PRINT	Erase	Single / Multi / All / Except Favorite	
	Direct Print	PictBridge compatible (Print size, Layout and Date settings are selectable)	
INTERFACE	USB	USB 2.0 High Speed Multi	
	HDMI	mini HDMI Type C Video: Auto / 1080i / 720p / 480p (576p in PAL system) Audio: Stereo	
Audio Video Output	Microphone	Stereo, Wind-cut: Off / Auto Flicker reduction Microphone level adjustable: Lv1 / Lv2 / Lv3 / Lv4	
	Speaker	Monaural	
LANGUAGE	OSD Language	English, German, French, Italian, Spanish, Polish, Czech, Hungarian, Russian, Chinese (Traditional), Chinese (Simplified), Dutch, Thai, Korean, Turkish, Portuguese, Arabic, Persian, Japanese, Swedish, Danish, Finnish, Greek, Vietnamese * Check the website of Panasonic sales company in your country / region or ask customer support for details of the OSD language available on the products sold in your country / region.	
POWER	Battery	Li-ion Battery Pack (7.2V, 1,025mAh) (Included) Battery Charger	
	Battery Life (CIPA Standard)	Approx. 330 images with H-PS14042 Approx. 340 images with H-FS1442A, H-FS45150	
DIMENSIONS / WEIGHT	Dimensions (W x H x D)	111.2 x 44.8 x 38.4 mm / 4.378 x 2.551 x 1.512 inch (excluding protrusions)	
	Weight	Approx. 323 g / 11.39 oz (SD card, Battery, Body) Approx. 280 g / 9.88 oz (Body only) Approx. 418 g / 14.74 oz (SD card, Battery, H-PS14042 lens included) Approx. 432 g / 15.24 oz (SD card, Battery, H-FS1442A lens included) Approx. 523 g / 18.45 oz (SD card, Battery, H-FS45150 lens included) Approx. 632 g / 22.29 oz (SD card, Battery, H-FS1442A + H-FS45150 lenses included)	
OPERATING ENVIRONMENT	Operating Temperature	0 °C to 40 °C (32 °F to 104 °F)	
STANDARD ACCESSORIES	Operating Humidity	10%RH to 80%RH	
	Software	PHOTOunSTUDIO 9.2 AE SILKYPIX® Developer Studio 3.1 SE LoLoScope (trial version) USB Driver	



CHANGING PHOTOGRAPHY

LUMIX G

LUMIX GF6



** These are standard times taken at a temperature of 23°C (73.4°F) and a humidity of 50%RH. The time available for recording varies depending on the environment, the interval between recordings, and the manner of use. Actual recordable time is the time available for recording when repeating actions such as switching the power supply [ON/OFF], starting/stopping recording, zoom operation etc.
 • Maximum time to record motion pictures continuously with [AVCHD] is 29 minutes 59 seconds in Europe and some Asian areas.
 • Maximum time to record motion pictures continuously with [MP4] is 29 minutes 59 seconds or up to 4 GB.
 • You can check the recordable time on the monitor. [For [FHD] in [MP4] format, the file size is large and so the recordable time will drop below 29 minutes 59 seconds.]
 • Please confirm the latest information about batteries on the following website: <http://panasonic.jp/support/global/cs/info/battery.html> [English] • When a lens that does not support the contrast AF function is mounted, operation will automatically switch to manual focus. • Confirm the operation information of compatible lenses at Customer support. <http://panasonic.jp/support/global/cs/dsc> [English] • Manufactured under license from Dolby Laboratories. Dolby and the double-D symbol are trademarks of Dolby Laboratories. • HDMI, the HDMI Logo and High-Definition Multimedia Interface are trademarks or registered trademarks of HDMI Licensing LLC. • Microsoft® and Windows® are either registered trademarks or trademarks of Microsoft Corporation in the United States and/or other countries. • Four Thirds™ and Micro Four Thirds™, and Four Thirds and Micro Four Thirds Logo marks are trademarks or registered trademarks of Olympus Imaging Corporation, in Japan, the United States, the European Union and other countries. • Other names of systems and products mentioned in this brochure are generally the registered trademarks or trademarks of the manufacturers who developed the system or product concerned. • Some accessories are not available in some countries. • Weight and dimensions shown are approximate. • Overall length of lens is from the tip of the lens to the base side of the lens mount. • Some functions may not work when lenses other than the included lens are used. Please refer to Panasonic's website, etc., for the latest information. • Available of OSD languages may vary depending on the sales area. • Some sample images are simulated. • The use of recorded or printed materials that are protected by copyright for any purpose other than personal enjoyment is prohibited, as it would infringe upon the rights of the copyright holder. • The Wi-Fi CERTIFIED Logo is a certification mark of the Wi-Fi Alliance.
<http://panasonic.net/avc/sdcard/information/SDXC.html>

** Shooting conditions: 23°C with 50%RH humidity, Monitor on, using a Panasonic SDHC Memory Card, Using the supplied battery, Using the supplied lens, Starting recording 30 seconds after the camera is turned on [When the optical image stabilizer is set to [Normal]]; Recording once every 30 seconds with full flash every second recording, Turn the camera off every 10 recordings. The number of recordable pictures varies depending on the recording interval time. If the recording interval time becomes longer, the number of recordable pictures decreases. CIPA is an abbreviation of "Camera & Imaging Products Association".

Partial restrictions on using Panasonic digital video cameras to play AVCHD motion images recorded with the DMC-GF6.
 • AVCHD videos recorded onto an SD Memory Card or a DVD disc cannot be played on a device that does not support the AVCHD standard.
 • AVCHD motion images recorded with the image quality set to 1,280 x 720 cannot be played on AVCHD-compatible digital video cameras.
 • AVCHD motion images recorded with AVCHD-compatible digital video cameras cannot be played on the DMC-GF6.
 • More detailed information is available on our support site: <http://panasonic.jp/support/global/cs/dsc/>

About the performance of Face Recognition function
 Recognition performance varies greatly depending on shooting conditions, i.e., according to factors such as angles, facial expression and lighting, so operation under all conditions cannot be guaranteed. Because the camera searches for faces that are similar to registered faces, there are cases where the faces are not correctly recognized when the registered image and the shooting image varies much. When facial characteristics are similar, particularly between parents and their children or brothers and sisters, the camera may not distinguish the faces.

• "AVCHD Progressive", "AVCHD", the "AVCHD Progressive" Logo and the "AVCHD" Logo are trademarks of Panasonic Corporation and Sony Corporation. The release date may differ depending on the country. Check the website of the Panasonic sales company in your country or region for details on the optional accessories that are available in your market. • The DMW-BLC12 comes with a function to check whether the battery and unit can be safely used together. • Batteries made by other companies which have been certified by Panasonic may be used with these units, but we offer no guarantee as to the quality, performance or safety of such batteries. • Exercise care when purchasing batteries. Many fake or imitation batteries have been found among those sold at unusually low prices and those which customers cannot check for themselves before purchasing.
 • Please confirm the latest information about batteries on the following website: <http://panasonic.jp/support/global/cs/info/battery.html> [English] • When a lens that does not support the contrast AF function is mounted, operation will automatically switch to manual focus. • Confirm the operation information of compatible lenses at Customer support. <http://panasonic.jp/support/global/cs/dsc> [English] • Manufactured under license from Dolby Laboratories. Dolby and the double-D symbol are trademarks of Dolby Laboratories. • HDMI, the HDMI Logo and High-Definition Multimedia Interface are trademarks or registered trademarks of HDMI Licensing LLC. • Microsoft® and Windows® are either registered trademarks or trademarks of Microsoft Corporation in the United States and/or other countries. • Four Thirds™ and Micro Four Thirds™, and Four Thirds and Micro Four Thirds Logo marks are trademarks or registered trademarks of Olympus Imaging Corporation, in Japan, the United States, the European Union and other countries. • Other names of systems and products mentioned in this brochure are generally the registered trademarks or trademarks of the manufacturers who developed the system or product concerned. • Some accessories are not available in some countries. • Weight and dimensions shown are approximate. • Overall length of lens is from the tip of the lens to the base side of the lens mount. • Some functions may not work when lenses other than the included lens are used. Please refer to Panasonic's website, etc., for the latest information. • Available of OSD languages may vary depending on the sales area. • Some sample images are simulated. • The use of recorded or printed materials that are protected by copyright for any purpose other than personal enjoyment is prohibited, as it would infringe upon the rights of the copyright holder. • The Wi-Fi CERTIFIED Logo is a certification mark of the Wi-Fi Alliance.



Unleashing a sense of art and creativity.

Every time I click the shutter my sensitivity is being refined, I become more sharply aware of the changing seasons, and discover what I care about.

Just grab the GF6 and head outdoors....it makes a day full of wonder.

Enjoy high picture quality and innovative wireless connectivity in a digital single lens mirrorless.

LUMIX GF6



- 16.00-Megapixel Live MOS Sensor
- Approx. 1040K-dot 180° Tilttable Touch Monitor
- Full HD Video Recording in AVCHD and MP4
- Built-in-Flash



Capture a moment of your inspiration. Your awakened sense of wonder is visualized in photographs.



Easy self-shot operation



Flexibly tiltable for a good angle



Control your images



Share photos via a smartphone



my trip snap 1st day

04.24 07:36 a.m.

Aloha! My trip has started.

Finally made it to Hawaii after

a long absence!

This time it's Oahu Island.

Now I'll head out to discover

a whole new Hawaii with my camera.



04.24 10:15 a.m.

Beautiful and colorful sense of transparency



04.24 10:46 a.m.

Amazing gradation of superb colors
These flowers make a lei

LUMIX G VARIO 14-42mm/F3.5-5.6 II ASPH./MEGA O.I.S. • Aperture Priority AE • 1/5 sec • F22 • ISO200



04.24 11:15 a.m.

Strolling around the beach
Snapshot of a cool stunt

LUMIX G VARIO 100-300mm/F4.0-5.6/MEGA O.I.S. • Shutter Priority AE • 1/1000 sec • F6.3 • ISO400

Touch Shutter



04.24 11:20 a.m.

"Good catch" moment!

Touch Shutter



04.24 11:43 a.m.

In perfect sync


High-speed AF

HOW TO

Life-like rendering of exciting and emotional moments



Smooth gradation of complex color tones



Realistic reproduction of fine hair texture

Texture depiction of high single-lens standard

The combination of the high-resolution LUMIX G Lens and the 16.00-megapixel Live MOS Sensor, which enables lifelike expression, depicts fine textures of a high single-lens standard.

HOW TO

Never lets you miss fleeting photo opportunities



Quick start-up

Just a touch turns on the camera, taking only 0.5* sec to start up. You will never miss a fleeting moment for great photos.

*When using LUMIX G VARIO 14-42mm/F3.5-5.6 II ASPH./MEGA O.I.S. [CIPA Standard]



High-speed AF/touch focus/touch shutter

By just touching the specific part of the image on the LCD monitor that you want to focus on, the camera automatically focuses on the corresponding object and releases the shutter. Enjoy this innovative touch function for a smart shooting experience.



LUMIX G VARIO 14-42/F3.5-5.6 II ASPH./MEGA O.I.S. • Creative control/Fantasy • 1/400 sec • F6.3 • ISO160

04.24 07:55 p.m.

That graceful time after the sunset.
I want to keep a record of this
impressive moment.

By the time I got back to my hotel,
the night had drawn in.

The scene was filled with twinkling beauty.



LUMIX G 20mm/F1.7 ASPH. • Manual • 1/25 sec • F1.7 • ISO800

04.24 06:48 p.m.

When the evening was over and the night
drew in, the sky turned blue for a little while.

04.24 02:30 p.m.

Making a white building stand
out, seen over lush grass

From a different angle, everything

I see and feel can be expressed in

such a different way.

And that discovery of new

experiences is a joy.



04.24 03:51 p.m.

Zippering along on a bike certainly feels great.



04.24 04:28 p.m.

Easy self-shot even with three people.

HOW
TO

Simple operation for high-to-low angle shooting and also for self shot*1



Taking shots with the tiltable monitor

The flexibly tiltable LCD monitor enables you to take shots from different angles. By flipping the monitor over toward you, the Self Shot mode automatically turns on and lets you set the number of shots and select the effects on the Soft Skin mode.



A new large monitor

The new 3.0-inch, approx. 1040K-dot high resolution monitor with In Cell Touch LCD secures higher visibility even under bright conditions.

*1 The Self Shot mode is not available when you shoot a movie or use the Stop Motion Animation function, or when the subject is out of focus because it is too close when using a telephoto lens.


HOW
TO

Taking night scene photos as beautiful as they appear in life



High sensitivity shooting

The 16.00-megapixel Live MOS Sensor for excellent performance for night scenes, and the newly-developed Venus Engine image processor, realize great image quality by minimizing noise while maintaining high resolution when you take photos even at high sensitivity.



Low-light AF **NEW**

With the newly integrated Low-Light AF, the GF6 enables accurate focusing on the target subject even in low-light or dark situations, where focusing has usually been difficult.

my trip snap 2nd day

04.25 10:36 a.m.

Delightful encounter with a surfer girl on the beach in the morning



i-Portrait For even better results with a beautiful smile



i-Macro Achieving an optimal focus even on tiny accessories



i-Scenery Producing a clear-cut image of the scenery



NEW i-Food Making food look fresher and more vivid, and a white plate even whiter

LUMIX G 20mm/F1.7 ASPH. • 1/100 sec • F1.7 • ISO160



04.25 11:15 a.m.

Having a fresh acai bowl and gearing up for the day

I let the camera do all the setting work because I wanted to quickly take a photo and start to eat my food. But the photo turned out to be great. The food looks so tasty!

04.25 06:22 p.m.

The sunset in Hawaii is awesome! I shot a sunset scene using postcard-like tints.

I think I perceive a scene in a different way when I feel excited with its beauty. These are colors that have touched my feelings.

Does that make sense?

Vivid Sunset Glow



LUMIX G VARIO 14-42mm/F3.5-5.6 II ASPH./MEGA O.I.S. • 1/320 sec • F6.3 • ISO160 **Romantic Sunset Glow**



With normal shooting

HOW TO

Just press a button for great photos in any situation, and never miss a shutter opportunity



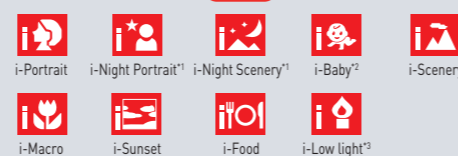
iA (Intelligent Auto)*

With the iA mode, the camera recognizes the target object and automatically adjusts settings for optimal results. This functionality works great when you shoot food, night scenery and flowers, etc.

*iA does not necessarily guarantee effective results in any kind of situation.

* Stills only: i-Night Portrait, i-Night Scenery, i-Baby, i-Sunset, i-Food

* Movies only: i-Low Light



[Recommended Filter] Camera automatically selects and suggests a filter for better results.

HOW TO

Gives you the desired results



Scene Guide with 23 selections

By selecting a desired image photo from the [Scene Guide], the camera automatically adjusts settings for optimal shooting. The camera also gives you advices of shooting procedure and recommended lenses for the scenes.

- Clear Portrait
- Backlit Softness
- Relaxing Tone
- Distinct Scenery
- Romantic Sunset Glow
- Glistening Water⁴
- Cool Night Sky
- Artistic Nightscape
- Clear Night Portrait
- Appetizing Food
- Freeze Animal Motion
- Monochrome
- Silky Skin
- Clear in Backlight
- Sweet Child's Face
- Bright Blue Sky
- Vivid Sunset Glow
- Clear Nightscape
- Warm Glowing Nightscape
- Glittering Illuminations⁴
- Soft Image of a Flower⁴
- Cute Dessert
- Clear Sports Shot

⁴ Glistening Water, Glittering Illuminations and Soft Image of a Flower are not available for video recording. ● The screen image is subject to change. ● Photos and illustrations are tentative images for explanatory purpose only.

*1 For recognition of the Night Portrait Mode and Night Scenery Mode, you have to half-press the shutter. When the auto flash function is on, the Night Portrait Mode is activated. *2 With the camera's automatic calculation of a baby's age, the Baby Mode works till the baby turns three years old when his/her birthday has been configured by the user in advance using the individual recognition function. *3 The i-Low light mode can function for movies only.

my trip snap Last day

04.26 11:26 a.m.

Memorable encounters I had around Hawaii

While driving around various towns in Waikiki, Kailua, and North Shore, I came across Hawaii in all its diverse colors.



NEW 📷 Fantasy



NEW 📷 Bleach Bypass



NEW 📷 Toy Pop²



NEW 📷 Sunshine^{1*3}



NEW 📷 Old Days



📷 LUMIX G X VARIO PZ 45-175mm / F4.0-5.6 ASPH. / POWER O.I.S.

04.26 02:26 p.m.

Admiring the superb craftsmanship of antique earrings I found in a downtown shop



📷 LEICA DG MACRO-ELMARIT 45mm/F2.8 ASPH./MEGA O.I.S.



📷 LUMIX G 20mm/F1.7 ASPH. • Program AE • 1/60 sec • F1.7 • ISO1000

04.26 03:12 p.m.

Typical "made-in-Hawaii" souvenirs



NEW 📷 Creative Panorama ¹ (High Key)

HOW TO

For more artistic expression



Creative Control with 19 Filter Effects

Creative Control lets you add artistic and original expression to photos of ordinary daily scenes with simple operation. The level of filter effect and tones/tints can be easily adjusted by a slide bar that is displayed in the panel.

Clear Retouch

You can erase unwanted parts of your photo by touch-screen operation.

- Expressive
- Old Days
- Low Key
- Dynamic Monochrome
- High Dynamic
- Toy Effect²
- Bleach Bypass
- Soft Focus^{1*3}
- Star Filter^{1*3}
- Sunshine
- Retro
- High Key
- Sepia
- Impressive Art
- Cross Process
- Toy Pop²
- Miniature Effect⁴
- Fantasy
- One Point Color

¹ Soft Focus, Star Filter Sunshine and Panorama Mode are not available for video recording. ² Digital Zoom and EX Tele Conv are not available when shooting with Toy Effect and Toy Pop. ³ Burst shooting and Auto Bracket are not available when shooting with Soft Focus, Star Filter and Sunshine. ⁴ Burst shooting, Auto Bracket, Touch Defocus Control and Digital Zoom are not available when shooting with the Miniature Effect.

HOW TO

Change the lens and expand the world



Interchangeable lenses

You can expand the range of photo expressions by using the lenses of your choice such as a single focal length lens, which offers a three-dimensional effect as if the focal object is emerging from the background, or a macro lens, which captures even a single petal of a small flower.



⁵ The Optical Image Stabilizer effect reduces as the shooting distance becomes shorter than around 1 m. ● LEICA is a registered trademark of Leica Microsystems IR GmbH. ● ELMARIT is a registered trademark of Leica Camera AG. ● LEICA DG MACRO-ELMARIT lenses are manufactured using measurement instruments and quality assurance systems certified by Leica Camera AG to meet the company's quality standards.

I'm going to use one of the photos I like as a wallpaper.

It's fun to pick the best shot while going through many photos of memorable moments, and transferring it to my smartphone. It was a great trip.

Image App
UNWIRE YOUR CREATIVITY



Connection to smartphones

More ways to have fun by connecting to smartphones.

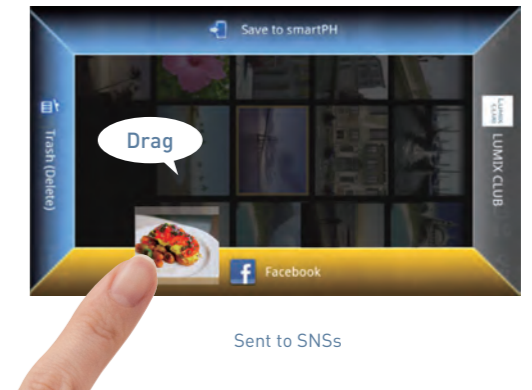
Connecting the camera to a smartphone/tablet via Wi-Fi® enables storing of photos and videos (MP4) in the smartphone/tablet, or remote controlling of the camera using the phone/tablet as a controller. Can be connected to Android-based/iOS-based (iPhone) terminals.



Panasonic Image App is available at Google Play or App Store

Photos can be stored in smartphones or sent to SNSs

Pressing the Wi-Fi (Fn2) button on the camera easily connects the camera to a smartphone/tablet. Photos and videos (MP4) selected from those that have been stored in the camera can be transferred to and stored in smartphones/tablets or sent to SNSs.



Remote shooting of photos and video is possible by using smartphone screen

An image on the camera monitor can be displayed simultaneously on a smartphone screen. Not limited to shutter operation, most of the shooting functions, including zooming and exposure compensation, can be controlled remotely using a smartphone/tablet.

Available settings with remote shooting

- Touch Shutter • Touch Zoom • Aperture
- Shutter Speed • ISO • White Balance etc

It is also possible to attach GPS data to photos

GPS data acquired via a smartphone can be transferred to a LUMIX GF6 camera and attached to a photo taken by the camera.



Remote controlling of the camera using a smartphone/tablet is possible. You can take self-portraits or group photos, while adjusting timing and checking the composition using a smartphone.

Instant Transfer

The picture data will be transferred right after shooting.

*Installing "Image App" is needed in advance.



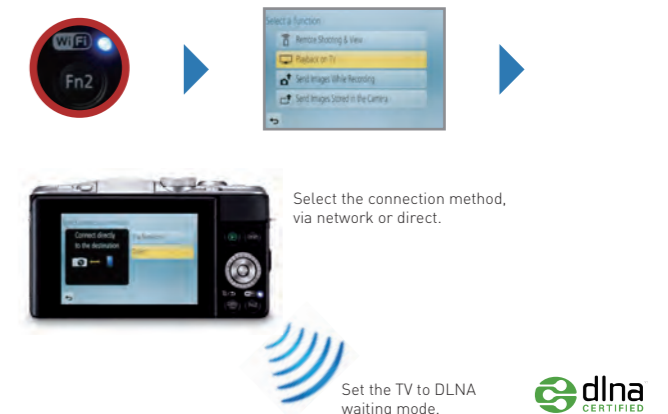
Select the destination device.

Select a connection method, and connect.

Wireless TV Playback

The Wi-Fi Direct™ function lets you play images directly on a DLNA-compliant VIERA HDTV.*

*The access point of router is required for cameras that are not Wi-Fi Direct™ compatible.



Select the connection method, via network or direct.

Set the TV to DLNA waiting mode.



The Instant Transfer function allows the camera to transfer the photo data to the designated electronic devices automatically whenever shutter is released. In playback mode, you can also touch the image displayed on the camera to transfer it directly to the smartphone / tablet right on the spot.

Using [Playback on TV] of the Wi-Fi function, you can display images on a TV that supports the Digital Media Renderer (DMR) function of the DLNA standard and Wi-Fi Direct™. Please check the following website about the compatible devices for details. <http://panasonic.jp/support/global/cs/dsc/>



HOW TO

Photos and videos (MP4) can be easily transferred to smartphones equipped with NFC (Near Field Communication) by using the one-touch connection function.

With NFC, you can connect a camera to a smartphone or tablet in one touch and transfer photos and videos (MP4).



Panasonic Image App should be installed on the smartphone in advance.

After the application is activated, select "destination device."


Touching the camera's NFC mark to the smartphone's NFC mark.

The image was transferred.


Express the beauty of what you see, exactly as it is, even in dimly-lit conditions



Even in tricky scenes where light and shadows are mixed, with the 16-megapixel Live MOS Sensor capturing subtle differences in illumination and the newly developed Venus Engine suppressing noise and enhancing image quality, rich tones are depicted with no blown out highlights or blocked up shadows.



Highlight detail




Shadow detail

16-megapixel Live MOS Sensor

Meticulous texture depiction

The excellent resolution, powers of description and color reproduction of the 16-megapixel Live MOS Sensor achieve a sophisticated level of texture depiction. Suppressing noise and expressing an array of tones during high sensitivity shooting, it delivers the beauty of what is seen as it is, and with a high resolution.



High-speed Venus Engine

Even more beautiful and smoother image quality

The new feature 2-dimensional noise reduction and new multi-process noise reduction control all noise. Even in poorly lit scenes they achieved clear image quality with no graininess.



High-speed, high-precision autofocus that means you hardly ever miss a shutter opportunity

Contrast AF

Focal precisions that exceeds SLR cameras

The contrast autofocus on the GF6 hardly ever makes errors as the image sensor plays the role of autofocus sensor, enabling you to focus with a precision even beyond the phase-difference autofocus found on most single-lens reflex cameras. In particular, when used in conjunction with light F-number lenses an overwhelmingly high precision is displayed.

High-speed AF

Never miss that moment you want to shoot

High-speed autofocus has been achieved by greatly accelerating the speed of the lens drive system. With a free composition that does not restrict the autofocus point, you can capture the moments you want with grace and confidence.



MF Assist

You can enlarge part of the screen and adjust the focus when shooting manually


When shooting in scenarios demanding strict focusing, such as close up shots, the parts of the image selected can be enlarged on the screen by five or ten times. Furthermore, it is also possible to enlarge parts of the shot by four times while simultaneously checking the overall composition.

Low Light AF **NEW**

Accurate focusing in low light

Even in poorly lit scenes where it's hard to focus, our new low-light autofocus helps to ensure correct focusing.

Photographing a subject in poor light



With low-light autofocus on

The focus indicator flashes, and autofocus is not possible.



Accurate autofocus!

An autofocus mode that fits the scene gives you more freedom to shoot as you want

Focus Mode (AFS/AFF/AFC/MF)

Focusing that fits the subject or scene possible

In addition to the autofocus flexible (AFF) mode, which exercises tremendous power in photographing subjects with unpredictable movements such as sports events and animals, the array of other focus modes enable focusing that is exactly right for whatever your subject may be.

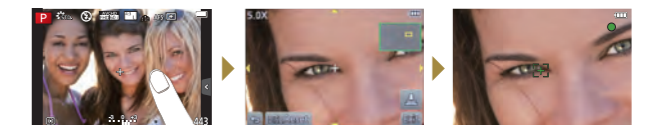
Selectable focus modes

- AFS Automatically locks focus while shutter button is half-pressed.
- AFF Switches between AFS and AFC according to the subject movement.
- AFC Constantly adjusts focus while shutter button is half-pressed.
- MF You can set the focus manually.

Pinpoint AF

Also adaptable to detailed focusing

Adaptable to fastidious needs such as wanting to focus on people's eyes. Simply by touching the monitor you can precisely set focus points.




Touch the part you want to enlarge. Precise focusing is easy.

Selectable focus area selection mode

- Pinpoint It's possible to enlarge and display the parts you want to focus on, and focus precisely.
- 1-Area You can optionally configure the autofocus area and frame size.
- 23-Area The camera can automatically select areas and focus on them from up to 23 areas.
- AF Tracking*2 Continues to focus and adjust exposure even when the subject is moving.
- Face Detection Can detect people's faces (up to 15 people) and adjust focus and exposure.

*2 Results are not guaranteed under every possible shooting environment.



Full area touch focus*1

Focus anywhere on the screen

Wherever the subject is on the screen, it can be quickly focused on with one simple touch. Being able to enjoy photography with free framing is another advantage only available with our Contrast AF system.



*1 When configuring the autofocus pinpoint focus on the autofocus mode, it is not possible to set the focus point on the extremities of the screen. *2 Tracking is sometimes not possible when the background and subject are of a similar color, or the subject is too small for the screen. In addition, tracking may not function fully in shooting conditions when the subject is moving at great speeds or the shooting environment is dark. Check the position of the subject, focus and exposure when the shutter is half-pressed. ● The screen design is subject alteration. ● The photographs and illustrations are images shown for explanatory purposes.

High-resolution, 3.0-inch 1040K-dot touch panel monitor



As the camera uses a high-resolution wide-viewing-angle monitor with In Cell Touch LCD that beautifully displays the images captured by the sensor, you can concentrate on shooting even viewing from an angle.

Smooth, light touch operation

As the static touch panel monitor is featured, it affords the comfortable operation you expect during shooting and playback.



Release the shutter by touching the screen

The shutter can be released simply by touching the subject on the touch panel screen. Even if it's your first digital single-lens camera you will be able to capture the moments you want to with absolute freedom.

Burst shooting

Grab that image with burst shooting at around 4.2 frames a second

Around 4.2 frames per second at full size*1 burst shooting possible. You can keep a beautiful record of those decisive moments in a scene full of movement. Moreover, the camera can also perform ultrafast burst shooting at 20 frames a second using the electronic shutter.



*1 Burst shooting using manual focus or AFS mode. ● The screen design is subject alteration. ● The photographs and illustrations are images shown for explanatory purposes.

Shoot videos in high-quality AVCHD/MP4 formats



AVCHD/MP4

High-quality Full HD videos can be shot

With one push of a finger you can easily operate the Full HD videos shooting function. You can enjoy Full HD videos by selecting either the AVCHD format to watch on a television, or the MP4 format for editing and storing on your computer.

Stop Motion Animation

You can make your own unique Stop Motion Animation (MP4).

You can produce fun-filled jerky videos by moving the subject a little bit by bit.



Stills photography during movie shooting

Seize those shutter opportunities even while filming videos

Even while shooting videos you can still take photographs without interrupting recording.



Record videos with one push of your finger

Fulltime AF

Focusing easy as well

Since the camera automatically adjusts the focus rapidly you can easily shoot videos with single-lens reflex quality.

Creative control over movies

Enjoy an artistic flavor even when filming videos*2

The creative Control function enables you to enjoy artistic expression in everyday scenes. Simply by selecting an effect that suits the scene it is possible to have fun with individual aesthetic camerawork.



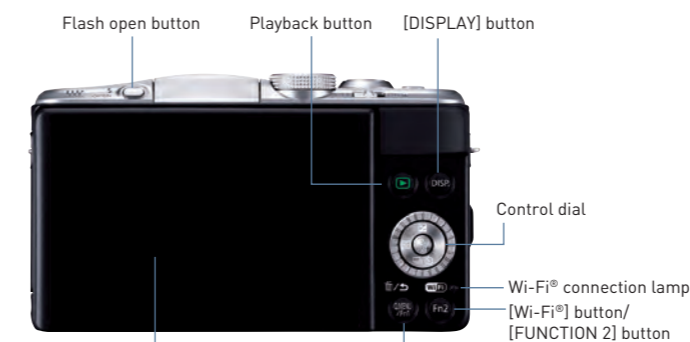
Miniature Effect*3

Dolby Digital

You can record in stereo with clarity and a real sense of presence



Main parts & controls



7.5cm/3.1-inch tiltable, wide-viewing angle, touch-screen monitor [1,040K dots]

[Q.MENU/FUNCTION 1] button

*2 Movies cannot be shot when the Soft Focus, Star Filter, Sunshine or Panorama modes are in use. *3 When shooting movies in the Miniature Effect mode the recording will last only about one tenth of the recording time (i.e. when you shoot for ten minutes the movie recorded will last around one minute). No sound will be recorded when shooting in the Miniature Effect mode. ● When filming movies we recommend you use a micro four thirds lens suitable for HD movies. ● When filming in the AVCHD format use an SD speed card of Class 4 or above. (SD speed class designates the minimum writing speed necessary to record video.) ● When the picture quality is set to HD or VGA we recommend that you use a high speed card that is described as being "10MB/s or more" on the packaging. ● Dolby and the double D symbol are trademarks of Dolby Laboratories Inc.

Different lenses open up a new world

X LENS standard zoom lens

**World's smallest and lightest^{*1}
A Standard Zoom Lens with
Full-Range, High-Speed F2.8**

*1 For an interchangeable lens that has focal length of 24-70mm (35mm camera equivalent) with a constant F2.8 aperture as of April 11, 2013



LUMIX G X VARIO 12-35mm/F2.8 ASPH./POWER O.I.S. H-HS12035



*2 When attached to Panasonic camera bodies that have dust-proof/drip-proof functions

X LENS standard zoom lens

The World's First^{*5} Digital Interchangeable Power Zoom Lens with Retractable Optics for Superb Mobility

*5 For an interchangeable lens for single-lens reflex digital cameras



LUMIX G X VARIO PZ 14-42mm/F3.5-5.6 ASPH./POWER O.I.S. H-PS14042



A super wide-angle zoom lens

A Super-Small, Lightweight Ultra-Wide-Angle Zoom Lens



LUMIX G VARIO 7-14mm/F4.0 ASPH.^{*7} H-F007014



Standard zoom lens

Standard zoom lens that combines mobility with stable powers of depiction



LUMIX G VARIO 14-42mm/F3.5-5.6 ASPH./MEGA O.I.S. H-FS014042



X LENS telephoto zoom lens

**World's Smallest and Lightest^{*3}
A Full-Range F2.8 Zoom Lens with
Both High Performance and a
Compact Size**

*3 For an interchangeable lens that has focal length of 70-200mm (35mm camera equivalent) with a constant F2.8 aperture



LUMIX G X VARIO 35-100mm/F2.8/POWER O.I.S. H-HS35100



*4 When attached to Panasonic camera bodies that have dust-proof/drip-proof functions

X LENS telephoto zoom lens

The World's First^{*6} Digital Interchangeable Power Zoom Lens Unchanged in Length, this Lens Provides Highly Comfortable Zooming

*6 For an interchangeable lens for single-lens reflex digital cameras



LUMIX G X VARIO PZ 45-175mm/F4.0-5.6 ASPH./POWER O.I.S. H-PS45175



Standard zoom lens

Standard Zoom Lens Achieving Smaller, Lighter Size, Mobility and Design **NEW**



LUMIX G VARIO 14-42mm/F3.5-5.6 II ASPH./MEGA O.I.S. H-FS1442A



Standard zoom lens

Versatile, High-Quality Standard Zoom Lens, from Wide-Angle to Medium Telephoto



LUMIX G VARIO 14-45mm/F3.5-5.6 ASPH./MEGA O.I.S. H-FS014045



Standard zoom lens

Perfect for HD Videos: A 10x Optical Zoom that Takes You from Wide-Angle to Telephoto



LUMIX G VARIO HD 14-140mm/F4.0-5.8 ASPH./MEGA O.I.S. H-VS014140



Telephoto zoom lens

Easy to use Zoom Lens Taking You up to 400mm^{*10}



LUMIX G VARIO 45-200mm/F4.0-5.6/MEGA O.I.S. H-FS045200



Single focal length fisheye lens

Fisheye Lens for Unique Images with Intriguing Deformation Effects



LUMIX G FISHEYE 8mm/F3.5 H-F008



Single focal length standard lens

Compact Lens with High-Speed F1.7 Aperture—Perfect for Everyday Shooting



LUMIX G 20mm/F1.7 ASPH. H-H020



Single focal length standard lens

The Stunning Soft Focus of this 25mm F1.4^{*10} Single-Focal-Length Lens Charms and Surprises



LEICA DG SUMMILUX 25mm/F1.4 ASPH. H-X025



Telephoto zoom lens

An Easy-to-Use Zoom that Goes All the Way



LUMIX G VARIO 45-150mm/F4.0-5.6 ASPH./MEGA O.I.S. H-FS45150



Ultra-zoom lens

An Ultra-Zoom Lens that Fights Hand-Shake



LUMIX G VARIO 100-300mm/F4.0-5.6/MEGA O.I.S. H-FS100300



Single focal length wide-angle lens

Single-Focal-Length 28mm Lens for Wide-Angle Shooting



LUMIX G 14mm/F2.5 ASPH. H-H014




Single focal length macro lens

A Superior Macro Lens Brings Tiny Worlds into View



LEICA DG MACRO-ELMARIT 45mm/F2.8 ASPH./MEGA O.I.S.^{*11} H-ES045



3D lens

The World's First^{*12} Interchangeable Lens for Shooting Subjects in 3D form Close Range

*12 For an interchangeable lens for digital cameras *14 For taking 3D photos only



LUMIX G 12.5mm/F12 H-FT012



● The photo is just a sample image used to illustrate the effect of the function

*13 3D-compatible models—GH2, GH3, GX1, G2, G3, G5, GF2, GF3, GF5 and GF6. No movie can be recorded with this lens ● 3D television is required to view 3D images on TV. Vertical shooting of 3D photos is not possible with the lens.

*5 Launched on October 13, 2011 *6 Launched on October 13, 2011 *7 Please note that the lens can block flashlight and create a shadow image of itself when the built-in flash is used. Please note that since the lens is made for wide-angle zooming, flashlight might not cover the four corners of the image, making them appear shaded when the built-in flash is used. *8 Lens firmware needs to be updated to Ver. 1.1 or later for more efficient HD movie shooting. Please confirm the latest information about firmware updates on the following website: <http://panasonic.jp/support/dsc/download/fts/index.html/> *9 Lens firmware needs to be updated to Ver 1.2 or later for more efficient HD movie shooting. Please confirm the latest information about firmware updates on the following website: <http://panasonic.jp/>

support/dsc/download/fts/index.html/ *10 35mm camera equivalent *11 When the shooting range becomes closer than 1 meter, the image stabilizing function becomes gradually less effective. *12 Launched on October 29, 2010 ● LEICA is a registered trademark of Leica Microsystems IR GmbH ● SUMMILUX and ELMARIT are registered trademarks of Leica Camera AG. The LEICA SUMMILUX and LEICA DG MACRO-ELMARIT lenses are manufactured using measurement instruments and quality assurance systems that have been certified by Leica Camera AG based on the company's quality standards. ● Micro Four Thirds™ and Micro Four Thirds logo mark are trademarks or registered trademarks of Olympus Imaging Corporation in Japan, US, EU and other countries.

Photo expression changes just by attaching a lens



DMW-GTC1 Conversion Lens is mounted on DMC-GF6. Lens: H-PS14042



Wide Conversion Lens DMW-GWC1

Creates dynamic expressions with an emphasis on a wider perspective



Attachable lenses: LUMIX G X VARIO PZ 14-42mm (H-PS14042) LUMIX G 14mm (H-H014)



Tele Conversion Lens DMW-GTC1

Pulls in faraway subjects so they appear to be almost within reach



Attachable lens: LUMIX G X VARIO PZ14-42mm (H-PS14042)



Macro Conversion Lens DMW-GMC1

Lets you get right up close, with a beautiful, soft blur effects on the background



Attachable lenses: LUMIX G X VARIO PZ 14-42mm (H-PS14042) LUMIX G 14mm (H-H014)



Fisheye Conversion Lens DMW-GFC1

Gives a unique expression to scenes in front of you



Attachable lenses: LUMIX G X VARIO PZ 14-42mm (H-PS14042) LUMIX G 14mm (H-H014)

Optional Accessories

Filter / Protector

- | PL Filter | ND Filter | MC Protector |
|-----------|-----------|--------------|
| DMW-LPL37 | DMW-LND37 | DMW-LMCH37 |
| DMW-LPL46 | DMW-LND46 | DMW-LMC46 |
| DMW-LPL52 | DMW-LND52 | DMW-LMC52 |
| DMW-LPL62 | DMW-LND62 | DMW-LMC62 |
| DMW-LPL67 | | DMW-LMC67 |

Zoom Lever



Mount Adaptor



Battery Pack



HDMI mini Cable



Tripod Adaptor



Soft Case



Leather Case



Bag



Shoulder Strap (Leather)

- DMW-SST67-K (Black)
- DMW-SST67-W (White)
- DMW-SST67-R (Red)
- DMW-SST67-T (Brown)

Hand Strap

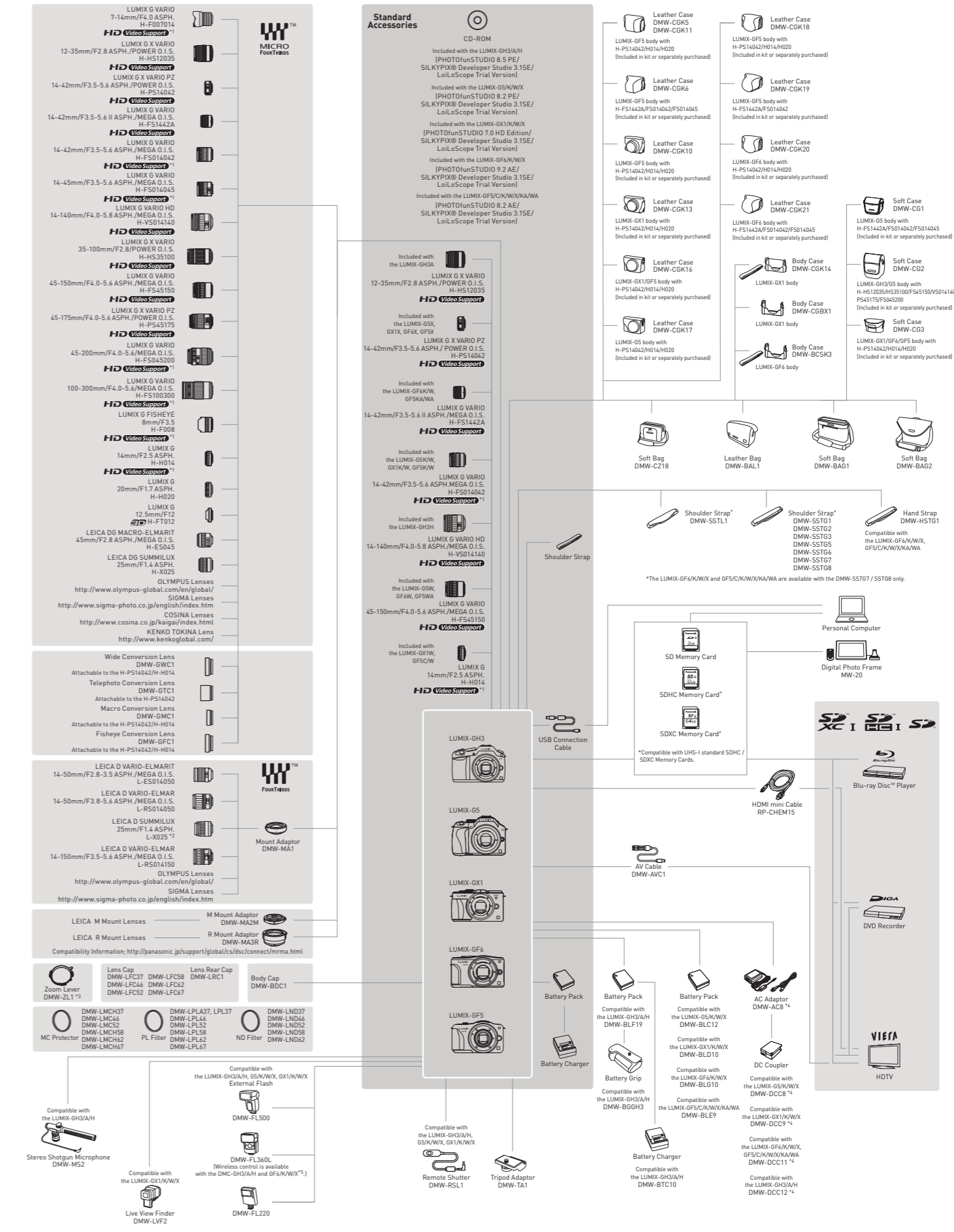
- DMW-HSTG1-K (Black)
- DMW-HSTG1-W (White)
- DMW-HSTG1-R (Red)
- DMW-HSTG1-T (Brown)

SD / SDHC / SDXC Memory Card

- 64GB: RP-SDU64G
- 32GB: RP-SDU32G
- 16GB: RP-SDU16G
- 8GB: RP-SDU08G
- 4GB: RP-SDU04G

*1GB = 1 billion bytes. Usable capacity will be less.

G-Series System Chart



*1 The firmware update is recommended for more comfortable HD video recording. <http://panasonic.jp/support/global/cs/dsc/> [English] *2 AFS compatibility can be added with a firmware update. <http://panasonic.jp/support/global/cs/dsc/index.html> [English] *3 The DMW-ZL1 is compatible with the following Micro Four Thirds lenses (As of April 2013). H-F007014 / H-HS12035 / H-FS014042 / H-FS014045 / H-VS014140 / H-HS35100 / H-FS45150 / H-FS0100300. *4 The AC Adaptor DMW-AC8 requires the DC coupler DMW-DCC8 / DCC9 / DCC11 / DCC12. The DC coupler DMW-DCC8 / DCC9 / DCC11 / DCC12 require the AC Adaptor DMW-AC8. *5 While the LUMIX-GF6 is not equipped with a hot shoe, it is capable of wireless control. *Some functions of LUMIX-GH3 / G5 / GX1 / GF6 / GF5 cannot be used when mounting the Four Thirds lenses with the Mount Adaptor DMW-MA1, the LEICA M or R lenses with the Mount Adaptor DMW-MA2M or DMW-MA3R. *Leica is a registered trademark of Leica Microsystems IR GmbH. *When a lens that does not support the Contrast AF function is mounted, operation will automatically switch to manual focus. *Confirm the operation information of compatible lenses at Customer Support <http://panasonic.jp/support/global/cs/dsc/> [English]. *For detailed information about the lenses made by SIGMA, OLYMPUS, LEICA, COSINA and KENKO TOKINA, please see each company's website. *Batteries made by other companies which have been certified by Panasonic may be used with these units, but we offer no guarantee as to the quality, performance or safety of such batteries. *Exercise care when purchasing batteries. Many fake or imitation batteries have been found among those sold at unusually low prices and those customers cannot check for themselves before purchasing. *Please confirm the latest information about batteries on the following website. <http://panasonic.jp/support/global/cs/info/battery.html> [English]. *The SDXC/SDHC Memory Card can be used only if their logos are indicated on the equipment or in the operation manual. It cannot be used with equipment that supports only the SD Memory Card.

Free Manuals Download Website

<http://myh66.com>

<http://usermanuals.us>

<http://www.somanuals.com>

<http://www.4manuals.cc>

<http://www.manual-lib.com>

<http://www.404manual.com>

<http://www.luxmanual.com>

<http://aubethermostatmanual.com>

Golf course search by state

<http://golfingnear.com>

Email search by domain

<http://emailbydomain.com>

Auto manuals search

<http://auto.somanuals.com>

TV manuals search

<http://tv.somanuals.com>