

Quick Reference Guide

Portable handset

KX-FKN551

- This guide explains some basic features and operations, but not all of them. For further details, see the Japanese operating instructions.
- This product is designed for use in Japan. Panasonic cannot provide service for this product if used outside Japan.
- Any details given in this guide are subject to change without notice.

About the bone conduction speaker

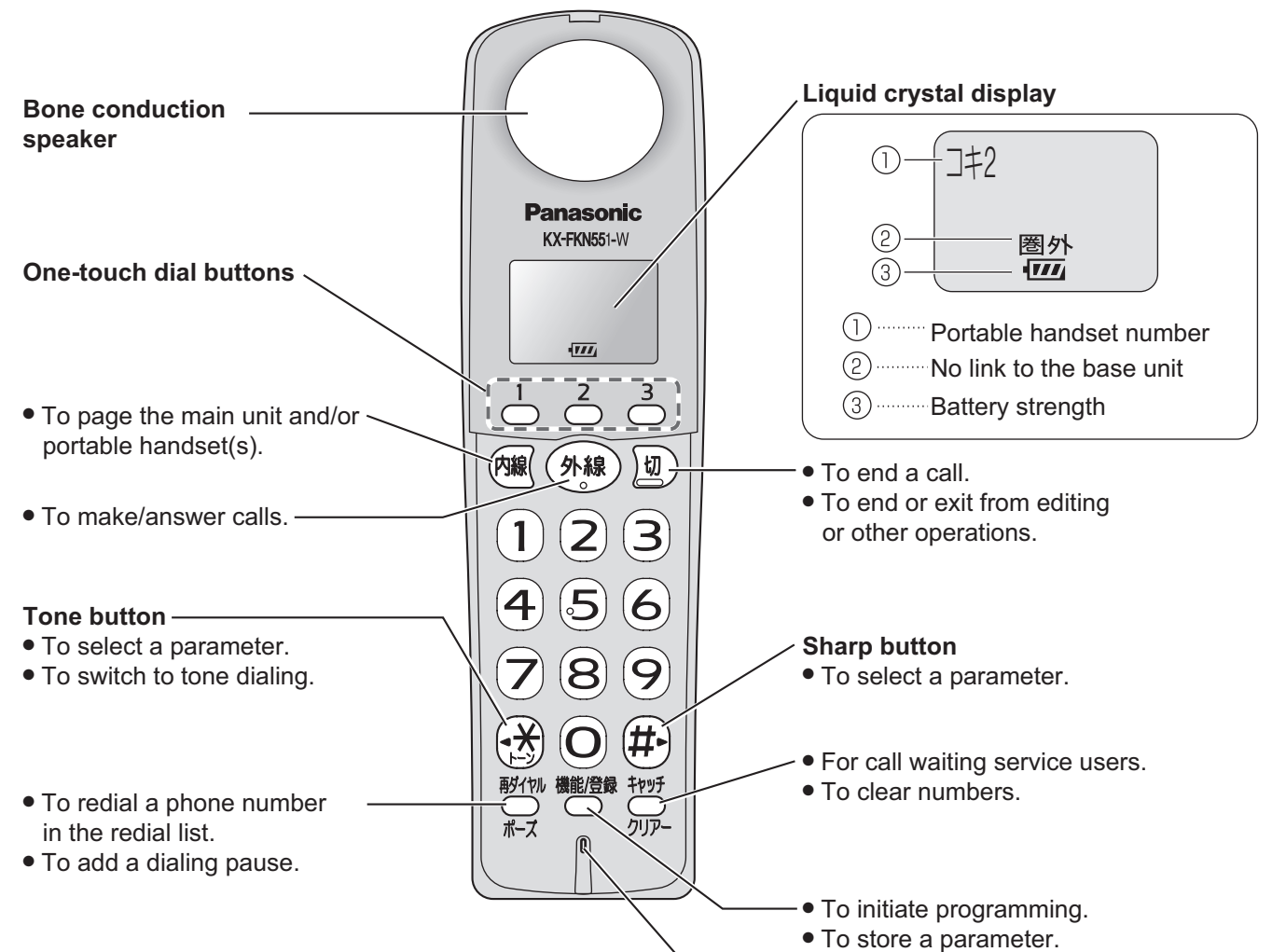
- The handset features a bone conduction speaker that uses vibrations which allow you to hear your telephone conversations. Simply place the bone conduction speaker against your head to hear.



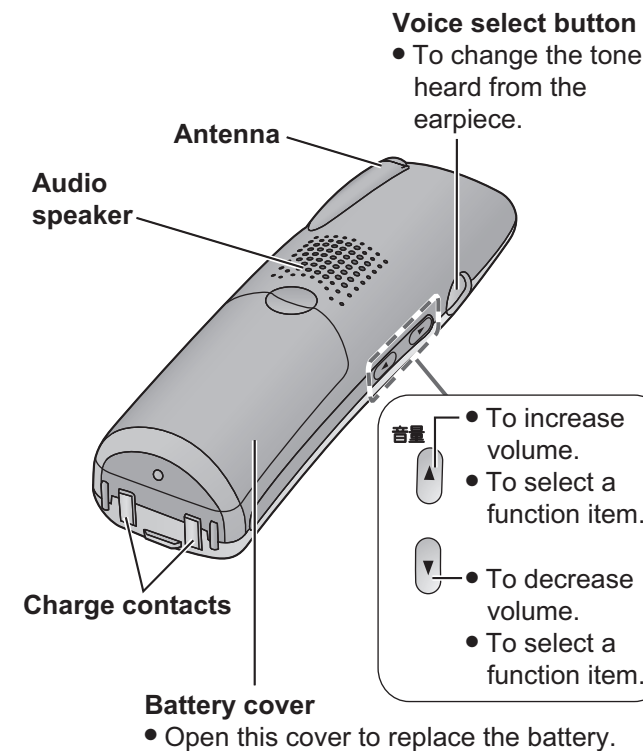
Place the bone conduction speaker against your head (not your ear).
Try different locations to find which location works best. Start with the temple area.

- Do not place the bone conduction speaker on a hearing aid. Howling or other interference will be heard.
- The effectiveness of the bone conduction speaker will vary by the type and degree of hearing loss of the user.

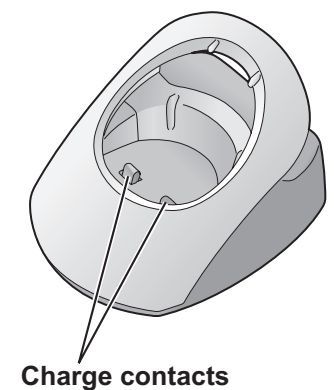
Finding the controls



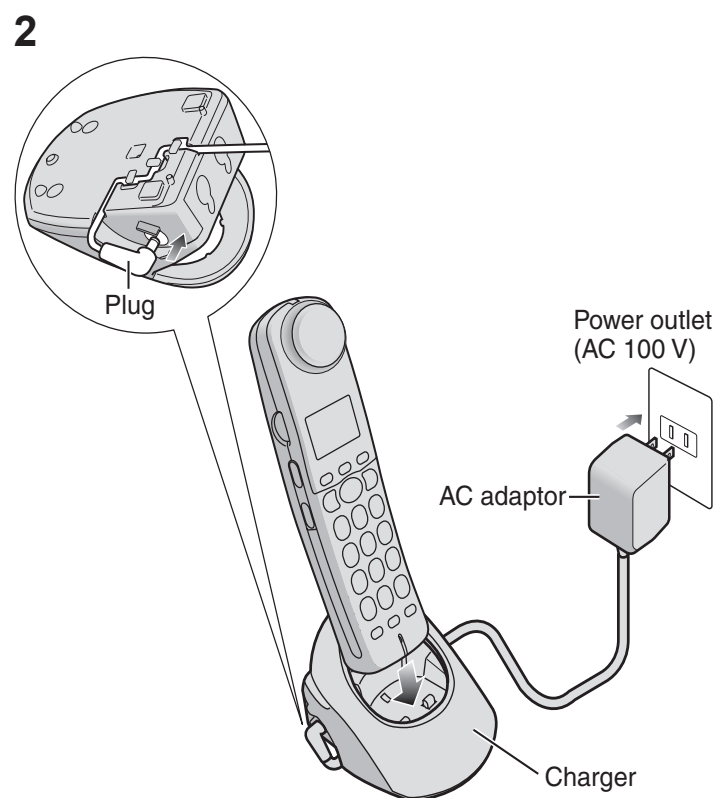
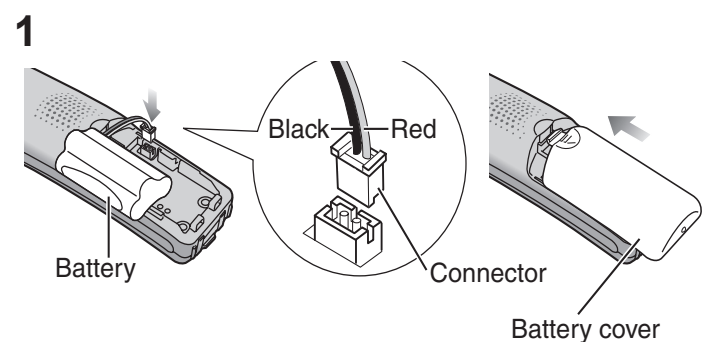
Back view



Battery charger

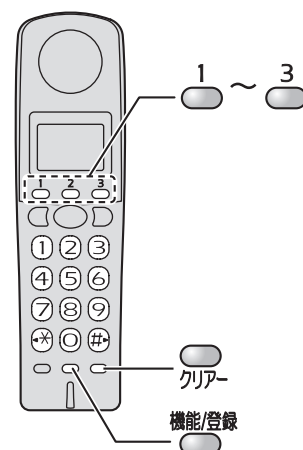


Setting up the portable handset



- 3** Charge the battery in the charger for **10 hours**.
- After your Panasonic battery is fully charged, it will last up to about 5 hours of conversation.

Using the one-touch dial



Storing telephone numbers in the one-touch dial

- Press **機能/登録** (Function/Store).
- Press the desired one-touch dial button (1 to 3).
- Enter the telephone number, up to 24 digits.
 - To correct a mistake, press **クリア** (Clear).
- Press **機能/登録** (Function/Store).

Making a voice call using the one-touch dial

- Press the desired one-touch dial button (1 to 3).
 - The unit will start dialing.
- When the other party answers, start talking.

Changing a stored number in the one-touch dial

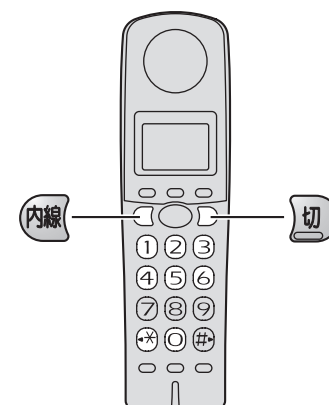
- Press **機能/登録** (Function/Store).
- Press the desired one-touch dial button.
- Enter the new telephone number.
- Press **機能/登録** (Function/Store).

Erasing a stored number in the one-touch dial

- Press **機能/登録** (Function/Store).
- Press the desired one-touch dial button.
- Press **クリア** (Clear).
- Press **機能/登録** (Function/Store).

Intercom

An intercom is available between the portable handsets or between the main unit and portable handset(s).



1 ■ For single portable handset users

Press **内線** (Intercom).

■ For multiple portable handset users

- Press **内線** (Intercom).
- Call the main unit and/or portable handset(s) in the following ways:
 - To call a specific portable handset, press the portable handset number (1 to 6) which you want to call.
 - To call the main unit, press **0**.
 - To call the main unit and all the portable handsets, press **+**.

2


Start talking.

3

Press **切** (Off) to end the intercom call.

Receiving faxes

If your main unit is a facsimile machine, you can receive faxes using the portable handset.



1

When you hear a ring, lift the portable handset from the charger to answer the call.

- If the portable handset is not set on the charger, press **外線** (Talk).

- 2** When:
- document reception is required,
 - a fax calling tone (slow beep) is heard, or
 - no sound is heard,
- Press **機能/登録** (Function/Store), then press **+**.

Specifications

Portable handset

Power supply	Ni-MH battery (Part no. KX-FAN50) DC 3.6 V, 600 mAh
Dimensions	Approx. 171 x 48 x 45 mm
Mass (Weight)	Approx. 170 g (Battery installed)
Operating environment	5 °C–35 °C, 45 %–85 % RH (Relative Humidity)
Battery life	While in use (talking): Approx. 5 hours While not in use (standby): Approx. 150 hours
Battery charge	10 hours

Battery charger

Power supply	AC adaptor (Part no. PFAP1009) AC 100 V (50 Hz/60 Hz) DC 7.5 V, 100 mA
Power consumption	Charging: Approx. 1.5 W Stand by: Approx. 0.6 W
Dimensions	Approx. 65 x 86 x 96 mm
Mass (Weight)	Approx. 75 g
Operating environment	5 °C–35 °C, 45 %–85 % RH (Relative Humidity)

Free Manuals Download Website

<http://myh66.com>

<http://usermanuals.us>

<http://www.somanuals.com>

<http://www.4manuals.cc>

<http://www.manual-lib.com>

<http://www.404manual.com>

<http://www.luxmanual.com>

<http://aubethermostatmanual.com>

Golf course search by state

<http://golfingnear.com>

Email search by domain

<http://emailbydomain.com>

Auto manuals search

<http://auto.somanuals.com>

TV manuals search

<http://tv.somanuals.com>