

SPECIFICATIONS SP™ 5XL



Frequency response, 1 meter on-axis, swept-sine in anechoic environment:

68 Hz to 18 kHz (± 3 dB)

Usable low frequency limit (-10 dB point):

52 Hz

Power handling:

Full range

350 Watts continuous

700 Watts program

1,400 Watts peak

Sound pressure level, 1 Watt, 1 meter in anechoic environment:

Full range

99.0 dB SPL, (2.83 Volt input)

Maximum sound pressure level (1 meter):

Full range

124 dB SPL continuous

132 dB SPL peak

Radiation angle measured at -6 dB point of polar response:

90° horizontal x 45° vertical

Transducer complement:

Low frequency section

1x 15" SP-15825 Scorpion® Plus HO woofer

High frequency section

1x .875" exit/51 mm voice coil RX™22 compression driver on a CD horn

Box tuning frequency:

Low frequency section

49 Hz

Crossover frequency (internal passive):

Low frequency - high frequency

1,800 Hz

Impedance (Z):

Full range

Nominal: 8.0 Ω

Minimum: 5.7 Ω

Input connections:

2x 1/4" phone jack

Enclosure materials and finish:

3/4" novaply finished in black carpet

Mounting provisions:

Warning: This unit is not designed for overhead suspension. Includes SA-1 stand-mount adapter and four large rubber feet on bottom

Dimensions (H x W x D):

Front

28.00" x 18.94" x 18.31"

711 mm x 481 mm x 465 mm

Rear

28.00" x 13.00" x 18.31"

711 mm x 330 mm x 465 mm

Net weight:

69 lbs. (31.4 kg)

Features:

- 15" Scorpion Plus HO woofer with field-replaceable basket
- RX 22 compression driver with ferro fluid cooling



SPECIFICATIONS SP™ 5XL

- 700 Watts program, 1400 Watts peak
- Sound Guard™ III tweeter protection
- Trapezoidal enclosure
- Stand-mount adapter

Description

This new SP 5 enclosure boasts high power and a clean, clear, smooth sound. The SP5XL is a two-way speaker system comprised of a new, high output 15" Scorpion® Plus HO woofer with a Kevlar® impregnated cone and an RX™22 compression driver loaded onto a constant directivity horn.

The SP 5XL has a trapezoidal shaped enclosure, which reduces the build-up of standing waves and minimizes mid-bass and mid-range coloration. It is constructed of 3/4" high density particle board and is covered with a durable black carpet. The enclosure corners are reinforced with polymer caps, while a black, powder-coated, expanded metal grille covers the lower half of the system to protect the woofer from external damage. An SA-1 stand-mount adapter is built into the enclosure for speaker stand mounting.

The high frequencies are handled by a 2" RX™22 titanium diaphragm compression driver utilizing ferro fluid cooling, coupled to a constant directivity horn with smooth, even response and good high frequency dispersion. The RX 22 driver features the Radialinear Planar Phase Correction System, which provides smoother and extended high frequency response (U.S. Patent 6,064,745).

Input connection to the system is made via two 1/4" phone jacks in parallel. The internal passive crossover features the Sound Guard III tweeter protection circuit, an advanced topology crossover with high performance components, to provide high power handling and reliability. Sound Guard provides long- and medium-term driver overload protection without impairing musical transients or dynamics when the system is used full-range. The crossover provides driver roll-off and protection, as well as driver EQ for the woofer and horn. High quality, reliable crossover components include polypropylene capacitors and high current inductors. The optimal integration of the crossover with the selected drivers results in a smooth frequency response from 68 Hz to 18 kHz.

Despite its compact dimensions, this system can put out very high sound levels. Its 700 Watts of program amplifier power provide excellent coverage and clarity.

Frequency response

This measurement is useful in determining how accurately a given unit reproduces an input signal. The frequency response of the SP 5XL is measured at a distance of 1 meter using a 1 Watt swept-sine input signal (into the nominal impedance). As shown in Figure 1, the selected drivers in the SP 5XL combine to give a smooth frequency response from 68 Hz to 18 kHz.

Power handling

There are many different approaches to power handling ratings. Peavey rates this loudspeaker system's power handling using a full-range form of the AES Standard 2-1984. Using audio band 20 Hz to 20 kHz pink noise with peaks of

four times the RMS level, this strenuous test signal assures the user that every portion of this system can withstand today's high technology music. This rating is contingent upon having a minimum of 3 dB amplifier headroom.

Mounting

Warning: This unit is not designed for over head suspension.

Architectural and engineering specifications

The loudspeaker system shall have an operating bandwidth of 68 Hz to 18 kHz. The nominal output level shall be 99.0 dB when measured at a distance of one meter with an input of 1 Watt. The nominal impedance shall be 8.0 Ohms. The maximum continuous power handling shall be 350 Watts, with maximum program power of 700 Watts and a peak power input of at least 1,400 Watts (minimum amplifier headroom 3 dB). The nominal radiation geometry shall be 90° in the horizontal plane and 45° in the vertical plane. The outside dimensions shall be 28.00" high by 18.94" wide by 18.31" deep. The weight shall be 69 lbs. The loudspeaker system shall be a Peavey model SP 5XL.

3 + 2 Year Limited Warranty

NOTE: For details, refer to the warranty statement. Copies of this statement may be obtained by contacting Peavey Electronics Corporation, P.O. Box 2898, Meridian, Mississippi 39301-2898.

SPECIFICATIONS SP™ 5XL

Amplitude Response (1W 1m On-Axis)

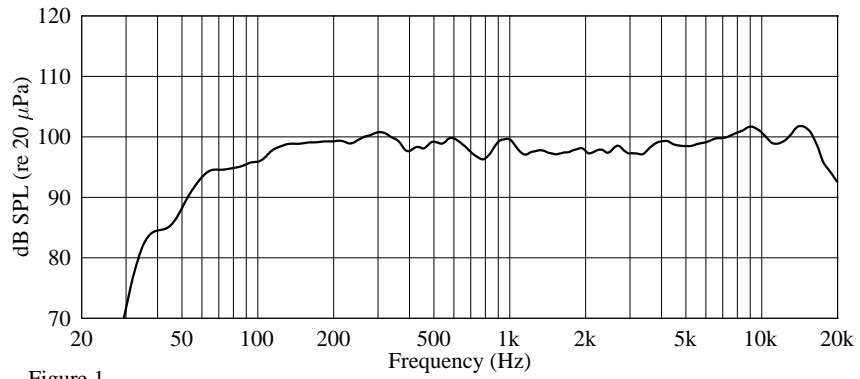


Figure 1

Impedance

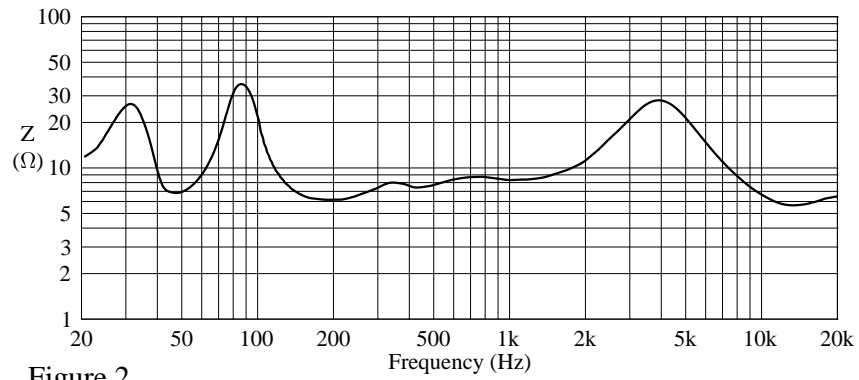



Figure 2

SP™ 5XL input plate


SP™ 5XL

 **MADE IN U.S.A.**

MAX POWER: 700W PROGRAM

IMPEDANCE: 8 OHMS

WARNING: THIS SPEAKER SYSTEM CAN PERMANENTLY DAMAGE HEARING! USE EXTREME CARE SETTING MAXIMUM LOUDNESS



**FULL RANGE INPUTS
IN PARALLEL**

HF DRIVER PROTECTED BY SOUNDGUARD™ III
BUILT UNDER U.S. PATENT NO. 6,064,745;
UK PATENT NO. GB 2 329 789

CE



80304947

Features and specifications subject to change without notice.

Peavey Electronics Corporation • 711 A Street • Meridian • MS • 39301 (601) 483-5365 • FAX (601) 486-1278 • www.peavey.com
©2003 Printed in the U.S.A. 3/03



Free Manuals Download Website

<http://myh66.com>

<http://usermanuals.us>

<http://www.somanuals.com>

<http://www.4manuals.cc>

<http://www.manual-lib.com>

<http://www.404manual.com>

<http://www.luxmanual.com>

<http://aubethermostatmanual.com>

Golf course search by state

<http://golfingnear.com>

Email search by domain

<http://emailbydomain.com>

Auto manuals search

<http://auto.somanuals.com>

TV manuals search

<http://tv.somanuals.com>