



415 Sub™

High Efficiency Quad 15"
Subwoofer System

SPECIFICATIONS:

Enclosure:

415 Sub™

**Frequency Response, 1 Meter on Axis,
Swept Sine Averaged Across Operating
Bandwidth in Anechoic Environment:**

45 Hz-1 kHz

Low Frequency Limit (-3 dB point):

45 Hz

**Useable Low Frequency Limit (-10 dB
point):**

40 Hz

Power Handling:

300 watts continuous (48.9 volts RMS)
600 watts program

**Sound Pressure Level 1 Watt at 1 Meter
Swept Sine Input in Anechoic Environment:**

106 dB

Maximum Sound Pressure Level:

128 dB

Transducer Complement:

Four 15" 15825M Scorpion® Plus
woofers

Box Tuning Frequency (F_{Box}):

45 Hz

Impedance (Nominal):

8 ohms

Impedance (Minimum):

7.8 ohms

Input Connections:

Two parallel ¼" female connectors in
parallel with one XLR 3-pin connector

Enclosure Materials and Finish:

High density, 7 ply, ¾" plywood covered
with heavy-duty wear-resistant carpet.

Dimensions:

36¼" (92.1 cm) W × 41¾" (105.1 cm) H ×
20¾" (52.7 cm) D

Net Weight:

162 lbs. (73.6 Kg)

DESCRIPTION

The 415 Sub™ is an add-on subwoofer system of exceptional efficiency, useable with any system and optimized for addition to the 3020HT™. The enclosure is constructed of ¾", 7 ply, high density plywood braced against vibration, and covered with a rugged, wear-resistant carpet. The integral steel protective grilles on the woofers match the cosmetics of the HT™ Series enclosures, while providing excellent road worthiness.

The 415 Sub™ is comprised of four 15" 15825M Scorpion® Plus woofers in a tightly coupled direct radiator array, supplying extremely high efficiency low end in conjunction with high power handling.

The properly vented enclosure provides a smooth, easy load for the driving amplifier, increasing reliability of the system as a whole.

FREQUENCY RESPONSE

The frequency response of the 415 Sub is measured in an anechoic environment at a distance of 1 meter while using a 2.82 volt logarithmically swept sine input. This measurement is useful in determining the accuracy in which the enclosure reproduces the input signal. The combination of four 15" Scorpion® Plus drivers in a vented enclosure results in a flat desirable response as shown in figure 1.

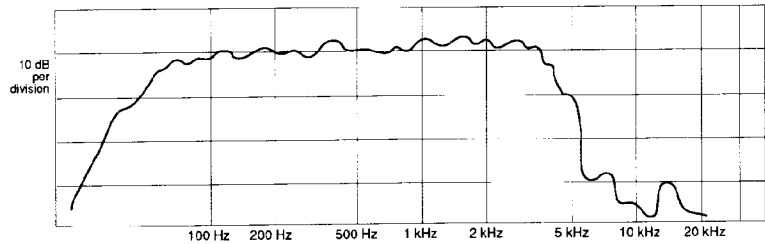


Figure 1. FREQUENCY RESPONSE

POWER HANDLING

There are many different approaches to power handling ratings, the most common being EIA Standard RS-426A. The derived shape of this test spectrum was an attempt to simulate the spectral content of contemporary music. Although it does resemble contemporary music, EIA-RS-426A does not contain the same levels of very low frequency material found in live music situations. Very high levels of low frequency material produce distortion and, ultimately, device failure. The presence of the low frequency material will, therefore, yield lower device ratings than produced by EIA Standard RS-426A.

Although the device ratings are lower than those produced by the EIA test spectrum, they are far more reliable and will have a direct correlation to real world situations.

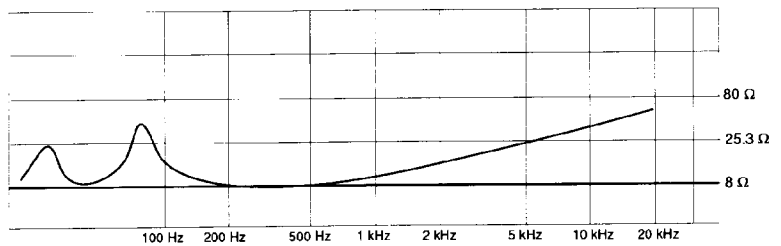


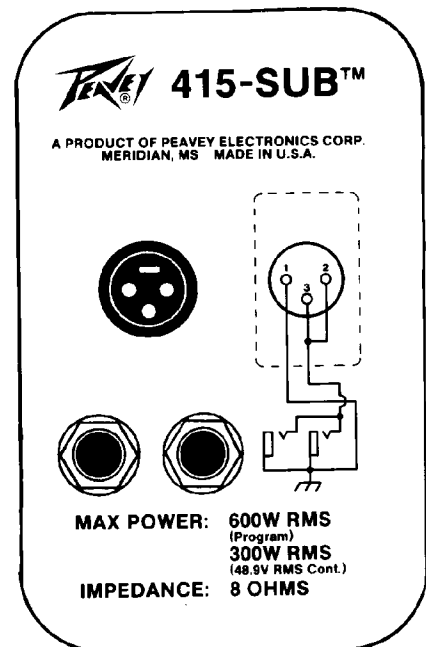
Figure 2. IMPEDANCE

ARCHITECTURAL & ENGINEERING SPECIFICATIONS

The loudspeaker system shall have an operating bandwidth of 45 Hz to 1000 Hz. The output level shall be 106 dB when measured at a distance of one meter with an input of one watt. The nominal impedance shall be 8 ohms. The continuous power handling shall be 300 watts, maximum program power of 600 watts, with a minimum amplifier headroom of 3 dB. The outside dimensions shall be 36¼ inches wide by 41¾ inches high by 20¼ inches deep. The weight shall be 162 lbs. The loudspeaker system shall be a Peavey model 415 Sub™

ONE YEAR LIMITED WARRANTY --

Note: For details, refer to the warranty statement. Copies of this statement may be obtained by contacting Peavey Electronics Corporation, P. O. Box 2898, Meridian, Mississippi 39302-2898.



Features and specifications subject to change without notice.

Peavey Electronics Corporation / 711 A Street / Meridian, MS 39302-2898 / U.S.A. / (601) 483-5365 Telex: 504115 / Fax: 484-4278
 ©1989 Printed in the U.S.A. #80301014 4/89

Free Manuals Download Website

<http://myh66.com>

<http://usermanuals.us>

<http://www.somanuals.com>

<http://www.4manuals.cc>

<http://www.manual-lib.com>

<http://www.404manual.com>

<http://www.luxmanual.com>

<http://aubethermostatmanual.com>

Golf course search by state

<http://golfingnear.com>

Email search by domain

<http://emailbydomain.com>

Auto manuals search

<http://auto.somanuals.com>

TV manuals search

<http://tv.somanuals.com>