

# SPECS

PEAVEY ELECTRONICS

## DTH™ 218

### Low-Frequency Enclosure

#### SPECIFICATIONS

Frequency Response, 1 Meter  
On-Axis, Swept Sine in Anechoic  
Environment:

45 Hz to 250 Hz

Low-Frequency Cut-Off (-3 dB point):

45 Hz

Usable Low-Frequency Limit  
(-10 dB point):

35 Hz

Power Handling:

Speakers Parallel:

1000 W continuous (63.2 V RMS)  
2000 W program  
4000 W Peak

Speakers Independent:

500 W continuous (63.2 V RMS)  
2 x 1000 W program  
2000 W Peak

Sound Pressure Level, 2.0 V (1 watt)

• 1 meter in anechoic environment:

100 dB

Maximum Sound Pressure Level:

128 dB

Transducer Complement:

Two BW X 1888 HP Black Widow® X  
Woofers

Box Tuning Frequency:

47 Hz

Recommended Crossover  
Frequency:

150 Hz to 250 Hz range

Impedance, Z:

Speakers Parallel:

4 ohms nominal  
3.2 ohms minimum

Speakers Independent:

8 ohms nominal  
2 x 6.4 ohms minimum



Input Connections:

One Neutrik® 4-conductor Speakon®  
(NL4MP)

One Neutrik® 8-conductor Speakon®  
(NL8MP with 4-conductor NL4MP  
output)

Enclosure Materials & Finish:

3/4" plywood with battleship grey carpet  
and plasticized metal grille

Dimensions (H x W x D):

47 1/4" x 23 1/8" x 31 1/8"  
(120 cm x 58.7 cm x 79 cm)

Net Weight:

145 lbs. (64 kg)

FEATURES

- Dual BW X 1888 HP Black Widow® X woofers
- **Anti-axial** driver arrangement
- 16-gauge plasticized metal grille
- 4- and 8-conductor input with 4-conductor output
- Battleship grey carpet
- Rear casters

**PEAVEY**®

## DESCRIPTION

The DTH™ 218 is a perfect match as an additional low-frequency enclosure for any of the DTH™ enclosures. This enclosure is loaded with two BW X 1888 HP Black Widow® X Woofers. One of these woofers has been mounted backwards (its electrical polarity has also been reversed so that its acoustical polarity is identical to the other woofer). The **Anti-axial** arrangement of the drivers eliminates virtually all even-order harmonic distortion. Maximum versatility was our main goal when considering the input to this loudspeaker. Both drivers are connected to a Neutrik® 4-conductor Speakon® connector. The drivers are also connected to one half of a Neutrik® 8-conductor Speakon® connector. The other half of this connector is hooked up to a second Neutrik® 4-conductor connector. This connector serves as an **output** to another loudspeaker such as a DTH™ S5. By using this output, you will have only one "home run" of a cable going to your amps instead of two 4-conductor cables. A battleship grey velour carpet covers the DTH 218. This is a low-wear, high abrasion-resistant carpet, similar to those used in the automotive industry. A heavy-duty, 16-gauge metal grille dresses off the enclosure and provides superior protection for the drivers. The grille has been coated with a plasticized paint. This aids greatly in damping grille vibrations at high sound pressure levels. All this combines to give you a great-looking and great-sounding subwoofer perfectly suited to any low-frequency sound reinforcement application.

## FREQUENCY RESPONSE

This measurement is useful in determining how accurately a given enclosure reproduces an input signal. The frequency response of the DTH™ 218 is measured at 1 meter using a 2.0-volt swept sine input. As shown in Figure 1, the drivers in the DTH 218 combine to give a smooth frequency response from 45 Hz to 250 Hz.

## POWER HANDLING

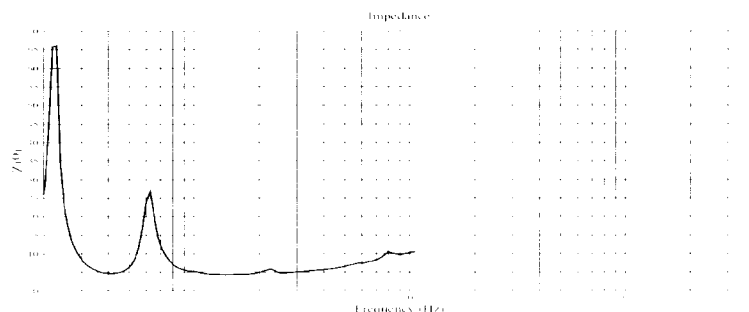
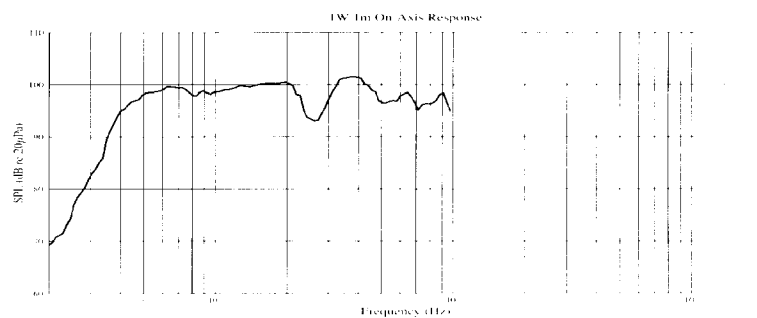
There are many different approaches to power handling ratings. Peavey rates this speaker system's power handling using a modified form of the AES Standard 2-1984. Utilizing audio band (20 Hz to 20 kHz) pink noise with peaks over four times the RMS level, this strenuous test signal assures the user that every portion of this system can

withstand today's high-technology music. The test signal contains large amounts of very low frequency energy, effectively simulating the frequency content of live music situations. The full measure of high frequencies in the test signal allow for exposure of the speaker system to synthesized tones that may extend beyond audibility. This rating is contingent on having a minimum 3 dB of amplifier headroom available.

## ARCHITECTURAL & ENGINEERING SPECIFICATIONS

The loudspeaker system shall have an operating bandwidth of 45 Hz to 250 Hz. The output level shall be 100 dB when measured at a distance of one meter with an input of one watt. The nominal impedance shall be

4 ohms with speakers paralleled, 8 ohms with speakers independently powered. The continuous power handling shall be 1000 watts, with maximum program power of 2000 watts and minimum amplifier headroom of 3 dB with speakers paralleled. The continuous power handling shall be 500 watts x 2, with maximum program power of 1000 watts x 2, and minimum amplifier headroom of 3 dB with speakers independently powered. The outside dimensions shall be 23 1/8 inches wide by 47 1/4 inches high by 31 1/8 inches deep. The weight shall be 145 lbs. The loudspeaker system shall be a Peavey model DTH™ 218.

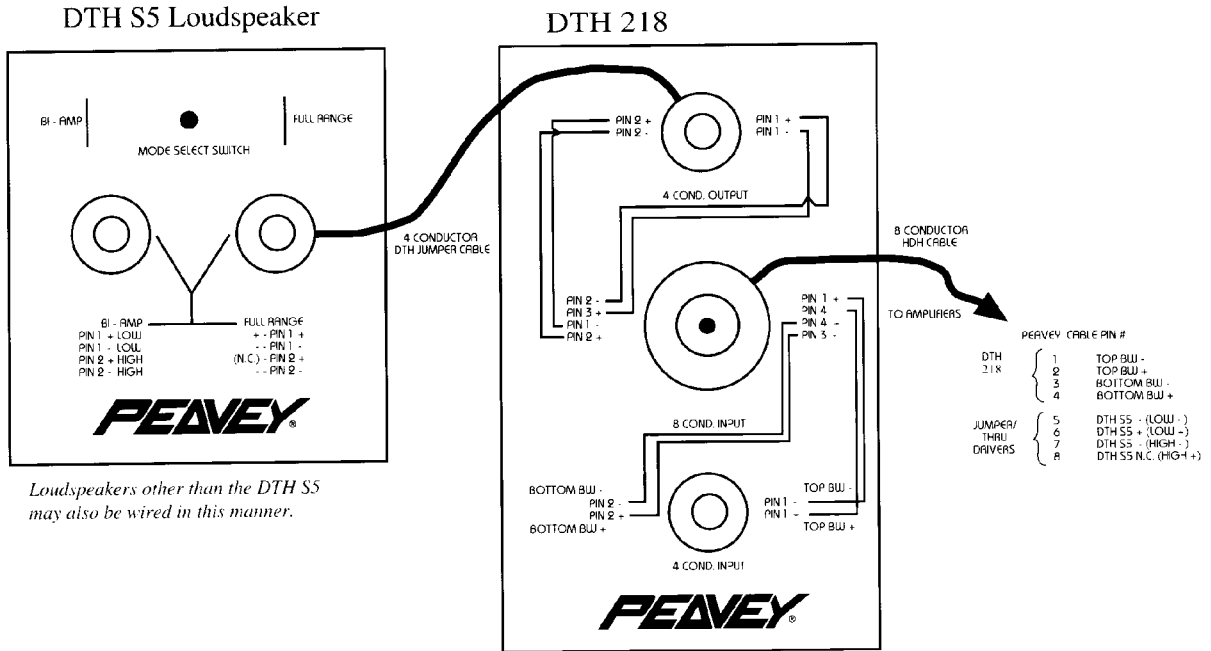


## ONE YEAR LIMITED WARRANTY

**NOTE:** For details, refer to the warranty statement. Copies of this statement may be obtained by contacting Peavey Electronics Corporation, P.O. Box 2898, Meridian, Mississippi 39302-2898.

# Wiring Diagram

## and use of DTH 218 Jumpering/Thru Capability



Loudspeakers other than the DTH S5 may also be wired in this manner.

### 8-Conductor Speakon® (NL8MP)/Pin-Out Cross-Reference

#### Peavey 8-Conductor Cable

#### NL8MP

1	1+
2	4 -
3	4+
4	3 -
5	3+
6	2 -
7	2+
8	1 -

## WARNING

Exposure to extremely high noise levels may cause a permanent hearing loss. Individuals vary considerably in susceptibility to noise induced hearing loss, but nearly everyone will lose some hearing if exposed to sufficiently intense noise for a sufficient time. The U.S. Government's Occupational Safety and Health Administration (OSHA) has specified the following permissible noise level exposures.

Duration Per Day In Hours	Sound Level dBA, Slow Response
8	90
6	92
4	95
3	97
2	100
1-1/2	102
1	105
1/2	110
1/4 or less	115

According to OSHA, any exposure in excess of the above permissible limits could result in some hearing loss. Ear plugs or protectors in the ear canals or over the ears must be worn when operating this amplification system in order to prevent a permanent hearing loss if exposure is in excess of the limits as set forth above. To ensure against potentially dangerous exposure to high sound pressure levels, it is recommended that all persons exposed to equipment capable of producing high sound pressure levels such as this amplification system be protected by hearing protectors while this unit is in operation.

# PEAVEY®

Features and specifications subject to change without notice.



## Free Manuals Download Website

<http://myh66.com>

<http://usermanuals.us>

<http://www.somanuals.com>

<http://www.4manuals.cc>

<http://www.manual-lib.com>

<http://www.404manual.com>

<http://www.luxmanual.com>

<http://aubethermostatmanual.com>

Golf course search by state

<http://golfingnear.com>

Email search by domain

<http://emailbydomain.com>

Auto manuals search

<http://auto.somanuals.com>

TV manuals search

<http://tv.somanuals.com>