



# 112PS™

Compact Two-Way  
Processor Capable  
Sound Reinforcement System

## SPECIFICATIONS:

112PS™

### Enclosure:

Processed by PCS, DSC 12, DSC 23

(Unprocessed, using integral passive crossover)

### Frequency Response, 1 Meter on Axis, Swept Sine Averaged Across Operating Bandwidth in Anechoic Environment:

60 Hz to 20 kHz, Processed  
(80 Hz-15 kHz, Unprocessed\*)

### Low Frequency Limit (-3 dB point):

60 Hz, Processed  
(80 Hz, Unprocessed\*)

### Useable Low Frequency Limit (-10 dB point):

50 Hz, Processed  
(55 Hz, Unprocessed\*)

### Power Handling:

(125 watts continuous (31.6 volts RMS)  
250 watts program)

### Sound Pressure Level 1 Watt at 1 Meter Swept Sine Input in Anechoic Environment:

99 dB†, Processed  
(97 dB, Unprocessed\*)  
†Due to processor EQ.

### Maximum Sound Pressure Level:

118 dB, Processed  
(116 dB, Unprocessed\*)

### Radiation Angle Measured at -6 dB Point of Polar Response, Swept Sine Input:

#### Horizontal Plane:

(250-500 Hz  
145° +/- 40°

500-10,000 Hz  
90° +/- 15°

10,000-16,000 Hz  
95° +/- 5°

#### Vertical Plane:

(250-500 Hz  
165° +/- 50°

500-10,000 Hz  
90° +/- 15°

10,000-16,000 Hz  
70° +/- 5°

### Directivity Factor $R_Q$ (Q) 500 Hz —16,000 Hz Median:

(6.2 (+1.8, 1.8 dB)

### Transducer Complement:

(One heavy duty 12 inch woofer and one 22A™ compression driver on a CH™-3 constant directivity horn

### Box Tuning Frequency ( $F_{Box}$ ):

44 Hz

### Crossover Frequency:

Processed same as Unprocessed\*  
1200 Hz

### Crossover Type:

Active Processor Controlled, Processed  
(Passive, Unprocessed\*)

### Crossover Slope:

18 dB/octave high & low pass, Processed)  
(12 dB/octave low pass,  
18 dB/octave high pass, Unprocessed\*)

### Impedance (Nominal):

8 ohms

### Impedance (Minimum):

7.1 ohms

### Input Connections:

(Two parallel ¼" female connectors in parallel, one each ¼" female connector biamp, high and low

### Enclosure Materials and Finish:

(High density, 7 ply, ¼" female connectors in parallel, one each ¼" female connector biamp, high and low

### Mounting:

Integral stand mount adaptor

### Dimensions:

21½" (54.6 cm) H × 16½" (41.0 cm) W × 11" (28.0 cm) D

### Net Weight:

46 lbs. (21.0 Kg)

\*Unprocessed using integral passive crossover

**DESCRIPTION:**

The 112PS™ is a two-way enclosure designed to work with the Dynamic System Controller™ Series 23 (or the PCS™ Processor) to provide extended response at both ends of the frequency spectrum.

The enclosure is constructed of ¾", 7 ply, high-density plywood, and covered with a durable wear-resistant carpet capped with black steel corners. An integral stand mount adaptor, a strap handle, and a black opaque grille for the woofer round-out this compact package.

The two-way system is comprised of one heavy-duty 12" woofer and a 22A™ compression driver mounted on a CH™-3 constant directivity horn. A high level passive crossover is built-in for full-range use, while biamp connections provide for use with the Dynamic System Controller. When used with a processor, the input frequency spectrum is dynamically controlled to provide extended low and high frequency response while protecting the drivers from damage at the same time. Processors that can be used with the 112PS include the PCS Processor, the Dynamic System Controller Series 23 and the Dynamic System Controller™ Series 12.

**FREQUENCY RESPONSE**

The frequency response of the 112 PS™ is measured in an anechoic environment at a distance of 1 meter while using a 2.82 volt logarithmically swept sine input. This measurement is useful in determining the accuracy in which the enclosure reproduces the input signal. The combination of a heavy-duty 12" speaker and the 22A™ compression driver on the CH™-3 horn results in a flat desirable response as shown in Figure 1.

**DIRECTIVITY**

Beamwidth and directivity factors are derived from the -6 dB points from the polar plots (see Figure 3) which are measured in a whole space anechoic environment. These are specifications which provide a reference to the coverage characteristics of the enclosure. These parameters provide insight for proper enclosure placement and installation in the chosen environment. The blending of the

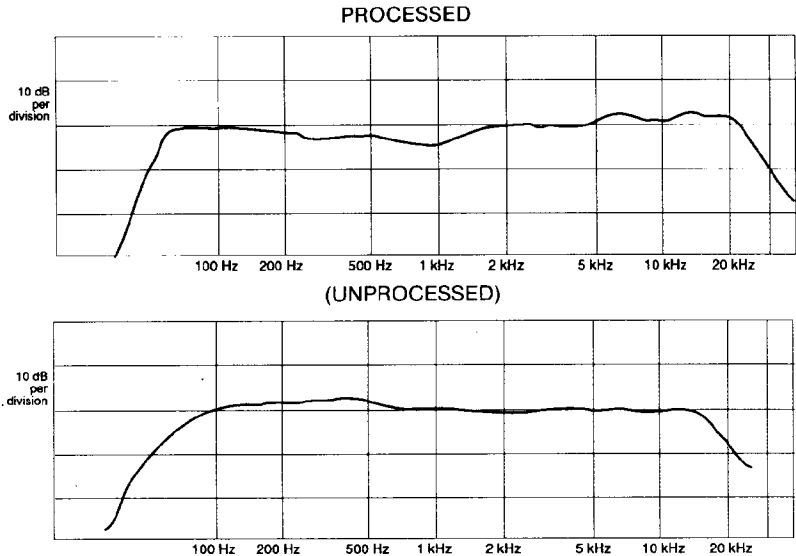


Figure 1. FREQUENCY RESPONSE

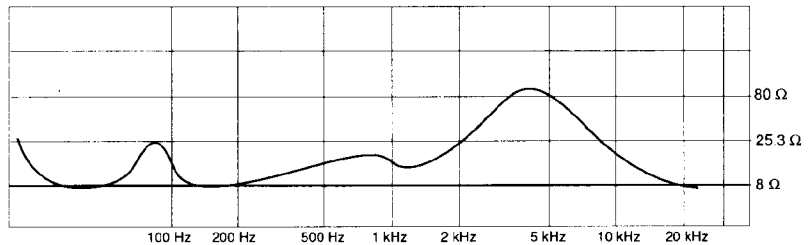


Figure 2. IMPEDANCE

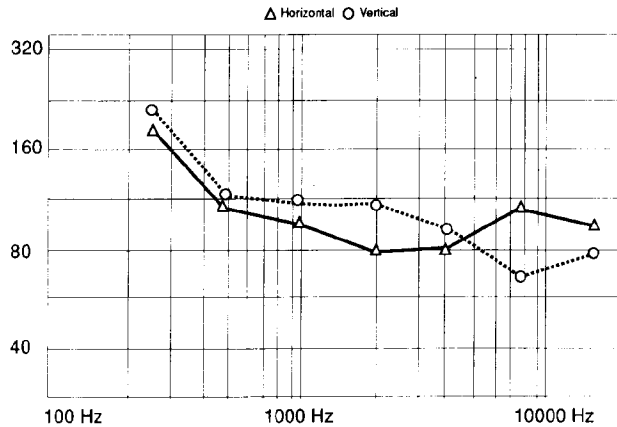


Figure 4. BEAMWIDTH VS. FREQUENCY

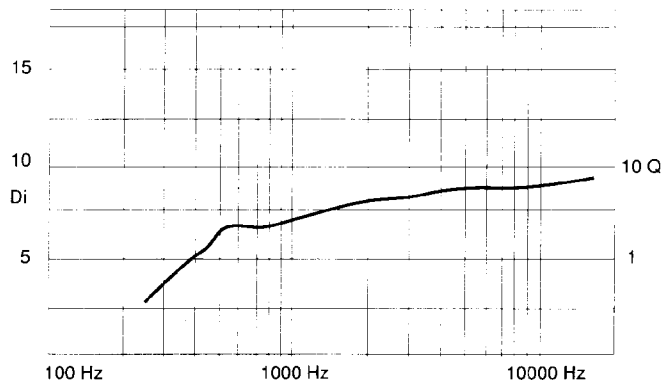
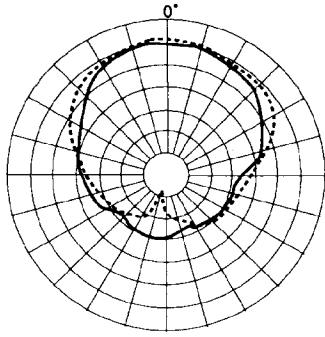


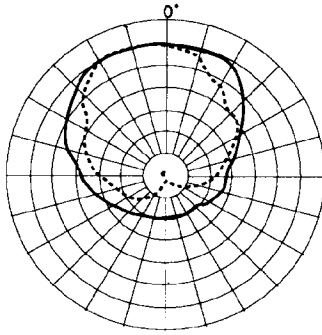
Figure 5. DIRECTIVITY

5 dB per Division

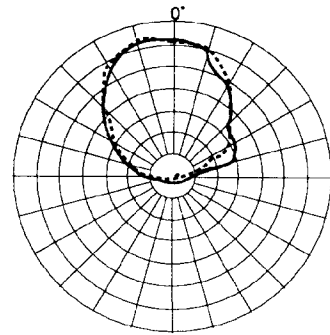
### HORIZONTAL



— 500 Hz  
 ..... 1 kHz



— 2 kHz  
 ..... 4 kHz



— 8 kHz  
 ..... 16 kHz

5 dB per Division

### VERTICAL

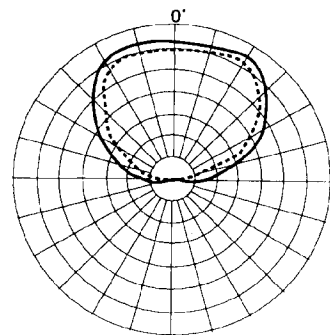
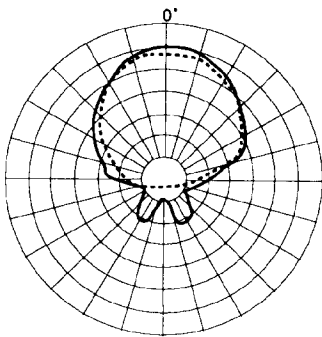
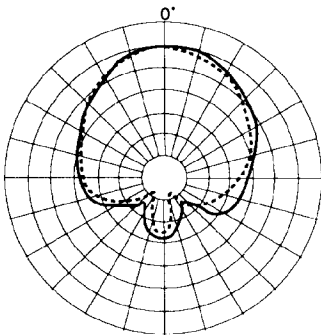


Figure 3. POLAR PATTERNS

**112 PS™**  
**Precision Transducer**

A PRODUCT OF PEAVEY ELECTRONICS CORP.  
 MERIDIAN, MS MADE IN U.S.A.

---

**MAX POWER:** 250W RMS (PROGRAM)  
 125W RMS (54.8V RMS Cont.)

**CROSSOVER:** 1200 Hz

**IMPEDANCE:** 8 OHMS

**CAUTION**  
 THIS SPEAKER SYSTEM CAN PERMANENTLY DAMAGE HEARING!  
 USE EXTREME CARE SETTING MAXIMUM LOUDNESS!

**NORMAL**

**FULL RANGE**

**BI-AMP**

**HI      LOW**

REAR PANEL DETAIL



This photo shows the bottom of the 112PS™, including stand mount adaptor and dual low frequency vents.

components exhibit a desirable beamwidth and directivity factor (Figures 4 and 5) suitable for all high level sound reinforcement applications.

#### **POWER HANDLING**

There are many different approaches to power handling ratings, the most common being EIA Standard RS-426A. The derived shape of this test spectrum was an attempt to simulate the spectral content of contemporary music. Although it does resemble contemporary music, EIA-RS-426A does not contain the same levels of very low frequency material found in live music situations. Very high levels of low frequency material produce distortion and, ultimately, device failure. The presence of the low frequency material will, therefore, yield lower device ratings than produced by EIA Standard RS-426A.

Although the device ratings are lower than those produced by the EIA test spectrum, they are far more reliable and will have a direct correlation to real world situations.

#### **ARCHITECTURAL AND ENGINEERING SPECIFICATIONS**

The loudspeaker system shall have an operating Bandwidth of 80 Hz to 15 kHz (60 Hz to 20 kHz processed). The output level shall be 97 dB (99 dB processed) when measured at a distance of one meter with an input of one watt. The nominal impedance shall be 8 ohms. The continuous power handling shall be 125 watts, maximum program power of 250 watts, with a minimum amplifier headroom of 3 dB. The nominal radiation geometry shall be 90° degrees in the horizontal plane and 45° in the vertical plane. The outside dimensions shall be 16½ inches wide by 21½ inches high by 11 inches deep. The weight shall be 46 lbs. The loudspeaker system shall be a Peavey Model 112PS™.

#### **ONE YEAR LIMITED WARRANTY --**

Note: For details, refer to the warranty statement. Copies of this statement may be obtained by contacting Peavey Electronics Corporation, P. O. Box 2898, Meridian, Mississippi 39302-2898.



**Features and specifications subject to change without notice.**

**PEAVEY ELECTRONICS CORPORATION / 711 A Street / Meridian, MS 39302-2898 / U.S.A. / Telephone: (601) 483-5365 / Telex: 504115 / Fax: 484-4278**

©1989

#80300995 5/89

Printed in U.S.A.

## Free Manuals Download Website

<http://myh66.com>

<http://usermanuals.us>

<http://www.somanuals.com>

<http://www.4manuals.cc>

<http://www.manual-lib.com>

<http://www.404manual.com>

<http://www.luxmanual.com>

<http://aubethermostatmanual.com>

Golf course search by state

<http://golfingnear.com>

Email search by domain

<http://emailbydomain.com>

Auto manuals search

<http://auto.somanuals.com>

TV manuals search

<http://tv.somanuals.com>