

# PYLE®

PLVS7TN  
PLVS7BK  
PLVS7GR

## User's Manual



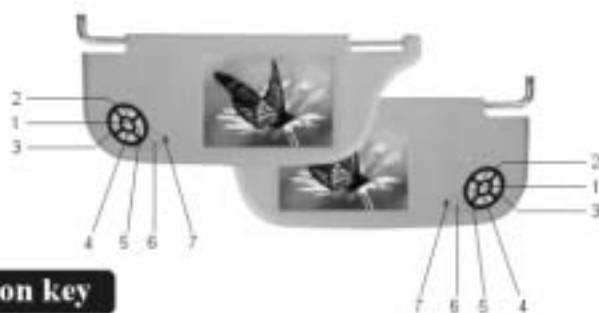
Before operating the Monitor, please read this manual thoroughly and retain it for future reference.

# PYLE®

PLVS7TN  
PLVS7BK  
PLVS7GR

## 7" TFT LCD SUN VISOR MONITOR

### Monitor


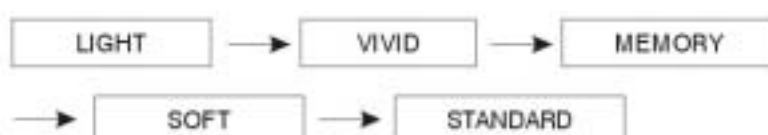


### Function key

1. Menu (brightness, color, contrast, tint) Button
2. Increase Button
3. Mode Select
4. Decrease Button
5. Picture Invert (Left/right)
6. Power on/off
7. Remote Control

### Operating instructions

- (1) Press MENU button to select brightness, contrast and tint control, Press "+" or "-" to adjust selected option,
- (2) Press P.P to select the image you want from five styles of preset Choices:



### Connections

Note: this scheme is only used to VCD/DVD



Scheme 2

## Free Manuals Download Website

<http://myh66.com>

<http://usermanuals.us>

<http://www.somanuals.com>

<http://www.4manuals.cc>

<http://www.manual-lib.com>

<http://www.404manual.com>

<http://www.luxmanual.com>

<http://aubethermostatmanual.com>

Golf course search by state

<http://golfingnear.com>

Email search by domain

<http://emailbydomain.com>

Auto manuals search

<http://auto.somanuals.com>

TV manuals search

<http://tv.somanuals.com>