

Attentions:

1. When connect the electric power wires, you should make clear about the positive and negative electrode (the red one is positive and the black is negative). If you wrongly connected the fuse in the filter box will be broken protectively. Please replace the fuse in same parameter.
2. Because the LCD screen is the main component It should be paid attention to be damp-proof.
3. The device must be installed firmly to prevent falling of device that will possibly cause injury and device-broken.
4. The connecting-point of direct current (12V) should connect on the Main line of storage battery as possible as it can , for keeping this device in normal operation and be away from the large voltage drop influence.
5. There is high voltage cluster in this machine, if you are the professional person, should never to take part the machine if malfunction and contact the dealer in time.

Accessories

- | | |
|---------------------|------------------------|
| 1 x bracket | 1 x headrest shroud |
| 1 x remote control | 1 x instruction manual |
| 2 x connection wire | |

PYLE[®] view

Instruction Manual

PLHR77




**7" Widescreen TFT/LCD Video Monitor
w/Headrest Shroud and Stand**

[HTTP://WWW.PYLEAUDIO.COM](http://www.pyleaudio.com)

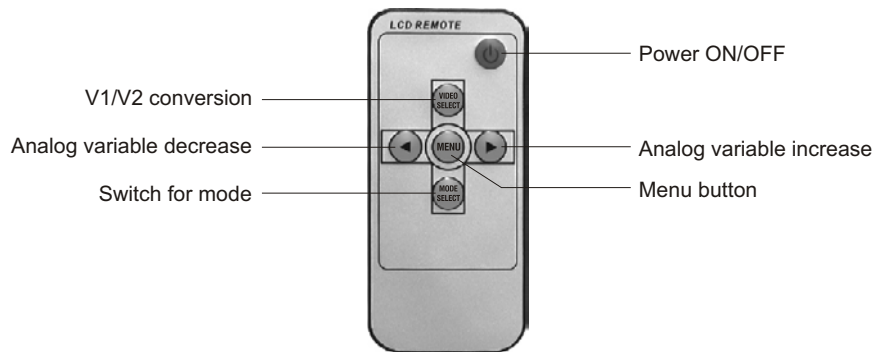
Thank you for purchasing the TFT LCD color monitor. To enjoy the features of this device and to ensure years of trouble-free operation, please read this manual carefully and follow the instructions.

Front Panel



- | | |
|------------------|---------------------------------|
| 1. AV input | 6. Activation of menu indicator |
| 2. Earphone jack | 7. Negative adjustment |
| 3. Pilot lamp | 8. Positive adjustment |
| 4. V1/V2 switch | 9. Power ON/OFF |
| 5. Mode | 10. Remote sensor |

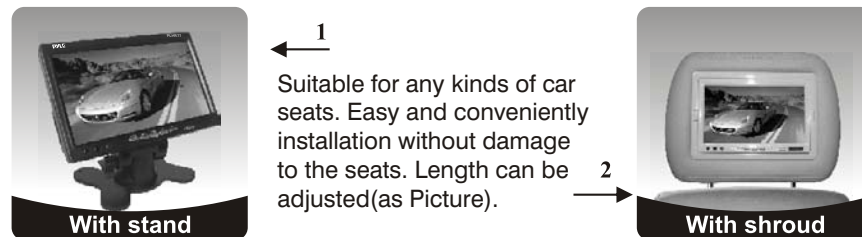
Remote control



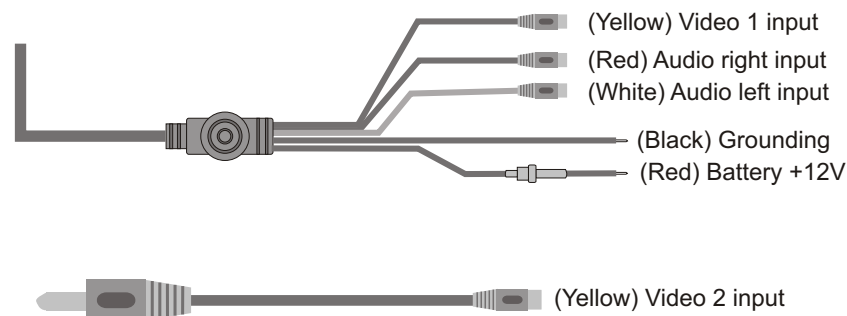
Specification

Screen Size:	7 inch
Resolution:	480xRGBx234
System:	NTSC/PAL
Power source:	DC 12V
Power consumption:	<9W
Video Input:	Composition video signal
Operating Temperature:	0°C ~ 60°C
Storage Temperature:	-20°C ~ 80°C

Headrest bracket



Installation Diagram



Free Manuals Download Website

<http://myh66.com>

<http://usermanuals.us>

<http://www.somanuals.com>

<http://www.4manuals.cc>

<http://www.manual-lib.com>

<http://www.404manual.com>

<http://www.luxmanual.com>

<http://aubethermostatmanual.com>

Golf course search by state

<http://golfingnear.com>

Email search by domain

<http://emailbydomain.com>

Auto manuals search

<http://auto.somanuals.com>

TV manuals search

<http://tv.somanuals.com>