

Pfaff creative 2134

All features at a glance!

Fascinating embroidery

Endless source of embroideries!

With the creative 2134 you get a creative smart card with many beautiful embroidery designs and alphabets. There are also many optional Embroidery Collections available at your Pfaff dealer. And we offer both free designs for downloading and our online creative webshop at www.pfaff.com.

All Internet designs can be downloaded and transferred to a personal creative smart card with the smart card station II (optional accessories).

Embroidery designs from Pfaff – a never-ending source of ideas!

Get started right away!

When you purchase your Pfaff creative 2134, you get a 225 x 140 mm (9" x 6") embroidery hoop and a quick embroidery packet that contains fabric, stabilizer and thread. Everything you need to start embroidering!

Easy positioning!

For perfect positioning, you can move your design in four directions and rotate it in 90 degree steps.

To check the exact position of the embroidery on the fabric in the hoop, just push the "Orbiting" button – this is extremely helpful when you are positioning several designs right next to each other. Designs can also be mirrored for more variety.

Your Pfaff creative 2134 always recommends which hoop to use for each embroidery.

No fabric slippage during embroidery!

Use the Basting function to prevent knit fabrics from stretching and to fasten fabrics that you don't want to hoop. It can also be used to secure fabric pieces to hooped stabilizers or fabric.

The **Cut position** moves the hoop forward to give you easy access to the hooped fabric.

Move through the entire design, stitch by stitch

No matter where you are in the embroidery, you can move forward or backward, stitch by stitch or color by color, to embroider only part of your design.

Many colors or just one?

The decision is yours! Just one touch and your Pfaff creative 2134 will embroider any design in a single color. And no need to stop for thread changes!

Slow down!

You can slow the stitching speed when embroidering with speciality threads by pressing the "Sew slow" button.

Thread sensors will let you know when the needle and bobbin threads are running low.

And after embroidering...

just push "Park position" to easily store the embroidery unit.

Optional embroidery accessories expand your creative possibilities!

You'll find more information at your Pfaff dealer, in the Pfaff Accessory Catalogue, and at www.pfaff.com

Professional sewing

German Engineering! Innovative design!

The ORIGINAL IDT™ – only from Pfaff for over 35 years!

The ultimate in piecing perfection! Absolutely even fabric feed from both the top and the bottom.

The right stitch for every fabric!

100 stitches, including 9 mm wide stitches, decorative and utility stitches, cross stitches and hem stitches plus an alphabet with 50 letters, numbers and symbols.

Accessible stitch selection and information!

All the information for each stitch appears in the illuminated window. Recommended settings for each stitch, like length and width, are already set and can be adjusted if needed. Stitches can easily be selected with the **Direct Selection buttons**.

Programmable with five memories!

Stitches are programmable in five memories to save individual patterns and stitch sequences.

Only from Pfaff: Sensormatic buttonhole!

Sew professional buttonholes on every fabric.

Ideal for free motion embroidery, quilting or darning

– the feed dogs can be easily lowered from the front of your Pfaff creative 2134. Use the special free-motion sewing position for the presser foot to get the highest clearance for your free-motion quilting and stippling.

Sewing functions at the touch of a button!

"Tie-off" function – for automatic tie off at the beginning and/or end of a seam.

"Needle Up-Down" function – leaves the needle in the fabric while turning.

"Sew slow" function – reduces speed when the sewing gets difficult.

"Mirroring" function – mirrors your design.

"Permanent reverse" function – at the touch of a button! Leave your hands free to guide your project!

Sewing on buttons? No problem – with the button sewing function!

Extra strong motor. Consistently strong needle piercing power when sewing slowly or when sewing several layers. Several layers of denim can easily be sewn together!

Only from Pfaff! **The ergonomic work area!** Lots of work space and an optimal view of your sewing project.

Many needle positions!

For precise topstitching, without having to move the fabric. Perfect for sewing zippers in place.

Bobbin winding is easier than ever! You can wind the bobbin directly through the needle. Bobbin winding stops automatically as soon as the bobbin is full.

Circular pieces, such as sleeves or trousers, are easy to sew, thanks to the slender free arm.

Practical thread cutters!

No more searching for the scissors!

Using a twin needle?

The window always shows when a twin needle can be used for a stitch. When sewing with two threads, use the included extra spool pin.

Start sewing right away!

The most important sewing accessories are included with the machine: standard presser foot, decorative stitch foot, blind stitch foot, hemmer, edge guide, buttonhole foot, bobbins, and more. And all accessories have their own individual compartments in the large swing-out accessory tray.

"Snap on" – the quick change system for presser feet and needle plates. Just snap them on and off.

The stitch package at a glance!

Utility Stitches	Description	Stitch uses
	Straight stitch	For seaming and topstitching. Many needle positions available for edge stitching or sewing in zippers.
	Stretch triple straight stitch	For reinforced seams like those on trousers and underarm seams, or for decorative topstitching. With many needle positions.
	Zigzag stitch	For finishing seams on fabric applique and inserting lace.
	Three-step zigzag stitch	Strong stitch for seam finishes, sewing elastic, darning tears, and patches.
	Blind hem stitch	For securing hems invisibly on woven fabrics.
	Elastic blind stitch	For securing hems invisibly and finishing the edge on stretch fabrics.
	Closed overlock stitch	For joining and overcasting stretch fabrics in one operation. The closed seam prevents fabric edges from fraying.
	Bridging stitch	For bridging, decorative hemstitching and crazy quilting.
	Linen buttonhole	Buttonhole for blouses, shirts and linen.
	Button sewing program	For applying two-hole or four-hole buttons.
	Honeycomb stitch	Elastic, decorative stitch for ornamental hem finishing on stretch fabric, for decorative elastic application and sewing with elastic thread in the bobbin.
	Foundation elastic stitch	For joining overlapped seams on bulky fabrics such as leathers and terry cloth.
	Cross hem stitch	Provides a highly elastic decorative seam for hems on sportswear and casual wear.
	Stretch triple zigzag stitch	Elastic stitch for decorative hems and topstitching.
	Basting stitch	For basting project pieces together. With many needle positions.
	Lightning stretch stitch	For joining lightweight stretch fabrics and decorative embellishment.
	Closed overlock stitch	For joining and overcasting stretch fabrics in one operation. The closed seam prevents fabric edges from fraying.
	Zigzag stitch, right or left needle position	For applique, couching over cords and creating eyelets.
	Stretch knit overlock stitch	Join and overcast open knit fabrics and jersey.
	Overlock stitch	For joining and overcasting stretch fabrics in one operation.
	Stretch buttonhole	Buttonhole for stretch fabrics.
	Rounded buttonhole with lengthwise tack	Buttonholes for shirts, jackets and trousers.
	Professional eyelet buttonhole	Professional tailor's buttonhole, for denim jackets and trousers. Or as a decorative effect for kitchen or shower curtains.
	Eyelet	Create eyelets for garment and home textiles. Also great for decorating nostalgia projects.
	Bar tack	For applying belt loops and reinforcing pockets.
	Programmable darning stitch	Program the length for darning and repeat it for large repairs.

Art stitches

For embellishing sewing projects. Decorative joining of overlapped seams.



Ornamental stitches

Decorative stitches for embellishing craft, garment and home decorating projects.




Quilt stitches

For topstitching quilt projects with a hand-look stitch.



Cross stitches

For embellishing table linens, crafts or garments.



Hem stitches

For ornamental hem stitching. Can be used with a wing needle.



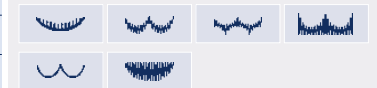
Antique Hand Embroidery stitches

Decorative stitches that sew the same area several times, creating a hand-stitched embroidered look. Use anywhere you want a unique accent. For garments, home textiles, crafts.



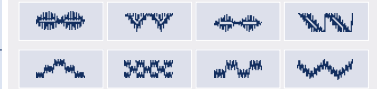
Scallop stitches

Dense decorative stitches. Use with speciality threads for beautiful designs.



Satin stitches

Dense decorative stitches. Use with speciality threads for beautiful designs.



Leaves and Flowers stitches

Dense decorative stitches. Use with speciality threads for beautiful motifs.



Alphabet Block

Decorative, block alphabet to create labels, write names or embellishing any sewing project.



Free Manuals Download Website

<http://myh66.com>

<http://usermanuals.us>

<http://www.somanuals.com>

<http://www.4manuals.cc>

<http://www.manual-lib.com>

<http://www.404manual.com>

<http://www.luxmanual.com>

<http://aubethermostatmanual.com>

Golf course search by state

<http://golfingnear.com>

Email search by domain

<http://emailbydomain.com>

Auto manuals search

<http://auto.somanuals.com>

TV manuals search

<http://tv.somanuals.com>