
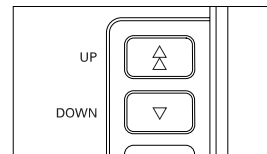



## QUICK START

### SETTING THE CLOCK & ALARM TIMES

1. Adjust control to **SET TIME, SET AL 1** or **SET AL 2** position.
2. Press ▲ or ▼ until the desired time appears.
3. Adjust control to **CLOCK** position.




## TROUBLESHOOTING

### Radio will not switch off / SLEEP time over but radio does not switch off

- Press **SLEEP OFF / REPEAT ALARM**. Wait 1 second. If the radio still won't switch off, press **RADIO ON / OFF**.

### SLEEP does not function

- *Radio already in the ON position.* — Switch off the radio first, before setting **SLEEP**



## Free Manuals Download Website

<http://myh66.com>

<http://usermanuals.us>

<http://www.somanuals.com>

<http://www.4manuals.cc>

<http://www.manual-lib.com>

<http://www.404manual.com>

<http://www.luxmanual.com>

<http://aubethermostatmanual.com>

Golf course search by state

<http://golfingnear.com>

Email search by domain

<http://emailbydomain.com>

Auto manuals search

<http://auto.somanuals.com>

TV manuals search

<http://tv.somanuals.com>