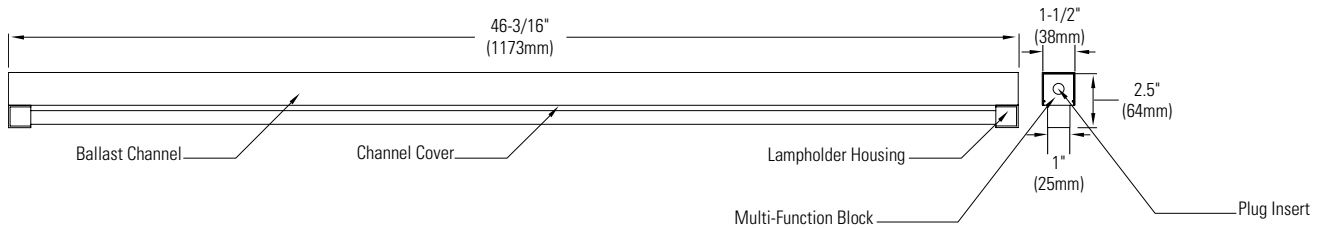


## Dimensions



## Ordering guide (complete luminaire consist of unit & power feed)

Unit/Louver Cat. No.	Lamp (linear)	Volts	Ballast Type	Finish
<input type="checkbox"/> SL111A128PIU	1 -28W T 5	120/277V	Programmed Rapid Start	Brushed and Anodized Aluminum
<input type="checkbox"/> SL111A128PIH		347V		
<input type="checkbox"/> SL111A154PIU	1-54W T5 HO	120/277V		
<input type="checkbox"/> SL111A154PIH		347V		
<input type="checkbox"/> SL111A154MZ1		120V	Dimming Mark 10	
<input type="checkbox"/> SL111A154MZ2		277V		
<input type="checkbox"/> SL111A154PCU		120/277V	Dimming PowerSpec HDF	

## Features

**Flush Unit:** 2-1/2" (64mm) overall height, meets ADA requirements.

**Ballast Channel:** 0.05" (1.3mm) min. thick, 1-1/2" x 1-1/2" (38mm x 38mm) brushed and anodized extruded aluminum ballast channel. Provided with knock-outs and threaded holes to accept all mounting accessories.

**Channel Cover:** 0.04" (1mm) thick brushed and anodized aluminum ballast cover. Press-fit installation. No visible hardware.

**Multi-Function Block (2):** Solid brushed and anodized aluminum finish. Retains lampholder housing to the ballast channel. Also functions as a wireway for continuous rows and patterns.

**Lampholder Housing (2):** 0.08" (2mm) min. thick, 1" (25mm) square brushed and anodized aluminum with turret style locking socket.

**Plug Insert (2):** 0.56" (14mm) dia. 0.31" (8mm) min. deep Solid brushed and anodized aluminum finish. Hide the holes at each end of ballast channel when luminaire is not row mounted.

## Options and Accessories

**Emergency Lighting:** Electronic Bodine slim profile battery pack The emergency ballast senses the power failure and immediately switches to emergency mode by illuminating the lamp at a reduced lumen output for a minimum of 90 mins. The battery fully recharges within 24 hours. Add suffix **(EM)** to the catalogue numbers.

**DALI Interface:** Digital Addressable Lighting Interface available upon request for individual luminaires. Ballast 120 volts or 277 volts only. Consult your Lightolier representative.

## Markings

cULus Listed. Suitable for damp locations.

## Mounting

**Direct Mount:** Square canopies or invisible feed suitable for plaster ceiling, exposed ceiling or suspended ceilings mounts.

**Suspended Mount:** Single stem or aircraft cable with round canopy suitable for mounting on a standard outlet box for plaster ceiling, exposed installation or suspended ceilings mounts. Stem and cable mounts can both be used on the same luminaire.

**Patterns:** Suitable for different patterns in continuous row mounting.

**Wall Mount:** Can be wall mounted vertically or horizontally.

## Electrical

**Ballast:** Electronic slim profile 1 lamp 28W T5 or 54W T5HO linear ballast.

**U:** Universal voltage ballast automatically detects 120V to 277V, 50 or 60Hz operations.

**1:** 120V ballast only.

**2:** 277V ballast only.

**H:** 347V ballast only.

**Lampholder:** G5 plug-in base, miniature Bi-pin.

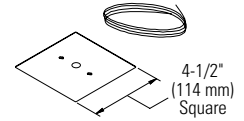
## Finish

Natural brushed and anodized aluminum. All painted parts are powder coat paint process.

Job Information	Type:
<b>Job Name:</b>	
<b>Cat. No.:</b>	
<b>Lamp(s):</b>	
<b>Notes:</b>	

## Accessories/Options

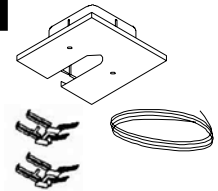
Cat. No.	Finish	Feed Canopy Kit
<input type="checkbox"/> SLO03JLG	Textured Light Grey	Mounts to end or middle of the channel for power feed from 3" (76mm) or 4" (102mm) octagonal outlet box. Kit includes one 0.05" (1.3mm) thick, 4-1/2" (114mm) grounded square steel plate. Comes with 4 wires 18 AWG, 10 Amps max.
<input type="checkbox"/> SLO03JWH	White	



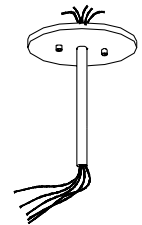
Cat. No.	Finish	Invisible Feed Kit
<input type="checkbox"/> SLO03K	Corrosion Protected	Accepts conduit or cable with 3/8" (10mm) or 1/2" (13mm) electrical connector (by others). Kit includes one 0.06" (1.5mm) thick wall by 1/2" (13mm) dia. seamless steel stem and, one 0.09" (2.3mm) thick by 5/8" (16mm) by 15/16" (24mm) dia. aluminum connector. (20 Amps max.)



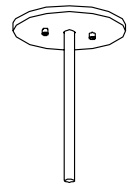
Cat. No.	Finish	Grid Ceiling Feed Kit
<input type="checkbox"/> SLO03LLG	Textured Light Grey	Mounts along runner or at the intersection of runners. Kit includes one 2-1/8" (54mm) deep by 4" (102mm) grounded octagonal outlet box, one 0.05" (1.3mm) thick universal crossbar, one 4-1/2" (114mm) white plastic square, and two t-bar clips 5/32" (4mm) thick spacer, one 0.04" (1 mm) thick aluminum canopy and two t-bar wrap around clips. Comes with 4 wires 18 AWG, 10 Amps max.
<input type="checkbox"/> SLO03LWH	White	



Cat. No.	Finish	Power Feed Stem Kit
<input type="checkbox"/> SLO03M18LG	18" Textured Light Grey	Mounts to a 3" (76mm) or 4" (102mm) octagonal outlet box. Kit includes one 0.024" (0.6mm) thick, 5" (127mm) round steel canopy, and one 0.06" (1.5mm) thick, 1/2" (13mm) dia. seamless steel stem, available in 4 different lengths and two decorative cylinder head screws. Complete installation of Power Feed Stem Kit. Field cuttable, re-thread stem 1/4-18 NPS. Comes with 5 pre-assembled wires. 10 Amps max.
<input type="checkbox"/> SLO03M36LG	36" Textured Light Grey	
<input type="checkbox"/> SLO03M48LG	48" Textured Light Grey	
<input type="checkbox"/> SLO03M72LG	72" Textured Light Grey	
<input type="checkbox"/> SLO03M18WH	18" White	
<input type="checkbox"/> SLO03M36WH	36" White	
<input type="checkbox"/> SLO03M48WH	48" White	
<input type="checkbox"/> SLO03M72WH	72" White	



Cat. No.	Finish	Stem Mounting Kit (non-electrical)
<input type="checkbox"/> SLO04M18LG	18" Textured Light Grey	Mounts to a 3" (76mm) or 4" (102mm) octagonal outlet box. Kit includes one 0.024" (0.6mm) thick, 5" (127mm) round steel canopy, and one 0.06" (1.5mm) thick, 1/2" (13mm) dia. seamless steel stem, available in 4 different lengths and two decorative cylinder head screws. Complete installation of Power Feed Stem Kit. Field cuttable, re-thread stem 1/4-18 NPS.
<input type="checkbox"/> SLO04M36LG	36" Textured Light Grey	
<input type="checkbox"/> SLO04M48LG	48" Textured Light Grey	
<input type="checkbox"/> SLO04M72LG	72" Textured Light Grey	
<input type="checkbox"/> SLO04M18WH	18" White	
<input type="checkbox"/> SLO04M36WH	36" White	
<input type="checkbox"/> SLO04M48WH	48" White	
<input type="checkbox"/> SLO04M72WH	72" White	

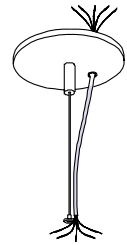


<b>Job Information</b>	<b>Type:</b>
------------------------	--------------

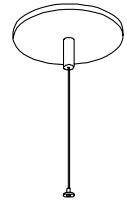
**Lightolier** [www.lightolier.com](http://www.lightolier.com)  
 631 Airport Road, Fall River, MA 02720 • (508) 679-8131 • Fax (508) 674-4710  
 We reserve the right to change details of design, materials and finish.  
 © 2008 Philips Group • **SL111A1.pdf**

**Canlyte** [www.canlyte.com](http://www.canlyte.com)  
 3015 Louis-Amos, Lachine, Québec H8T 1C4 • (514) 636-0670 • (514) 636-0460

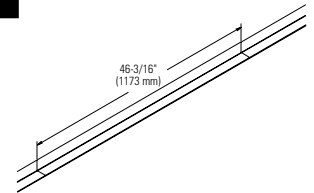
Cat. No.	Finish	Power Feed Cable Kit
<input type="checkbox"/> SL003NLG	Textured Light Grey	Mounts to a 3" (76mm) or 4" (102mm) octagonal outlet box. Kit includes one 0.024" (0.6mm) thick, 5" (127mm) round steel canopy, one 0.05" (1.3mm) thick grounded crossbar threaded stud, one 0.046" (1.2mm), 96" (2438mm) long aircraft galvanized cable with zinc plated hanger adjusting glider hardware, two white plastic cable stay and one 18 AWG (AWM), 10 feet (3048mm) long white cord, 10 Amps max.
<input type="checkbox"/> SL003NWH	White	



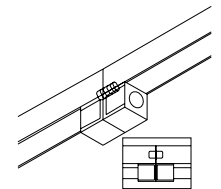
Cat. No.	Finish	Cable Mounting Kit (non-electrical)
<input type="checkbox"/> SL004NLG	Textured Light Grey	Mounts to a 3" (76mm) or 4" (102mm) octagonal outlet box. Kit includes one 0.024" (0.6mm) thick, 5" (127mm) round steel canopy, one 0.05" (1.3mm) thick grounded crossbar, threaded stud, one 0.046" (1.2mm), 96" (2438mm) long galvanized aircraft galvanized cable with zinc plated hanger and adjusting glider hardware. Can be used with either Cable or Stem Power Feed Kit.
<input type="checkbox"/> SL004NWH	White	



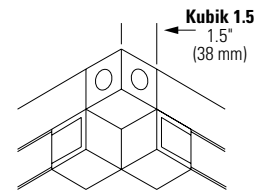
Cat. No.	Finish	Extension Blank (4')
<input type="checkbox"/> SL003P4	Brushed Aluminum	Permits power feed between two 1.5" x 1.5" (38mm x 38mm) brushed and anodized units in a straight run with supplied extra wires 18 AWG, 10 Amps max, and wire connectors to energize them. Includes one 46-3/16" (1173mm) long extruded aluminum channel and cover, two solid aluminum multi-function blocks as a wireway, plug inserts and wire connectors.



Cat. No.	Finish	Invisible Coupler
<input type="checkbox"/> SL003Q	Zinc plated	Invisible coupler for joining two Kubik 1.5 units together mechanically or/and electrically. Recommended for direct surface mounting. Comes with 4 wires 18 AWG, 10 Amps max.



Cat. No.	Finish	5 Face Connector
<input type="checkbox"/> SL003R	Brushed Aluminum	Kubik 1.5 units coupled with exclusive solid brushed and anodized aluminum 5-face connectors and power feed can satisfy virtually any layout requirement. The connector permits you to create square, rectangular, continuous rows, L, T, X configurations. Includes four threaded couples, plug insert (3), four wires 18 AWG and wire connectors, 10 Amps max.



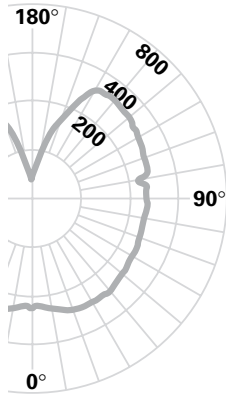
**Job Information** **Type:**

**Lightolier**  
 631 Airport Road, Fall River, MA 02720 • (508) 679-8131 • Fax (508) 674-4710  
 We reserve the right to change details of design, materials and finish.  
 © 2008 Philips Group • SL111A1.pdf

**Canlyte**  
 3015 Louis-Amos, Lachine, Québec H8T 1C4 • (514) 636-0670 • (514) 636-0460

## Performance

### CANDLEPOWER CURVE



REPORT NO: C9932  
 CAT. NO: SL111A128PI  
 1 x 28W T5 at 2610 Lumens  
 Efficiency: 99.9 %  
 Candela at Nadir: 326cd

### CANDLEPOWER

ZONE DEG	CANDLEPOWER				
	ALONG	22.5	45	67.5	ACROSS
0	326	326	326	326	326
5	339	330	331	331	322
15	323	325	335	341	339
25	300	309	331	347	345
35	261	285	318	337	343
45	215	251	296	320	329
55	162	209	262	302	318
65	111	165	234	289	308
75	59	125	217	279	303
85	22	96	198	268	292
90	15	88	191	251	270
95	16	94	197	269	295
105	15	115	206	269	294
115	13	147	220	275	295
125	16	136	238	281	294
135	16	95	247	281	296
145	17	44	165	256	277
155	13	14	78	146	164
165	16	14	11	28	41
175	16	15	9	1	1
180	9	9	9	9	9

### COEFFICIENTS OF UTILIZATION

ZONAL CAVITY METHOD \* EFFECTIVE FLOOR CAVITY REFLECTANCE = .20

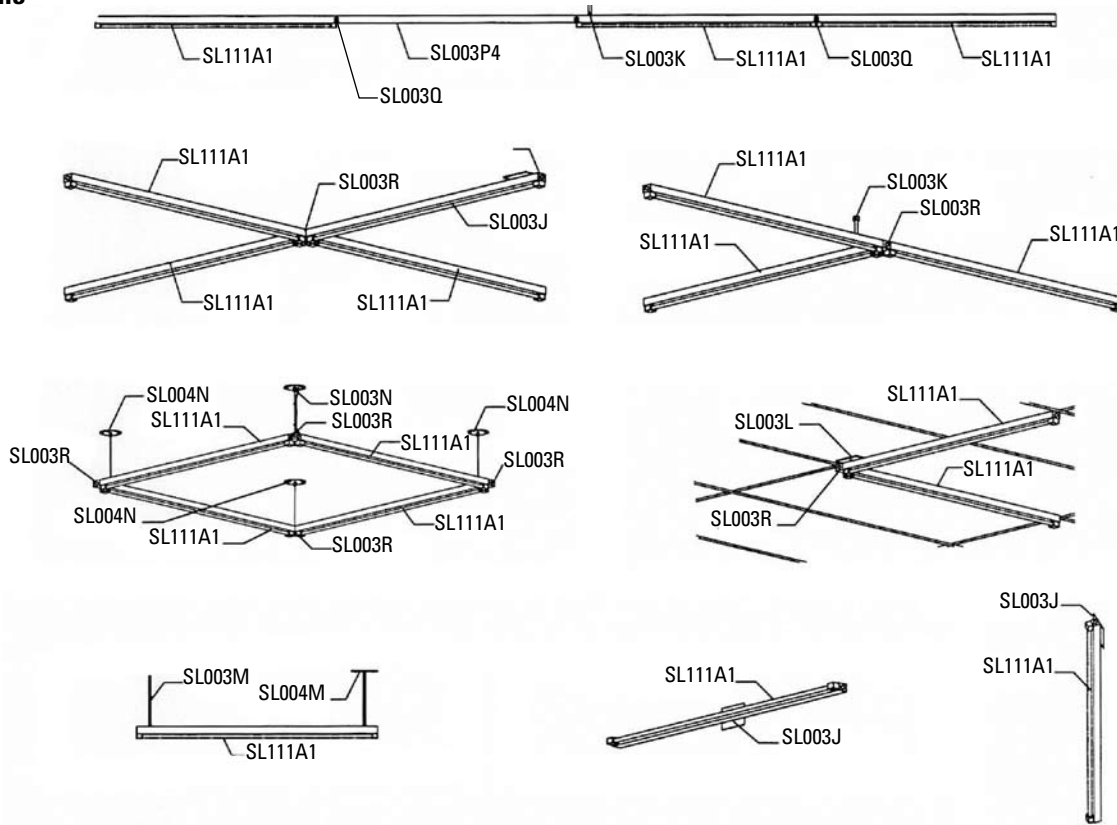
Room Cavity Ratio	Wall Reflectance										
	80			70			50				
	70	50	30	10	70	50	30	10	50	30	10
0	1.09	1.09	1.09	1.09	1.02	1.02	1.02	1.02	.88	.88	.88
1	.97	.91	.86	.82	.90	.85	.81	.76	.73	.70	.67
2	.87	.78	.71	.64	.81	.73	.66	.60	.62	.57	.53
3	.79	.68	.59	.53	.73	.63	.56	.50	.55	.49	.44
4	.72	.60	.51	.44	.66	.56	.48	.41	.48	.41	.36
5	.65	.52	.43	.36	.60	.49	.41	.34	.42	.35	.30
6	.60	.47	.38	.31	.55	.43	.35	.29	.37	.31	.26
7	.55	.42	.33	.27	.51	.39	.31	.25	.34	.27	.22
8	.51	.37	.29	.23	.47	.35	.27	.22	.30	.24	.19
9	.47	.34	.25	.20	.43	.31	.24	.19	.27	.21	.17
10	.43	.31	.23	.17	.40	.28	.21	.16	.25	.19	.15

DETERMINED IN ACCORDANCE WITH CURRENT IES PUBLISHED PROCEDURES  
 LUMINAIRE INPUT WATTS = 26.4

### DISTRIBUTION

ZONE	LUMENS	% LAMP	% LUMINAIRE
0-30	277	10.62	10.63
0-40	471	18.07	18.08
0-60	918	35.18	35.20
0-90	1548	59.33	59.36
40-90	1076	41.25	41.28
60-90	630	24.15	24.16
90-180	1060	40.62	40.64
0-180	2608	99.95	100.00

## Patterns



Job Information	Type:
-----------------	-------

**Lightolier** [www.lightolier.com](http://www.lightolier.com)  
 631 Airport Road, Fall River, MA 02720 • (508) 679-8131 • Fax (508) 674-4710  
 We reserve the right to change details of design, materials and finish.  
 © 2008 Philips Group • **SL111A1.pdf**

**Canlyte** [www.canlyte.com](http://www.canlyte.com)  
 3015 Louis-Amos, Lachine, Québec H8T 1C4 • (514) 636-0670 • (514) 636-0460

## Free Manuals Download Website

<http://myh66.com>

<http://usermanuals.us>

<http://www.somanuals.com>

<http://www.4manuals.cc>

<http://www.manual-lib.com>

<http://www.404manual.com>

<http://www.luxmanual.com>

<http://aubethermostatmanual.com>

Golf course search by state

<http://golfingnear.com>

Email search by domain

<http://emailbydomain.com>

Auto manuals search

<http://auto.somanuals.com>

TV manuals search

<http://tv.somanuals.com>