

## EN Need help?

Visit our Support Center website  
[www.philips.com/support](http://www.philips.com/support)

## DE Benötigen Sie Hilfe?

Besuchen Sie unser Support Center auf  
[www.philips.com/support](http://www.philips.com/support)

## FR Besoin d'aide ?

Visitez la page web de notre centre  
d'assistance à l'adresse  
[www.philips.com/support](http://www.philips.com/support)

## ES ¿Necesita ayuda?

Consulte nuestra página web de soporte  
técnico, [www.philips.com/support](http://www.philips.com/support)

## IT Per assistenza

Visitate il nostro centro supporto  
[www.philips.com/support](http://www.philips.com/support)

## NL Hulp nodig?

Ga naar ons Support Center op  
[www.philips.com/support](http://www.philips.com/support)

## PT Precisa de ajuda?

Consulte o nosso website de assistência  
Técnica em [www.philips.com/support](http://www.philips.com/support)

## Accessory

Philips media player typing set  
LFH2370



### Record, type, done

The Media player typing set is the perfect complement to the Compact Meeting Recorder. It includes all you need to efficiently write down your recordings. Control the playback of voice files in the media player simply with your thumbs.

- Keep your hands on the keyboard when typing
- Ergonomic set for convenient working including a USB hand control and lightweight stereo headphones



© 2009 Royal Philips Electronics.  
All rights reserved.

Specifications are subject to change without notice.  
Trademarks are the property of Royal Philips  
Electronics or their respective owners.

Document Version 1.0, 02/09/2009.  
5103 109 9729.1

For product information and support, visit  
[www.philips.com/support](http://www.philips.com/support)

## VOICE TRACER

Compact meeting recorder  
LFH0895



### EN Quick start guide

### DE Kurzanleitung

### FR Guide de démarrage rapide

### ES Guía de inicio rápido

### IT Guida rapida di introduzione

### NL Snelle startgids

### PT Guia de iniciação rápida

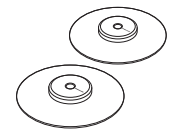
**PHILIPS**

## What's in the box

- Verpackungsinhalt
- Contenu de l'emballage
- Contenido del embalaje
- Contenuto della confezione
- Wat is meegeleverd
- Conteúdo da caixa



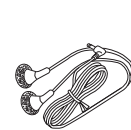
- Digital recorder
- Digitaler Recorder
- Enregistreur numérique
- Grabadora digital
- Registratore digitale
- Digitale recorder
- Gravador digital



- Meeting microphones
- Meeting-Mikrofone
- Microphones de réunion
- Micrófonos para reuniones
- Microfoni da riunione
- Vergadermicrofoons
- Microfones para reuniões



- Splitter cable
- Verteilerkabel
- Câble de répartition
- Cable separador
- Cavi di collegamento
- Splitterkabel
- Cabo divisor



- Stereo headphones
- Stereokopfhörer
- Casque stéréo
- Auriculares estéreo
- Cuffie stereo
- Stereohoofdtelefoon
- Auscultadores estéreo



- USB cable
- USB-Kabel
- Câble USB
- Cable USB
- Cavo USB
- USB-kabel
- Cabo USB



- Pouch
- Tasche
- Housse
- Estuche
- Custodia
- Etui
- Estojo



- Neck strap
- Halstrageband
- Lanière
- Cordón para el cuello
- Tracolla
- Halskoord
- Fita para o pescoço



- Rechargeable batteries
- Akkus
- Piles rechargeables
- Batterías recargables
- Batterie ricaricabili
- Oplaadbare batterijen
- Pilhas recarregáveis




- Quick start guide
- Kurzanleitung
- Guide de démarrage rapide
- Guía de inicio rápido
- Guida rapida di introduzione
- Snelle startgids
- Guia de iniciação rápida

# 1 Install

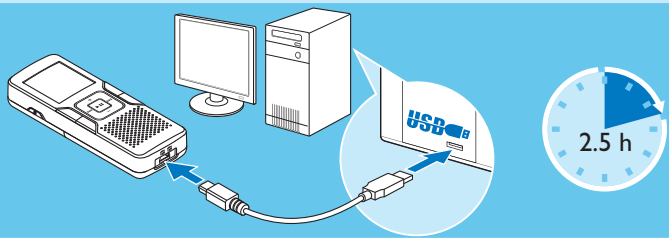
- Installation
- Installazione
- Installation
- Installatie
- Instalación
- Instalar

## A Install the batteries



- Akkus einlegen
- Mettre les piles en place
- Colocar las baterías
- Inserire le batterie
- De batterijen plaatsen
- Colocar as pilhas

## B Charge the batteries

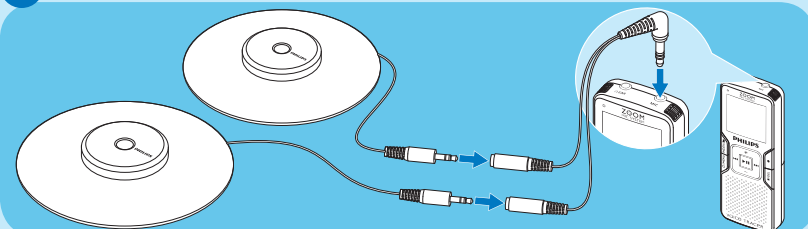


- Akkus aufladen
- Recharger les piles
- Recarga de las baterías
- Ricarica delle batterie
- De batterijen opladen
- Carregar as pilhas

# 2 Connect

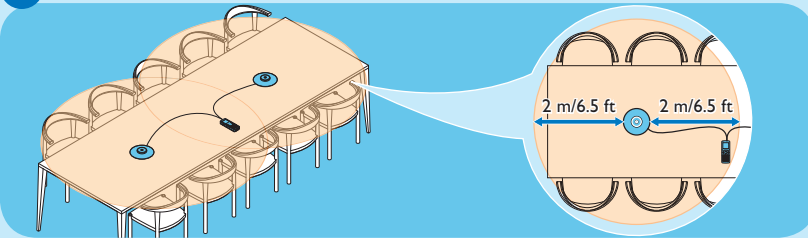
- Anschließen
- Collegamento
- Brancher
- Aansluiten
- Conexión
- Ligar

## A Connections overview



- Übersicht über Anschlüsse
- Présentation des connexions
- Descripción de las conexiones
- Panoramic dei collegamenti
- Overzicht van de aansluitingen
- Descrição das ligações

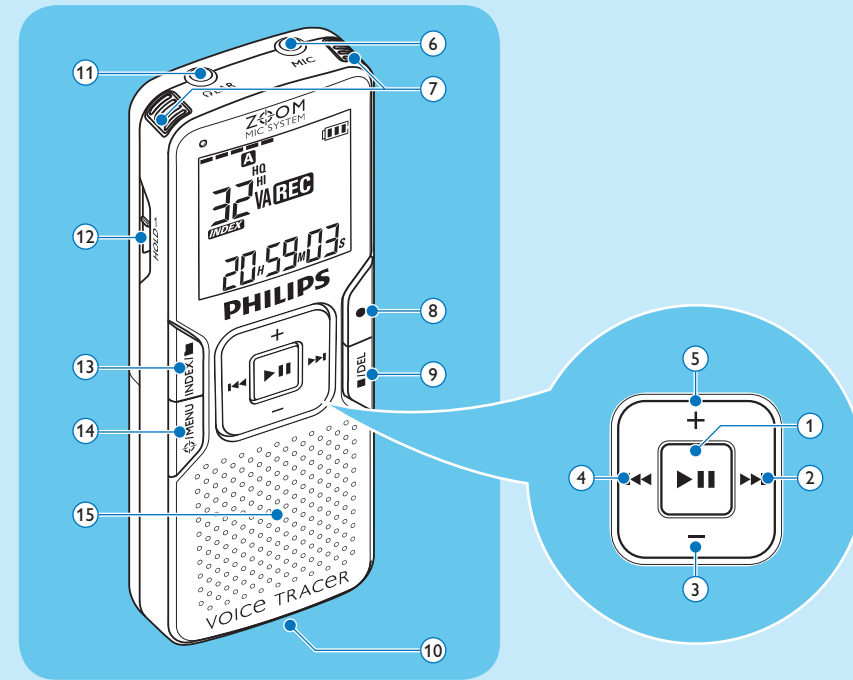
## B Position the microphones



- Mikrofone positionieren
- Mettre en place les microphones
- Posicione los micrófonos
- Posizionare i microfoni
- Microfoons positioneren
- Colocar os microfones

# 3 Record

- Aufnehmen
- Registrazione
- Enregistrer
- Opnemen
- Grabación
- Gravar



- 1 ● Power on/off, play/pause, play speed  
● Ein-/Aus, Wiedergabe/Pause, Geschwindigkeit  
● Mise sous/hors tension, lecture/pause, vitesse  
● Encendido/apagado, reproducción/pausa, velocidad  
● Accensione/spengimento, riproduzione/sospensione riproduzione, velocità  
● In/uitschakelen, afspelen/pauzeren, afspeelsnelheid  
● Ligar/desligar, reproducir/pausa, velocidade
- 2 ● Forward ● Vorspulen ● Avance ● Avance  
● Avanzamento ● Vooruit ● Avanço
- 3 ● Volume down ● Lautstärke niedriger  
● Baisse de volume ● Bajar el volumen  
● Riduzione volume ● Volume omlaag  
● Descer volume
- 4 ● Rewind ● Zurückspulen ● Retour ● Rebobinado  
● Riavvolgimento ● Terug ● Retrocesso
- 5 ● Volume up ● Lautstärke höher ● Hausse de volume  
● Subir el volumen ● Aumento volume  
● Volume omhoog ● Subir volume
- 6 ● Microphone socket ● Mikrofonanschluss  
● Prise microphone ● Toma de micrófono  
● Ingresso microfono ● Microfoonaansluiting  
● Entrada do microfone
- 7 ● Built-in microphone ● Integriertes Mikrophon  
● Microphone intégré ● Microfono incorporado  
● Microfono incorporato ● Ingebouwde microfoon  
● Microfone incorporado
- 8 ● Record/pause ● Aufnehmen/Pause  
● Enregistrement/pause ● Grabación/pausa  
● Registrazione/sospensione ● Opnemen/pauzeren  
● Gravar/pausa
- 9 ● Stop, delete ● Stopp, Löschen ● Arrêt, suppression  
● Detención, borrado ● Arresto, eliminazione  
● Stoppen, verwijderen ● Parar, eliminar
- 10 ● USB socket ● USB-Buchse ● Prise USB  
● Toma USB ● Presa USB ● USB-aansluiting  
● Entrada USB
- 11 ● Headphone socket ● Kopfhöreranschluss  
● Prise écouteurs ● Toma de auriculares  
● Ingresso per cuffie ● Oortelefoonaansluiting  
● Entrada dos auscultadores
- 12 ● Hold switch ● Halteschalter  
● Commutateur d'interruption  
● Conmutador de bloqueio ● Interruttore Hold  
● Vergrendelschakelaar ● Interruptor de suspensão
- 13 ● Index, folder, repeat ● Index, Ordner, Wiederholen  
● Index, dossier, répétition  
● Índice, carpeta, repetición  
● Índice, cartella, ripetizione  
● Index, map, herhalen ● Índice, pasta, repetir
- 14 ● Menu ● Menü ● Menu ● Menü ● Menu ● Menu
- 15 ● Speaker ● Lautsprecher ● Haut-parleur ● Altoparlante  
● Luidspreker ● Altifalante

## Free Manuals Download Website

<http://myh66.com>

<http://usermanuals.us>

<http://www.somanuals.com>

<http://www.4manuals.cc>

<http://www.manual-lib.com>

<http://www.404manual.com>

<http://www.luxmanual.com>

<http://aubethermostatmanual.com>

Golf course search by state

<http://golfingnear.com>

Email search by domain

<http://emailbydomain.com>

Auto manuals search

<http://auto.somanuals.com>

TV manuals search

<http://tv.somanuals.com>