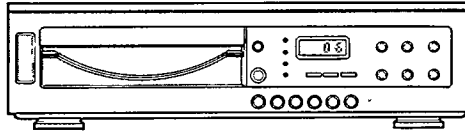




CONSUMER ELECTRONICS

PHILIPS



AK791 / AK796

GB	Compact Disc Changer
F	Changeur de Disques Compacts
D	Compact Disc-Wechsler
NL	Compact disc wisselaar
E	Cambiadiscos CD
I	Cambia Compact Disc
DK	Compact Disc-Skifter
S	Compact Disc-växlare
SF	Compact Disc-levynvaihdin

English page 2
 Figures pages 36,37
 Guarantee and service pages 38,39,40

Français page 5
 Figures pages 36,37
 Garantie et service après-vente pages 38,39,40

Deutsch Seite 9
 Abbildungen Seiten 36,37
 Garantieleistung und Service Seiten 38,39,40

Nederlands pagina 12
 Figuren pagina's 36,37
 Garantie en service pagina's 38,39,40


Español página 15
 Figuras páginas 36,37
 Garantía y servicio postventa páginas 38,39,40



Italiano pagina 19
 Figure pagine 36,37
 Garanzia e servizio pagine 38,39,40

Dansk sida 22
 Figurer side 36,37
 Garanti og service side 38,39,40

Svenska Sidan 25
 Figurer Sidorna 36,37
 Garanti och service Sidorna 38,39,40

Suomi sivu 28
 Kuvat sivut 36,37
 Takuu ja huolto sivut 38,39,40



	PRECAUCION - ADVERTENCIA NO ABRIR, RIESGO DE CHOQUE ELECTRICO ATENCION VERIFIQUE QUE EL VOLTAJE DE ALIMENTACION SEA EL REQUERIDO PARA SU APARATO	
PARA EVITAR EL RIESGO DE CHOQUE ELECTRICO NO quite LA TAPA; EN CASO DE REQUERIR SERVICIO, DIRJASE AL PERSONAL AUTORIZADO DE PHILIPS.		



English

INSTALLATION

● After unpacking the parts, remove all packing material and take care not to throw away any separately packed parts.

Important:

- In the base of the unit there are three red transit protection keys. These serve to secure the mechanism of the CD changer to protect it during transport. **Remove the red transit protection keys** and store them in the holes (A) on the rear, see Fig. 1. Should you wish to transport the unit again, the mechanism must be secured once more in order to prevent damage.
- Always remove the CD disc holder from the player before moving it.

Do not cover any vents and make sure that there is several centimetres ventilation room around the unit.

- Do not place the unit in direct sunlight or close to radiators, heaters, etc. This will help prevent overheating.
- Do not expose the unit to rain or moisture.

CONNECTIONS AND CONTROLS

Fig. 1

- (A) Holes for storing the three transport keys.
- (B) Terminal for 'REMOTE IN' remote control handset. This socket can be connected to the 'REMOTE OUT' or 'RC 5 OUT' socket of another unit. The appropriate cable is available under number SBC 1103 or 4822 321 21204.
- (C) 'L + R - OUT' line outputs
For connection to the 'CD L+R IN' or 'AUX L+R IN' sockets on the amplifier.
- (D) Voltage selector (NOT IN ALL VERSIONS)
Use a coin or something similar to set the voltage selector to the local voltage.
- (E) Connection socket for mains supply cable
Connect the mains supply cable supplied with the CD changer to this socket.

Warning: Do not connect the player to the power supply without first checking that the voltage stated on the type plate (and/or the setting of the voltage selector (D) corresponds to the local voltage. If this is not the case, consult your dealer.

The type plate is on the rear of the player.

Important note for users in the U.K.:

The U.K. version is not fitted with a mains plug. When fitting a mains plug to the mains lead, proceed as follows: The wires in the mains lead are coloured with the following code:

BLUE = NEUTRAL,
 BROWN = LIVE.

As these colours may not correspond with the colour markings identifying the terminals in your plug, proceed as follows: The Brown wire must be connected to the terminal which is marked with the letter L or coloured Red

The Blue wire must be connected to the terminal which is marked with the letter N or coloured Black.

Note: This equipment must be protected by a 3 Amp Fuse if a 13 Amp

plug is used or, if any other type of plug is used, by a 5 Amp Fuse either in the plug or adaptor or at the distribution board. If in doubt, consult a qualified electrician.

Fig. 2

- ① 'POWER' on/off switch
To disconnect the set from the mains completely, withdraw the mains plug from the wall socket.
- ② CD flap
- ③ 'OPEN/CLOSE' - for opening/closing the CD flap.
- ④ 'PROGRAM' - for storing the tracks of a program.
- ⑤ 'PLAY/PAUSE' indication: lights up during playback and flashes in the pause mode.
- ⑥ 'SHUFFLE' indication: lights up during 'Shuffle'.
- ⑦ Display:
 - 'dISC', when there is no disc holder in the player.
 - The disc number (1 to 6)
 - The track number indication shows which track is being played.
 - In the 'TIME' mode of 8: the elapsed playing time of the current track in minutes and seconds.
 - 'Err' (error), if an illogical operating command has been given.
- ⑧ 'TIME/TRACK' key with indication - for selecting the track number or time duration indication on display ⑦. The LED indication lights up in the 'TIME' mode.
- ⑨ 'SHUFFLE' key for playing the discs or a program in a random order.
- ⑩ 'REPEAT' key with indicator - for repeating discs or the program.
- ⑪ 'DISC SELECTION' keys - for selecting the disc number.
- ⑫ 'STOP/CP' for stopping play. In the stop mode for clearing the program.
- ⑬ 'PLAY/PAUSE' - for starting play ('PLAY') of a track, or for interrupting play ('PAUSE').
- ⑭ 'SEARCH ►►' - for fast search of a following passage during play and during pause.
- ⑮ '◄◄ SEARCH' - for fast search of a previous passage during play and during pause.
- ⑯ 'SKIP ►' - for selecting a following track number.
- ⑰ '◄ SKIP' - for returning to the beginning of a track, for selecting a previous track number.

OPERATION

Warning

- Check that you have removed the three red transit protection keys on the underside of the player (but refit them during further transport).
- Always remove the CD disc holder from the player before moving it.

Switching on

- Switch on the CD changer using on/off switch ①.
- If there is a CD disc holder (containing discs) in the player, play will start automatically within a few seconds and the first track number of the first disc will appear on the display: 1.01.

Note: 'dISC' will appear on the display if there is *no* CD disc

holder in the player or if this is found to be *empty*. Press 'OPEN/CLOSE' ③ in this case.

Switching off

- First press 'STOP/CP' ⑫.
- Switch off the player using switch ①.

CAUTION!

Always *first* close the CD flap ② using 'OPEN/CLOSE' ③ before switching off or wait a few moments for the flap to close automatically.

Note: If you want the flap to remain open, press 'STOP/CP' ⑫ *before* the flap closes automatically.

(The CD flap ② can only be opened or closed when the player is switched on).

DO NOT CLOSE THE CD FLAP BY HAND!

Inserting discs into the CD disc holder

- Only open one tray at a time (Fig. 2a).
- Insert the disc in the tray *with the printed side facing downwards* (Fig. 2b).
- Close each tray *before* opening another (Fig. 2c).

Caution!

- Only use this CD disc holder inside the house.
- You are advised only to use 12 cm discs. For 8 cm discs ('CD singles') a special CD disc holder is available under number SBC 3592.

PLAY

- Press 'OPEN/CLOSE' ③ to open the CD flap ②.
- Slide the CD disc holder - **with the correct side upwards!** - into the player until it locks into place, see Fig. 2d. Follow the arrow and the 'this side up' indicator, etc.
 - Play begins automatically within a few seconds.
 - On the display ⑦ you can always see which disc and which track are being played.
 - Play will stop after the last disc.

Removing the CD disc holder

- Press 'OPEN/CLOSE' ③ to open the CD flap ②.
- Remove the CD disc holder from the player.
- Close the CD flap using 'OPEN/CLOSE' ③ or wait a few seconds for the flap to close automatically.
- Note:** If you want the flap to remain open, press 'STOP/CP' ⑫ *before* the flap closes automatically.

Selecting a different track during play

- Press 'SKIP ►' (16) (or '◀ SKIP' (17)) until the required number appears under 'TRACK' on the display.
- Shortly after this, the chosen track will start playing.

Selecting a different disc during play

- Press 'DISC SELECTION' (11) together with the number of the disc required. On display (7) the disc number will appear and shortly afterwards the first track of the chosen disc will start to play.

Starting again with the track that is currently playing

- Press '◀ SKIP' (17) once.
- The track will be started again from the beginning.

Searching for a passage during play

- Hold 'SEARCH ►►' (14) or '◀◀ SEARCH' (15) pressed down to search for the required passage. If you release the button, play will continue.

Note: During the search the laser pick-up moves at three different speeds. In the initial seconds it moves slowly, then faster (with sound). After approximately 10 seconds it reaches its highest speed (now there is no sound).

Repeating play

- Before or during play press 'REPEAT' (10). The 'REPEAT' indication lights up.
 - All discs are played and then repeated.
- Press 'REPEAT' again to stop the repeat function. The 'REPEAT' indication goes out.
 - Play continues as normal.
- 'REPEAT' can also be used during a program, see 'PROGRAMMING'.

Playing in a random order

- Press 'SHUFFLE' (9) before or during play. The 'SHUFFLE' indication (6) lights up and a 'shuffle logo' appears on the display.
 - All tracks will now be played in a random order. During play you can use 'SKIP ►' to select a following *random* track.
 - Press 'SHUFFLE' again if you wish to return to normal play.
- Note:** You can also use 'Shuffle' to play a program in random order (see 'Programming').

Starting with a disc other than the first disc

- Press 'DISC SELECTION' (11) together with the number of the disc required.

The number of the disc appears on the display (7).

- Press 'PLAY/PAUSE'. The first track of the disc selected will start playing a few moments later.

Starting with a track other than the first track

- Using 'DISC SELECTION' (11) select the number of the disc with which you wish to start.
- Press 'SKIP ►' (16) or '◀ SKIP' (17) until the required track number appears on the display.
- Press 'PLAY/PAUSE'.

Interrupting play

- Press 'PLAY/PAUSE' (3).
- 'PLAY/PAUSE' (5) starts to flash.
- Press 'PLAY/PAUSE' again to end pause.
- Play will be resumed where it was stopped.

Stopping play

- Press 'STOP/CP' (12) if you wish to stop. The first disc and track number which can be played will now appear on the display.
- Press 'OPEN/CLOSE' (3) to remove the CD disc holder.

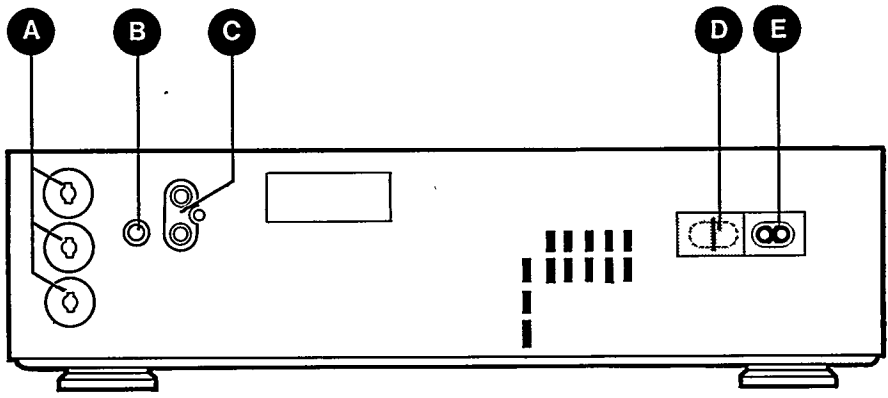
Changing to the playing time indication

- When the player is switched on, the display (7) shows the disc and track numbers of the CDs in the player.
- If you press 'TIME/TRACK' (8) during play, the elapsed playing time of the current track will appear on the display and LED (8) will light up.

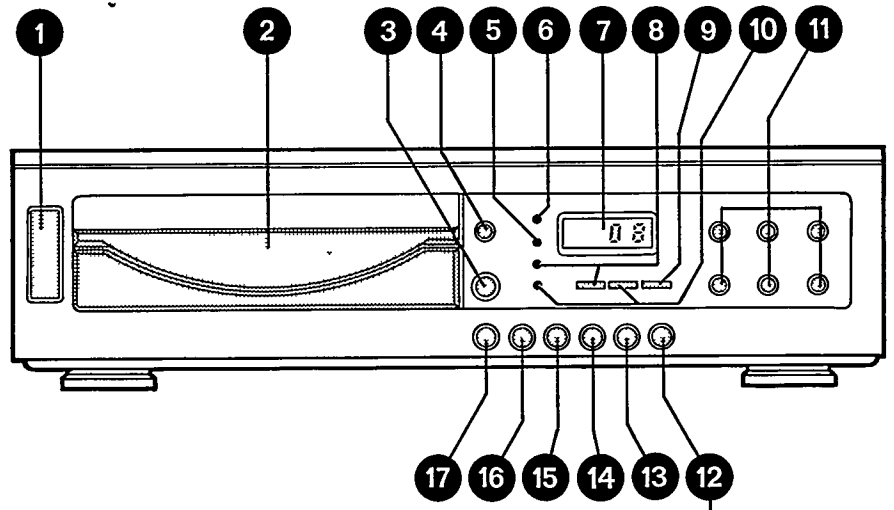
PROGRAMMING

By programming the player, you can play up to 20 tracks in any desired order. If you exceed the maximum of 20 tracks, 'FULL' will appear on the display.

- Press 'STOP/CP' (12) twice.
- Select the number of the disc from which you wish to store tracks using 'DISC SELECTION' (11).
- Select the track number using 'SKIP ►' (16) or '◀ SKIP' (17) until the required number appears on the display.
- Store the required number using 'PROGRAM' (4).
 - Each time you store a track, 'P' will appear between the disc and track number.
- Repeat this procedure for the other tracks to be programmed.
- If you program track numbers which do not exist, these will be ignored during play and erased from the memory.




1

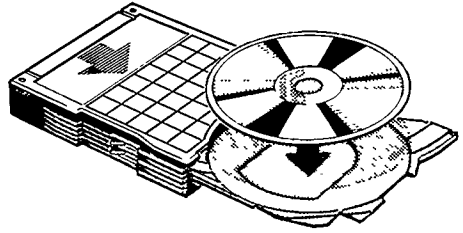


STOP / CP (clear program)

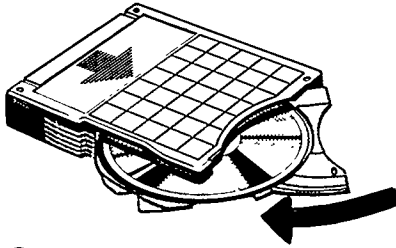
2




2a



2b



2c



2d

GUARANTEE AND SERVICE FOR UNITED KINGDOM

Philips sell this product subject to the understanding that if any defect in manufacture or material shall appear in it within 12 months from the date of consumer sale, the dealer from whom the product was purchased will arrange for such defect to be rectified without charge, provided

1. Reasonable evidence is supplied that the product was purchased within 12 months prior to the date of claim
2. The defect is not due to use of the product for other than domestic purposes, or on an incorrect voltage, or contrary to the Company's operating instructions, or to accidental damage (whether in transit or otherwise), misuse, neglect or inexpert repair.

Products sent for service should be adequately packed as no liability can be accepted for damage or loss in transit, and name and address must be enclosed.

Facts about free service

When service is required, apply to the dealer from whom the product was purchased. Should any difficulty be experienced in obtaining Service, e.g. in the event of the dealer having ceased to trade, you are advised to contact Philips Service.

These statements do not affect the statutory rights of a consumer. If you have any questions which your dealer cannot answer, please write to **Philips Consumer Relations,**

PO Box 298, 420 London Road, CROYDON CR9 3QR,
Tel (01) 689-2166 Consumer Advice.
Please retain this card. Produce if service is required.

GUARANTEE AND SERVICE VALID FOR IRELAND

This apparatus is made of high quality material and great care has been taken in its manufacture.

Philips, therefore, give you a guarantee on parts against failures arising from faulty workmanship or material for 12 months after date of purchase. This guarantee is valid on the condition that this certificate is completed and signed immediately on delivery of the apparatus. In case of failure ask your dealer for further information.

If you have any questions which your dealer cannot answer, you may apply to **Philips Electrical (Ireland) Ltd., Service Department, Newstead, Clonskeagh, DUBLIN 14 - Tel 69 33 55**

GUARANTEE AND SERVICE VALID FOR AUSTRALIA

The benefits given to the purchaser by this warranty are in addition to all other rights and remedies, which, under the Trade Practices Act or other Commonwealth or State law, the purchaser or owner has in respect of the product.

The Philips product carries the following warranties:

Compact Disc Players: 12 months. Home Audio Systems: 6 months. Clock radios, portable radios, cassette recorders, cassette players and radio recorders: 90 days.

Any defect in materials or workmanship occurring within the specified period from the date of delivery, will be rectified free of charge by the retailer from whom this product was purchased.

Note: Please retain your purchase docket to assist prompt service.

Conditions of this warranty

1. All claims for warranty service must be made to the retailer from whom this product was purchased. All transport charges incurred in connection with warranty service or replacement will be paid by the purchaser.
2. These warranties do not cover batteries and extend only to defects in materials or workmanship occurring under normal use of the product where operated in accordance with our instructions.

Philips Consumer Products Division, Technology Park, Figtree Drive, Australia Centre, HOMEBUSH 2140, New South Wales

GUARANTEE AND SERVICE FOR NEW ZEALAND

Thank-you for purchasing this quality Philips product. The document you are now reading is your guarantee card

Guarantee.

Philips New Zealand Ltd guarantees this product against defective components and faulty workmanship for a period of **12 months** from the date you bought it. If the product breaks down during the guarantee period, Philips shall - subject to the following conditions - repair or replace the product **at no charge to you.** This includes costs for labour, parts, and cartage.

Conditions.

1. The product must have been purchased in New Zealand, and this guarantee card completed at time of purchase (this is your proof of the date of purchase).
2. The guarantee applies only to faults caused by defective components, or faulty workmanship on the part of the manufacturer.
3. The guarantee does not cover failures caused by misuse, neglect, normal wear and tear, accidental breakage, use on the incorrect voltage, use contrary to operating instructions, or unauthorised modification to the product or repair by an unauthorised technician.

4. Reasonable evidence (in the form of a sales docket or completed guarantee card) must be supplied to indicate that the product was purchased no more than 12 months prior to the date of your claim

5. In the event of a failure, Philips shall be under no liability for any injury, or any loss or damage caused to property or products other than the product under guarantee.

This guarantee does not prejudice your rights under common law and statute, and is in addition to the normal responsibilities of the retailer and Philips.

How to claim.

Should your Philips product fail within the guarantee period, please return it to the retailer from whom it was purchased. In most cases the retailer will be able to satisfactorily repair or replace the product.

However, should the retailer not be able to conclude the matter satisfactorily, or if you have other difficulties claiming under this guarantee, please contact: **The Guarantee Controller, Philips New Zealand Ltd, PO Box 1041, AUCKLAND - Tel (09) 605-914**

GARANTIE FÜR DIE BUNDESREPUBLIK DEUTSCHLAND UND WEST-BERLIN

Philips-Geräte sind Markenartikel, die mit größter Präzision nach modernsten Fertigungsmethoden und mit einem Höchstmaß an Sorgfalt hergestellt werden. Das Gerät wird Ihnen gute Dienste leisten, vorausgesetzt daß Sie es sachgemäß bedienen und unterhalten. Trotz aller Sorgfalt ist das Auftreten von Fehlern nicht auszuschließen. Ihr Partner für die Behebung derartiger Fehler ist Ihr Fachhändler, bei dem das Gerät erworben wurde. Falls ein Reklamationsfall eintritt, wenden Sie sich bitte unter Vorlage des Einkaufsbeleges und des Gerätepasses an Ihren Fachhändler.

GARANTIE ET SERVICE APRÈS-VENTE EN FRANCE

Cet appareil a été fabriqué avec le souci de vous donner entière satisfaction. PHILIPS fournira gratuitement au vendeur les pièces détachées nécessaires à sa réparation pendant les périodes suivantes, chacune prenant effet à compter de la date de vente

- 6 mois pour les magnétophones à cassettes portatifs, les récepteurs radio portatifs, les radiocassettes et les radio-réveils,
- 12 mois pour les radiocassettes équipées de la fonction Compact Disc et les baladeurs Compact Disc;
- 12 mois pour les appareils entrant dans la composition d'une chaîne électro-acoustique, y compris les chaînes compactes stationnaires équipées d'au moins deux sources sonores,

sauf si la détérioration résulte d'une cause étrangère à l'appareil ou du non respect des prescriptions d'utilisation.

Vous bénéficierez en tout état de cause des dispositions des art. 1641 et suivants du Code Civil relatifs à la garantie légale.

Pour tout conseil ou intervention, adressez-vous à votre vendeur. Pour tout renseignement complémentaire, vous pouvez vous adresser à la succursale Philips la plus proche.

Soucieux d'améliorer continuellement la qualité de nos produits, nous nous réservons le droit d'en modifier à tout moment les caractéristiques.

PHILIPS Électronique Domestique - Société en nom collectif RCS NANTERRE B 333 760 833

64, Rue Carnot - B.P. 306 - 92 156 SURESNES Cédex
Informations Consommateurs: Tel (16-1) 42 04 25 60

GARANTIE EN BELGIQUE ET LUXEMBOURG

Pour les conditions de garantie en Belgique et Luxembourg veuillez vous référer à la carte de garantie que le revendeur doit vous remettre au moment de l'achat.

● Pour la Belgique

Si après l'achat de l'un ou l'autre appareil Philips vous avez des problèmes concernant par exemple la garantie, le fonctionnement ou l'utilisation de ces appareils et que le distributeur qui vous a vendus ces appareils éprouve des difficultés pour les résoudre, prenez contact, soit par téléphone, soit par écrit avec notre service

'Contact Clientèle', Place de Brouckère 2, 1000 - BRUXELLES
Tel 02/211 91 11

GARANTIE EN SERVICE IN BELGIË EN LUXEMBURG

In België en Luxemburg gelden uitsluitend de garantiebepalingen zoals die in het via uw handelaar apart verstrekte garantiebewijs staan aangegeven.

● Voor België

Indien u na de aankoop van een of ander Philips apparaat problemen heeft met bijv. de waarborg, de werking, of het gebruik ervan, en indien de verdeler die u deze apparaten verkocht heeft moeilijkheden ondervindt om deze problemen op te lossen, stelt u zich dan telefonisch of schriftelijk in verbinding met onze dienst

'Klanten Kontakt', de Brouckèreplein 2, 1000 - BRUSSEL
Tel 02/211 91 11

GARANTIE EN SERVICE IN NEDERLAND

● Wat wordt gegarandeerd?

Philips Nederland garandeert dat dit apparaat kosteloos wordt hersteld indien - bij normaal particulier gebruik volgens de gebruiksaanwijzing - binnen 12 maanden na aankoopdatum fabricage- en/of materiaalfouten optreden.

● Wie voert de garantie uit?

De zorg voor de uitvoering van de garantie berust bij de handelaar die u het apparaat verkocht heeft. De handelaar kan daarbij eventueel een beroep doen op een der Philips Technische Service Centra.

● Uw aankoopbon + de identificatiekaart

De identificatiekaart is uw garantiebewijs. U kunt alleen een beroep doen op de bovengenoemde garantie tegen overlegging van de aankoopbon (factuur, kassabon of kwitantie), in combinatie met de identificatiekaart, waarop typenummer en serienummer zijn vermeld. Uit de aankoopbon dienen duidelijk de aankoopdatum en de naam van de handelaar te blijken. Mocht het noodzakelijk zijn deze documenten aan uw handelaar af te geven, dan kunt u hem daarvoor een ontvangstbewijs vragen. De garantie vervalt indien op de genoemde documenten iets is veranderd, doorgehaald, verwijderd of onleesbaar gemaakt. De garantie vervalt eveneens indien het typenummer en/of serienummer op het apparaat is veranderd, doorgehaald, verwijderd of onleesbaar gemaakt.

● Hoe te handelen bij een storing?

Om onnodige kosten te voorkomen, raden wij u aan bij storingen eerst nauwkeuring de gebruiksaanwijzing te lezen. Indien de gebruiksaanwijzing daarin geen uitkomst biedt, kunt u uw handelaar raadplegen en/of hem het apparaat ter reparatie in de werkplaats aanbieden.

● ...en bij problemen?

Bij problemen omtrent de garantie-uitvoering kunt u zich in verbinding stellen met **Philips Nederland, Afdeling Consumentenbelangen, Antwoordnummer 500 - 5600 VB EINDHOVEN** (postzegel niet nodig), of ☎ 040-78 11 78.

GARANTIE FÜR DIE SCHWEIZ

Philips-Geräte sind aus einwandfreiem Material und mit großer Sorgfalt hergestellt worden. Dieses Gerät wird Ihnen gute Dienste leisten, sofern es sachgemäß bedient und unterhalten wird.

Trotz aller Sorgfalt ist das Auftreten von Fehlern nicht ganz auszuschließen. Im Falle eines Defektes wenden Sie sich bitte unter Vorlage des Einkaufsbeleges und des Gerätepasses an das Fachgeschäft, in welchem Sie das Gerät erworben haben.

GARANTIE POUR LA SUISSE

Les appareils Philips ont été fabriqués au moyen de matériaux de toute première qualité et avec beaucoup de soins. Cet appareil vous donnera encore plus de satisfaction si l'utilisation et l'entretien sont soignés selon le mode d'emploi.

Malgré tous les soins apportés, l'apparition de défauts n'est pas exclue. Dans ce cas, nous vous serons reconnaissants de bien vouloir vous adresser directement chez votre vendeur muni du passeport de l'appareil ainsi que de la facture s'y reportant.

GARANZIA PER LA SVIZZERA

Gli apparecchi Philips sono prodotti con materiali di prima qualità e assemblati con la massima cura. Essi Vi offriranno un ottimo servizio, in cambio di un accurato uso e manutenzione.

Malgrado tutti i nostri sforzi, non è escluso che possano avvenire dei guasti. In caso di difetto Vi preghiamo di rivolgerVi al Vostro fornitore specializzato, portando con Voi il passaporto assieme ai documenti d'acquisto.

GARANZIA E ASSISTENZA VALIDA PER L'ITALIA

Questo apparecchio è stato realizzato con materiali di prima qualità e costruito con la massima cura. La Philips comunque fornisce all'acquirente una Garanzia di buon funzionamento secondo le condizioni stabilite dall'**ANIE**.

Tale Garanzia decorre dalla data di acquisto ed ha la durata di **6 mesi**. Per aver diritto alla Garanzia è necessario che questo certificato porti i dati di Modello e Matricola dell'apparecchio, la data di acquisto ed il timbro del rivenditore; inoltre per tutti gli apparecchi per i quali è prevista la "noceva fiscale" (o altro documento di consegna) il documento stesso dovrà essere conservato con questo certificato a certificazione della data d'acquisto.

In caso di necessità il prodotto dovrà essere fatto pervenire al Centro di Assistenza più vicino il cui recapito è pubblicato sugli elenchi telefonici della zona di residenza alla voce Philips.

Per questo apparecchio Philips offre un Abbonamento all'Assistenza Tecnica. Per informazioni rivolgersi ai Centri di Assistenza o al servizio Consumatori Philips.

Philips S.p.A., Viale le Fulvio Testi 327, 20162 MILANO
☎ 1678-20026

GARANTIE IN ÖSTERREICH

Die Österreichische Philips Industrie Gesellschaft m.b.H. unterstützt die gesetzlichen Gewährleistungsverpflichtungen Ihres Händlers durch folgende Garantiezusage:

1. Dieses Gerät (siehe Typenschild) wird innerhalb von 6 Monaten ab Verkaufsdatum bei Auftreten eines Funktionsmangels (Fabrikations- oder Materialfehlers) in einer unserer Service-Filialen kostenlos, d.h. ohne Berechnung von Material und Arbeitszeit, repariert.
2. Die Garantiezusage betrifft nur Neugeräte, die über die Österreichische Philips Industrie Gesellschaft m.b.H. und ihre Vertragspartner in Österreich verkauft wurden. Sie gilt für folgende Arten: Cassettenspieler, Compact Disc Spieler, HiFi-Bausteine, HiFi-Kombinationen, MusiClocks, Plattenspieler, Radio-Recorder und das mitgelieferte Originalzubehör dieser Geräte.
3. Zur Inanspruchnahme einer Garantiereparatur gemäß der vorliegenden Zusage sind dieser Garantieschein und die Originalrechnung mit Kaufdatum vorzulegen.
4. Anstelle einer kostenlosen Garantiereparatur behalten wir uns vor, das defekte Gerät gegebenenfalls gegen ein Neues auszutauschen.
5. Schäden, die durch äußere Einflüsse, unsachgemäße Behandlung oder unsachgemäßen Fremdeingriff entstanden sind, sowie Gehäusefehler oder Glasbruch sind von dieser Garantiezusage ausgeschlossen.

Philips Zentrale Kundeninformation:

- 1101 WIEN, Triesterstraße 64,
☎ 0222-60101-DW 1620 oder DW 1563
- 6020 INNSBRUCK, Klostergasse 4, ☎ 05222-74694
- 9020 KLAGENFURT, Villacher Straße 161,
☎ 0463-22397-DW 94

Philips Service-Organisation:

- 1232 WIEN, Ketzergasse 120, ☎ 0222-8662-0

PHILIPS IBÉRICA, S.A.E.

Garantiza este aparato durante 6 meses, a partir de la fecha de adquisición, de la forma siguiente:

1. Cubriendo cualquier defecto de fabricación o vicio de origen, así como la totalidad de sus componentes, incluyendo la mano de obra necesaria para el reemplazo de las piezas defectuosas, por nuestros talleres autorizados.
2. Esta garantía no cubrirá la avería, si es consecuencia de incorrecta instalación del aparato, manifiesto mal trato o uso inadecuado del mismo. La calificación de las averías corresponderá únicamente a los servicios técnicos de los talleres autorizados Philips.
3. Las reparaciones que pudieran producirse durante el periodo de vigencia de la presente garantía se efectuarán, bien en el domicilio del usuario, bien en los talleres autorizados Philips, a libre elección y costo de la está última.
4. Transcurrido un mes desde la fecha de adquisición del aparato, todos los gastos de desplazamiento del personal técnico para proceder al examen y/o reparación del aparato correrán por cuenta del usuario de acuerdo con las tarifas establecidas para este concepto.
5. En todas las reparaciones se deberá acompañar al aparato factura de compra y la presente garantía debidamente cumplimentada, con la indicación exacta de la fecha de venta del aparato.
6. En todo caso, el titular de la garantía tiene los derechos mínimos reconocidos por la Ley.

Titular (Comprador)

Domicilio

GARANTI OG SERVICE FOR DANMARK

De er nu ejer af et apparat, hvis konstruktion er baseret på erfaring og lang tids forskning. Philips garanterer for kvaliteten, og hvert led i fabrikationen er underkastet stadig kontrol. Alle henvendelser om fejl under garantien skal rettes til den forhandler, der har udleveret og underskrevet garantibeviset, hvorpå de gældende garantibestemmelser tillige er anført. Garantien er kun gældende i købslandet.

GARANTI I NORGE

De er nå eier av et apparat som er basert på lang tids forskning og erfaring. Philips garanterer for kvaliteten, men hvis en feil skulle oppstå bes De ta kontakt med den forhandler som har utlevert og underskrevet garantibeviset. Garantien gjelder kun i kjøpslandet hvor de gjeldende garantibestemmelser må følges. Hvis De trenger ytterligere opplysninger utover de forhandleren kan gi Dem, kan De henvende Dem til: **Norsk A/S Philips, Avd. Audio/Video, Sandstuveien 70, OSLO 6 - ☎ 02 - 68 02 00**

GARANTI I SVERIGE

Garanti lämnas på denna Philipsapparat i enlighet med den garantiförbindelse som tillhandahålles av återförsäljaren i garantiförbindelsen ges anvisningar om reklamtion. Garantin gäller endast inköpslandet

TAKUU JA HUOLTO

Tämän tuotteen rakenne on pitkäaikaisen, kokemuksella tehdyn tutkimustyön tulos. Jatkuvan en tuotantovaiheissa tehtävän laatuarkkailun vuoksi Philips takaa tuotteensa laadun.

Tarkemmat tiedot takuuehdoista saat Philips-myyjältä tai alla olevasta osoitteesta.

Oy Philips AB, Slnkalliontie 3, 02630 ESPOO - ☎ (358-0)-50261
Oy Philips AB, P.O. Box 75, 02631 ESPOO

GARANTIA PARA MÉXICO

Este aparato está fabricado con materiales de alta calidad y ha sido cuidadosamente verificado. Philips, por lo tanto, da a usted una garantía de 12 meses a partir de su fecha de compra

La garantía ampara la reposición de las piezas defectuosas debidas a fallas en su montaje o en los materiales, incluyendo la mano de obra necesaria para su reemplazo en nuestras Sucursales o talleres autorizados.

En caso de fallos en su aparato le rogamos se sirva poner en contacto con su distribuidor.

Esta garantía no cubrirá las averías que resulten como consecuencia de una instalación incorrecta del aparato, manifiesto maltrato o uso inadecuado del mismo.

Philips se obliga a reparar y devolver a usted su aparato en un plazo no mayor de 30 días hábiles contados a partir de la fecha de haber ingresado su aparato a uno de nuestros talleres

Para que esta garantía sea válida, es necesario que el certificado que figura en la parte posterior de este instructivo haya sido debidamente llenado en el momento de la compra del aparato.

En caso de extravío del certificado con la presentación de la factura o remisión de su aparato podrá hacer efectiva la garantía correspondiente.

Si usted tiene alguna duda o pregunta que no le pueda solucionar su distribuidor, por favor ponerse en contacto con:

Oficinas Centrales de Servicio
Av. Coyoacán No. 1051, Col. del Valle
03100 MÉXICO, D.F. - ☎ 5-75-20-22 o 5-75-01-00



CONDIÇÕES VÁLIDAS PARA PORTUGAL

A Philips Portuguesa, SA, assegura ao comprador deste aparelho garantia contra qualquer defeito de material ou fabrico, pelo prazo de 6 meses, contado a partir da data de aquisição. As agulhas de fonocaptores não têm qualquer garantia.

A Philips Portuguesa, SA, anula a garantia ao aparelho desde que se verifique ser a deficiência motivada por acidente, utilização incorrecta, causas externas, ou nos casos em que apresente vestígios de ter sido violado, ajustado ou reparado por entidade não autorizada. Também será considerada nula a garantia se este certificado apresentar rasuras ou alterações.

A Philips Portuguesa, SA, obriga-se a prestar a garantia refenda somente nos seus Serviços Técnicos ou nos Concessionários de Serviço autorizados. As despesas e custos de transporte de e para as oficinas serão sempre da responsabilidade do comprador.

Nota: Para que o aparelho seja assistido ao abrigo da garantia, é indispensável que seja apresentado este certificado, devidamente preenchido e autenticado, por vendedor autorizado, aquando da sua aquisição

Se sobre esta garantia necessitar algum esclarecimento que o vendedor não lhe possa dar, deve dirigir-se a:

Philips Portuguesa, SA,
- **Outurela - Camaxide - 2795 LINDA A VELHA** - ☎ 218 00 71/9
- **R. Eng. Ezequiel de Campos, 182 - 4100 PORTO** - ☎ 67 26 13

ΠΛΗΡΟΦΟΡΙΕΣ ΓΙΑ SERVICE ΚΑΙ ΕΓΓΥΗΣΗ ΣΤΗΝ ΕΛΛΑΔΑ

Η συσκευή έχει ελεγχθεί σχολαστικά, η λειτουργία της είναι άριστη και λόγω αντικαταστάσεώς της δεν πρόκειται σε καμία περίπτωση να γροικνεί. Αν όμως παρ' όλα αυτά κάποιο εξάρτημα δεν λειτουργήσει, το εξάρτημα αυτό και η εργασία επισκευής παρέχονται δωρεάν από την Εταιρεία. Η πρόσφοριόμη για επισκευή συσκευή πρέπει απαραίτητα να συνοδεύεται από το γράφον έντυπο υπογεγραμμένο και σφραγισμένο από το κατάστημα όπου αγοράστήκε η συσκευή και με την ημερομηνία αγοράς.

Η εγγύηση ισχύει για 1 έτος από την ημερομηνία αγοράς. Η εγγύηση δεν ισχύει στις παρακάτω περιπτώσεις:

α) Για ανωμαλία όχι από βλάβη της συσκευής, αλλά από ρυθρά ή βλάβη που προκλήθηκε από τρίτους ή από μεταβολή της τάσεως του ηλεκτρικού ρεύματος.

β) Για ανωμαλία λόγω ελαττωματικής εγκαταστάσεως της συσκευής.

γ) Όταν ο αριθμός κατασκευής της συσκευής έχει αλλοιωθεί.

δ) Για κεραμζή πίκ-άπ και μικρόφωνα.

Η εργασία επισκευής γίνεται στα Εργαστήρια της Εταιρείας, όπου ο πελάτης πρέπει να μεταφέρει τη συσκευή με δική του δαπάνη.

Κανένας αντιπρόσωπος δεν έχει το δικαίωμα αλλαγής των όρων εγγύσεως. Μετά τη λήξη του χρόνου εγγύσεως, για κάθε πρόβλημα συντηρήσεως, επισκευής ή συμβουλής, σας συστήουμε να απευθινσθε στα κατά τόπους Service της Εταιρείας.

Διεύθυνση Κεντρικών SERVICE PHILIPS:
25ης Μαρτίου 15, 177 78 Ταύρος - ☎ 4894.911
Τηλεμική 62, 546 93 Θεσσαλονίκη - ☎ 260.621

Guarantee certificate
Garantieschein
Certificado de garantía
Certificado de garantía
Takuuodistus

Certificat de garantie
Identificatiekaart
Certificado di gananzia
Garantibeviset
Εγγύηση

Type no. of product:

Τύπο no. del producto

--

Date of purchase - Date d'achat - Kaufdatum - Koopdatum
Fecha de compra - Data da compra - Data di acquisto - Kobsdato
Kjøpedato - Inköpsdato - Ostopäivä - Ημερομηνία αγοράς

19

Dealer's name, address and signature
Nom, adresse et signature du revendeur
Name, Anschrift und Unterschrift des Händlers
Naam, adres en handtekening van de handelaar
Nombre, dirección y firma del distribuidor
Nome, indirizzo e firma del fornitore
Nome, morada e assinatura do vendedor
Forhandlerens navn, adresse og underskrift
Återförsäljarens namn, adress och namnteckning
Myyjän nimi, osoite ja allekirjoitus
Όνομα/Επώνυμο Αντιπροσώπου

--

06-89

Free Manuals Download Website

<http://myh66.com>

<http://usermanuals.us>

<http://www.somanuals.com>

<http://www.4manuals.cc>

<http://www.manual-lib.com>

<http://www.404manual.com>

<http://www.luxmanual.com>

<http://aubethermostatmanual.com>

Golf course search by state

<http://golfingnear.com>

Email search by domain

<http://emailbydomain.com>

Auto manuals search

<http://auto.somanuals.com>

TV manuals search

<http://tv.somanuals.com>