
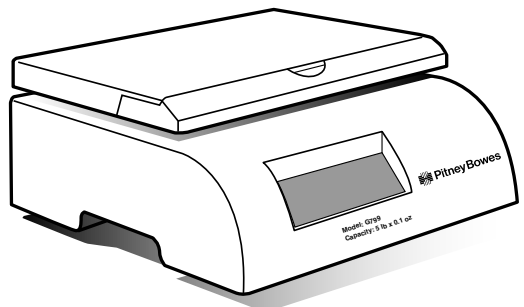


<p>Back of Cover 5.5"</p> <p>Postal Rates</p> <p>A very convenient wall chart of the latest USPS rate may be ordered at: www.pitneyworks.com/supplies/ratechart</p> <p>Warranty</p> <p>This scale comes with a 30-day warranty against faulty workmanship or materials. The battery, damage caused by use of a non leak-proof battery, and damage caused by negligence are not covered under the warranty.</p> <p>Troubleshooting</p> <p>If you have questions about your scale, or if there is a problem not covered here, please go to our website at www.pitneyworks.com/metersupport for additional information. If your question is not covered on the website, you may call the Pitney Bowes helpline at 1-800-468-8454.</p> <p>FCC Compliance</p> <p>This equipment has been tested and found to comply with the limits for a class B digital device, pursuant to Part 15 of the FCC Rules. These limits are designed to provide reasonable protection against harmful interference in a residential installation. This equipment generates, uses and can radiate radio frequency energy and, if not installed and used in accordance with the instructions, may cause harmful interference to radio communications. However, there is no guarantee that interference will not occur in a particular installation. If this equipment causes harmful interference to radio or television reception, which can be determined by turning the equipment off or on, the user is encouraged to try to correct the interference by one or more of the following measures:</p> <ul style="list-style-type: none"> • Reorient or relocate the receiving antenna. • Increase the separation between the equipment and receiver. • Connect the equipment to an outlet on a circuit different from that to which the receiver is connected. • Consult the dealer or an experienced radio/TV technician for help. <p>Safety</p> <ul style="list-style-type: none"> • Do not place lighted candles, cigarettes, cigars, etc., on the scale. • Use only 9 volt Alkaline battery as replacement. <p>Part Number G779009 Rev A</p>	<p>11.0"</p> <p>Cover 5.5"</p> <div style="text-align: center;">  <p>Pitney Bowes G799 Weighing Platform</p>  <p>Operating Manual</p> <p>The Pitney Bowes G799 is a high-quality digital scale that can be used to weigh all your mailpieces/packages up to and including five (5) pounds. It displays weight in 0.1 ounce increments.</p> </div> <p style="text-align: right;">8.5"</p> <p style="text-align: center;">5.5"</p>
---	---

<p>Change History: Initial release Rev. A</p>		Model: GEM Series	
		Code/PCN: G799	
		Date: 03/19/02	By: Mosio
		EN No. WSP000373	Sheet 1 of 2
Title: scale Instructions	Country: Domestic	AW-13640	Rev.A
Blue Book Ref:	Artwork: <input checked="" type="checkbox"/> PB <input type="checkbox"/> OEM	Part No: G779009	

11.0"

Inside graphics (page one)

Inside graphics (page two)

Please observe the following instructions:

- Handle your scale with care. Always place items carefully on the scale's weighing platform. Although this scale is designed to be very durable in normal use, rough treatment could permanently damage some of its internal components and it may not weigh according to specifications.
- The weighing platform on the top of the scale should NEVER be removed. This may cause damage to the scale's internal components.
- The scale works best at normal room temperature, and should not be subjected to lengthy periods of extreme heat or cold. Always allow the scale to adjust to room temperature for at least a half-hour prior to use.
- Place the scale on a firm, flat, vibration free surface for most accurate performance.
- Remember that the maximum capacity of the scale is five pounds. Placing heavier objects on the scale platform may cause damage.
- This scale is intended to be disassembled or repaired only by qualified technicians. Please do not attempt to repair it yourself.

Preparation

Your G799 is shipped with packing spacers between the weighing platform and the base of the unit. Please remove all spacers before installing the battery and using your scale.

The Model G799 scale requires a leak-proof 9V battery for operation.

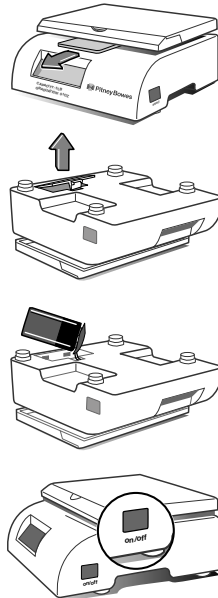
Remove the battery compartment cover on the bottom of your scale and connect the battery as shown.

Install the battery in its compartment and replace the cover.

Operation

Whenever the scale is off, the liquid crystal display will be blank. Activate the scale by pressing the **on/off** switch on the right hand side of the scale. The display will automatically turn off after 90 seconds of inactivity.

When the display is active, you may also turn the scale off manually by pressing the **on/off** switch.



5.5"

When the scale is switched on, **88.88.8** will appear on the display for a brief period while the scale performs a self-check and zeroes itself out. After that time, **0.0** will appear on the display. The scale is now ready to weigh your mailpieces.

If the display does not read **0.0** when the weighing platform is empty, it needs to be re-zeroed. This is easily accomplished by turning the scale off, waiting a few seconds, and turning the scale back on.

Place your item on the flat platform on top of the scale. There will be a delay of approximately one second before the correct weight appears on the display.

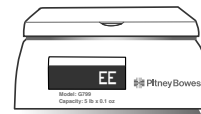
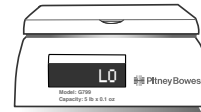


If you are weighing a large mailpiece, such as a 9 x 12 envelope, it may be difficult to read the weight if the envelope blocks the display. In this case the lid of the scale platform may be raised and the envelope may be stood up to allow a clear view of the display.

CAUTION: Do not force the lid past the point where you feel some resistance. This is as far as it is designed to move.

ERROR Messages

If the word **LO** appears on the display, the battery needs be replaced.

If the letters **EE** appear on the display the five-pound capacity of the scale has been exceeded. Please remove whatever is on the scale's platform!



8.5"

5.5"

Change History: Initial release Rev. A		Model: GEM Series	
		Code/PCN: G799	
		Date: 03/19/02	By: Mosio
		EN No. WSP000373	
Title: scale Instructions	Country: Domestic	AW-13640	
Blue Book Ref:	Artwork: <input checked="" type="checkbox"/> PB <input type="checkbox"/> OEM	Part No: G779009	
		Rev.A	

Free Manuals Download Website

<http://myh66.com>

<http://usermanuals.us>

<http://www.somanuals.com>

<http://www.4manuals.cc>

<http://www.manual-lib.com>

<http://www.404manual.com>

<http://www.luxmanual.com>

<http://aubethermostatmanual.com>

Golf course search by state

<http://golfingnear.com>

Email search by domain

<http://emailbydomain.com>

Auto manuals search

<http://auto.somanuals.com>

TV manuals search

<http://tv.somanuals.com>