

Pairing Information

Before using your headset for the first time, you must connect it with your Bluetooth phone or device. Ensure that the headset is fully charged. For help pairing your headset to your specific phone, view the online demo at www.plantronics.com/easytopair

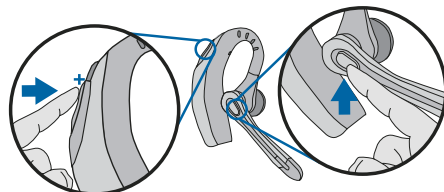
QuickPair™

Plantronics has developed QuickPair technology, featured in many current Plantronics Bluetooth headsets, to make set-up with a Bluetooth phone even easier.

When you first switch on the headset it will automatically go into pairing mode for an extended period, flashing red and blue. Refer to the additional information below to complete the pairing.

NOTE: You normally need to pair the headset and handset only once. If the headset has been previously paired with another device, please follow normal pairing instructions below.

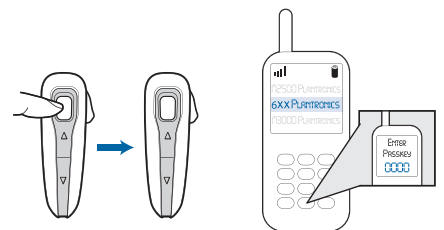
Plantronics Voyager 510/520



0000

1. With your headset turned on, simultaneously press the listen volume adjust button marked + (volume up) and the call control button. Release the buttons when the indicator light begins to flash red then blue.
2. While the headset is flashing red and blue, use the phone menu to search for Bluetooth devices and select "510 Plantronics".
3. When prompted for password, enter 0000. The headset will flash blue when paired successfully.

Plantronics Explorer® 230/360/370 Discovery® 925, Voyager® 835/855



0000

1. With your headset turned off, hold down the call control button until the headset status indicator briefly glows blue, then flashes red and blue. The headset is now in discovery mode and will stay that way for 120 seconds.
2. On your phone, highlight and select "Look for Devices," or equivalent, to activate the scan for the headset.
3. When the phone display shows the scan results, select "xxx Plantronics". The phone will continue to search for the headset.
4. When the phone display asks for a passkey, type "0000" and press Enter. Your headset is now linked to your phone.

Stylish headsets, backed by great technology

Multipoint

Enjoy quick access to all your calls using multipoint connectivity. Most wireless devices use point-to-point, which means they can only be actively connected to one device at a time. For example, a mobile phone and a Bluetooth headset might be connected through point-to-point.

When a headset has multipoint capability, it can receive information from more than one device at the same time. So, for example, you can pair two Bluetooth handsets to your headset. Once you've paired two Bluetooth handsets to your headset you will be alerted to incoming calls on either device. Although you can switch between two paired handsets, multipoint technology does not have the capability to place one call on hold or allow you to converse on both phones simultaneously.

Multipoint technology has a different function for stereo phones with the A2DP Bluetooth profile. For example, the Voyager 855 headset will alert you to incoming calls so you immerse yourself in music, easily take a call and then resume listening to music—all on the same device.

WindSmart®

WindSmart technology reduces the wind noise your callers would otherwise hear by employing targeted audio processing, strategic microphone placement, integrated screens or our patented porous ceramic filter.

Dual Microphones

The microphone is the first point of contact with your voice and affects what your callers hear. Two microphones capture and separate your voice from background sounds to assist AudioIQ better than a single microphone.

AudioIQ®

The smartest way to hear and to be heard.

AudioIQ is Plantronics' unique Digital Signal Processing (DSP) technology building on our history of innovation and sound technology leadership.

AudioIQ technology is smart enough to know what you really want to hear. It provides noise reduction and automatic enhancement of incoming voice quality as your surroundings change, so you carry on hands-free conversations without having to struggle to hear and be heard.

What does it do when you are listening?

Plantronics is the only company helping you to better hear your calls, because there are two sides to every conversation.

AudioIQ technology automatically enhances what you are hearing in reaction to your "sound environment".

What does it do when you are talking?

AudioIQ is tuned to assess input from one or two microphones to separate and enhance your voice so you can be heard above the background noise of your surroundings.

The best way to explain it:

If you listen to music in your car, you'll know that you have to constantly adjust the volume because the background noise is changing. AudioIQ makes the adjustment automatically—ideal for a mobile professional on an important call.

If the noise around you is louder, you need a bit more volume when you are listening, but you also need the background noise eliminated when you are talking. Plantronics headsets featuring AudioIQ adjust for both situations so you can hear and be heard in noisy environments.

To experience AudioIQ go to www.plantronics.com/AudioIQ



LOOK GOOD, SOUND BETTER™



Bluetooth® Headset Portfolio
FALL 2008

Choosing Plantronics is a Sound Decision

In 1969, a Plantronics headset carried the historic first words from the moon: "That's one small step for man, one giant leap for mankind." Since then, Plantronics has become the headset of choice for mission-critical applications such as air traffic control, emergency dispatch, and the New York Stock Exchange.

















Today, our Bluetooth headsets take communications and entertainment to new heights, making hands-free communications and digital entertainment richer, clearer and more convenient. We make advanced products yet understand that simplicity is equally important so we provide uncomplicated features and universal compatibility in every Bluetooth headset. Technology alone does not maintain a competitive edge, so we design Bluetooth headsets that also meet the comfort, proportions and aesthetics required by consumers worldwide.

Plantronics has developed a range of Bluetooth mobile headsets to meet the challenges of everyday life—proving that choosing Plantronics is a sound decision.

www.plantronics.com

©2008 Plantronics, Inc. All Rights Reserved. Plantronics, the logo design, AudioIQ, the AudioIQ logo, QuickPair, Pulsar, WindSmart, Plantronics Voyager, Plantronics Explorer, Plantronics Discovery, AcuSpeak and Sound Innovation are trademarks or registered of Plantronics, Inc. The Bluetooth® word mark and logos are owned by Bluetooth SIG, Inc. and any use of such marks by Plantronics, Inc. is under license. MST-25 (10.08)



What do you want to use your headset for?	Easy Everyday Communications Affordable hands free calls at a touch of a button			Multiple Device Connectivity One headset to communicate with all your mobile devices				Music & Calls on the Move Enjoy wireless stereo music in between your calls
	Plantronics Explorer® 230	Plantronics Explorer 360	Plantronics Explorer 370	Plantronics Voyager® 510	Plantronics Voyager 520	Plantronics Voyager 835	Plantronics Discovery® 925	Plantronics Voyager 855
								
Target customer	First time buyer seeking a comfortable, reliable and affordable headset	First time buyer seeking style and comfort	Ideal for those who work and play outside	Mobile professional seeking clear calls even in windy environments	Ideal for professionals who are often outdoors	Mobile professionals requiring clear calls in noisy or windy environments	Style conscious professionals seeking elegant and simple design with crisp sound quality	Mobile professionals seeking one headset to control calls and music
Key differentiators	Comfort, clear sound, universal compatibility	Swivel earloop and one-touch buttons for ease of use	Ruggedized to Military Std 810 for water, dust and shock resistance	Noise canceling headset with WindSmart® wind noise reduction technology	Noise canceling headset with wind noise reduction screen and desktop cradle	Superior sound with Dual-mic AudioIQ noise canceling technology	Unique VFrame™ design and couture carrying case with rechargeable battery	Two in one headset for calls and music listening
Product benefits	<ul style="list-style-type: none"> QuickPair™ technology and simple user interface make this an ideal first headset Slim earloop for all day wearability Contoured eartip offers a better sound experience 	<ul style="list-style-type: none"> Simple and intuitive control for the easiest of use Contoured eartip directs sound into ear QuickPair technology and simple user interface makes this an ideal first headset 	<ul style="list-style-type: none"> Built in screen reduces wind noise Contoured eartip channels sound right into ear Sporty lanyard holds headset QuickPair technology and simple user interface makes this an ideal first headset 	<ul style="list-style-type: none"> Noise-canceling microphone and WindSmart technology for clear transmission Multipoint technology allows the user to have two active Bluetooth® phones connected at any one time Choice of changeable eartips Simple and intuitive controls 	<ul style="list-style-type: none"> Multipoint technology allows the user to have two active Bluetooth phones connected at any one time Noise-canceling microphone reduces background noise Wind noise reduction screen 	<ul style="list-style-type: none"> Dual-mic AudioIQ noise canceling technology WindSmart technology reduces wind noise In-car charger keeps you connected on the go Multipoint technology allows the user to have two active Bluetooth phones connected at any one time Slim, lightweight design for all-day comfort 	<ul style="list-style-type: none"> VFrame design captures your eye as well as your voice Rechargeable case keeps you in charge AudioIQ noise control technology for clear calls Multipoint technology allows the user to have two active Bluetooth phones connected at any one time Three sizes of self-stabilizing eartips let you tailor the fit 	<ul style="list-style-type: none"> Headset controls enable you to remotely control your listening and seamlessly take calls AudioIQ technology automatically adjusts voice levels depending on the environment to ensure optimum call clarity Sliding boom automatically answers and ends calls Sound-isolating earbuds
Technical data & product information								
Multipoint				✓	✓	✓	✓	✓ (Stereo)
Enhanced noise reduction			Built in wind screen	Noise-canceling mic, WindSmart technology	Noise-canceling microphone, built in wind screen	Dual-mic AudioIQ noise canceling technology and WindSmart technology	AudioIQ noise canceling technology	AudioIQ technology, sliding mic boom, sound-isolating earbuds
Battery with up to talk / standby time <small>* with AAA charger ** up to talk / listen / standby time</small>	8 hrs / 8 days	7 hrs / 8 days	7 hrs / 8 days	6 hrs / 4 days	8 hrs / 7.5 days	5 hrs / 7 days	5 hrs / 7 days	7 hrs** / 5 hrs / 8 days
Weight	11g	13g	20g	17g	16g	12g	8g	11g mono / 15g stereo
Mute				✓				✓
Missed call indicator	✓	✓	✓		✓	✓	✓	✓
Charging options	AC charger	AC charger (360A includes car charger)	AC charger (370A includes car charger)	AC charger	AC charger, desk stand	AC charger, car charger	AC charger, micro USB cable, rechargeable case	AC charger
Packaging								
Wearing Style Options	Swivel earloop for wearing over either ear	Swivel earloop for wearing over either ear	Swivel earloop for wearing over either ear, lanyard	Swivel boom, eartip kit	Swivel earloop for wearing over either ear	Swivel earloop for wearing over either ear	S, M, L self-stabilizing eartips for wearing in either ear	S, M, L occluded earbuds, foam earbuds, optional earloop, stereo earbud
Part Number	79222-03	78466-03	78504-03	72270-03	75859-03	79763-03	77900-03	76300-03
Dimensions	Single Pack (H x W x D)	8.25" x 5" x 1.25"	9.875" x 6" x 2.25"	9" x 5.5" x 2.25"	9" x 5.5" x 2.25"	9" x 5.5" x 2.25"	9" x 5.5" x 2.25"	9" x 5.5" x 2.25"
	3 Pack (H x W x D)	8.75" x 5.5" x 5.25"	6.25" x 7.375" x 10.25"	6.25" x 7.375" x 10.25"	7.3" x 5.8" x 9.8"	7.3" x 5.8" x 9.8"	7.3" x 5.8" x 9.8"	7.3" x 5.8" x 9.8"
	12 Pack (H x W x D)	9.25" x 8.875" x 11.25"	12.75" x 15.125" x 11"	12.75" x 15.125" x 11"	15.1" x 12.7" x 10.5"	15.1" x 12.7" x 10.5"	15.1" x 12.7" x 10.5"	15" x 12.5" x 10.5"
	24 Pack (H x W x D)	N/A	N/A	N/A	N/A	N/A	N/A	N/A

Free Manuals Download Website

<http://myh66.com>

<http://usermanuals.us>

<http://www.somanuals.com>

<http://www.4manuals.cc>

<http://www.manual-lib.com>

<http://www.404manual.com>

<http://www.luxmanual.com>

<http://aubethermostatmanual.com>

Golf course search by state

<http://golfingnear.com>

Email search by domain

<http://emailbydomain.com>

Auto manuals search

<http://auto.somanuals.com>

TV manuals search

<http://tv.somanuals.com>