


# Pride Profile

## Installation and Care Instructions

*Pride Mobility Products*

ACN# 088 609 661



# Pride

# PRODUCTS SAFETY LABELS

The symbols below are used throughout this manual and on the product to identify warnings, cautions, and notes. It is very important for you to read and understand the information that follows these symbols completely.



**NOTE:** Indicates important things to remember when using this product.



**CAUTION:** Failure to heed the cautions in this manual may result in damage to your product.



**WARNING:** Failure to heed the warnings in this manual may result in personal injury.

Using this product safely depends upon your diligence in following the warnings, cautions, notes, and instructions in this owner's manual. Safe operation also depends upon your own good judgement and/or common sense, as well as that of your provider, caregiver, and/or healthcare professional.



**NOTE:** Pride is not liable for damage to property or personal injury arising out of unsafe use of this product. Pride is also not liable for any property damage or personal injury arising out of the failure of any person and/or user to following the instructions and recommendations set forth in this manual or any other instructions or recommendations contained in other Pride related literature issued by Pride or contained on the product itself.



**NOTE:** We have compiled this manual from the latest specifications and product information available at the time of publication. We reserve the right to make changes, as they become necessary. Any changes to our products may cause slight variations between the illustrations and explanations in this manual and the product you have purchased.

Copyright © 2003  
Pride Mobility Products

## INTRODUCTION

Welcome to Pride Mobility Products Corporation (Pride). Congratulations on the purchase of your new Pride Profile cushion. The Pride Profile is designed with the most advanced state-of-the-art components to deliver comfort, durability, and health maintenance features for active users.

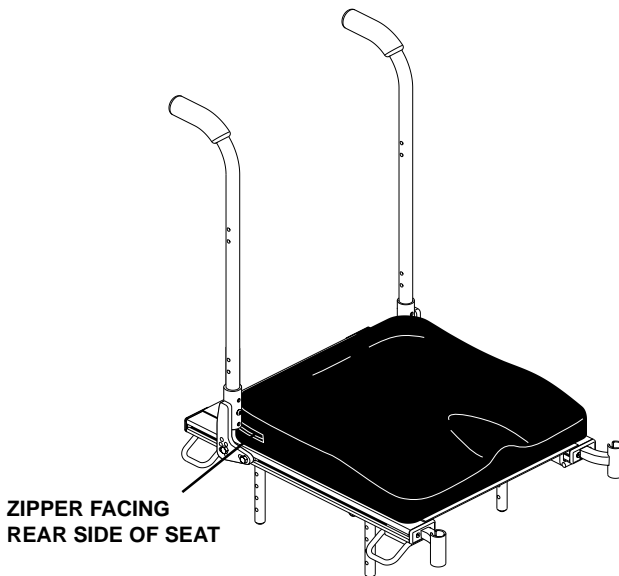
This manual is intended as a supplement to the in-service training provided by your authorized Pride provider. If you have any questions or problems regarding the Pride Profile, please contact your authorized Pride provider.

## USE

The Pride Profile is labeled to assure proper placement on the chair.

### To place the Pride Profile on the chair:

1. Locate the “Front Bottom” label on the underside of the cushion.
2. Place the cushion on the seat so that the “Front Bottom” label is located on the front of the seat, label side facing down. The zipper on the cushion will face the rear side of the seat. See figure 1.



**Figure 1. Cushion Placement**

## CLEANING

The Pride Profile can be easily cleaned.

### To clean the Pride Profile:

1. Locate the zipper on the rear side of the outer cover. See figure 2.
2. Unzip the outer cover and pull out the inner cushion, which is wrapped in a fluid resistant cover.
3. Wash the outer cover in a washing machine on the COLD setting.



**CAUTION: Do not use bleach when washing the outer cover. Doing so may cause damage to the cover.**

4. Spray the inner fluid-resistant cover with a disinfectant, then wipe it clean.



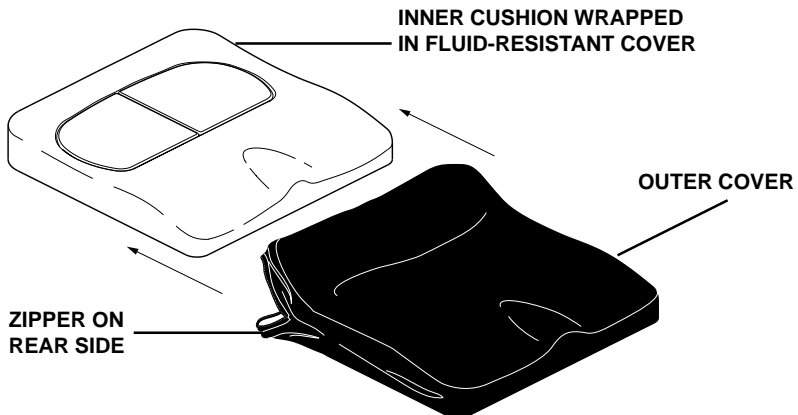
**CAUTION: Never submerge the inner cushion of your Pride Profile in water. Doing so may cause damage to the cushion.**

5. Allow both the outer cover and inner covers to air dry.



**CAUTION: Do not attempt to put the outer cover in a dryer. This may cause shrinking.**

6. Once dry, put the inner cushion back inside the outer cover. Zip the outer cover closed, and place the Pride Profile back onto the seat of your chair.



**Figure 2. Pride Profile (Inner Cushion Removed)**

**STORAGE**

The Pride Profile should not be stored in extreme heat or cold temperatures.

**WARRANTY**

The Pride Profile cushion is designed and produced to the highest of standards. Our Pride Profile cushion is guaranteed to be free of defects in material and workmanship for a period of 24 months. If any defect in material or workmanship is found, Pride Mobility Products will repair or replace, at our discretion, the Pride Profile cushion. This warranty does not apply to cushions abused or misused by the user and deemed such by Pride Mobility Products.

Claims and repairs should be processed through the nearest authorized Pride provider.

# Pride

[www.pridemobility.com](http://www.pridemobility.com)  
[www.prideservice.com](http://www.prideservice.com)  
[www.prideprovider.com](http://www.prideprovider.com)

## **Pride Mobility Products Corporation**

182 Susquehanna Avenue  
Exeter, PA 18643  
USA

## **Pride Mobility Products Company**

380 Vansickle Road, Unit 350  
St. Catharines, Ontario L2R 6P7  
Canada

## **Pride Mobility Products Ltd.**

Unit 106, Heyford Park Camp Road  
Upper Heyford, Oxfordshire OX25 5HA

## **Pride Mobility Products Australia Pty. Ltd.**

21 Healey Road  
Dandenong, 3175  
Victoria, Australia

## **Pride Mobility Products Italia s.r.l.**

Via della Tecnica, 14  
Prato della Corte  
00065 Fiano Romano  
Roma - Italia

## **Pride Mobility Products Europe B.V.**

Tijmuiden 28  
1046 AL Amsterdam  
The Netherlands

## Free Manuals Download Website

<http://myh66.com>

<http://usermanuals.us>

<http://www.somanuals.com>

<http://www.4manuals.cc>

<http://www.manual-lib.com>

<http://www.404manual.com>

<http://www.luxmanual.com>

<http://aubethermostatmanual.com>

Golf course search by state

<http://golfingnear.com>

Email search by domain

<http://emailbydomain.com>

Auto manuals search

<http://auto.somanuals.com>

TV manuals search

<http://tv.somanuals.com>