



Cat. No. 23-420

4.8/6V Racing Car Nickel-Cadmium Battery Pack Charger

Your RadioShack 4.8/6V Racing Car Nickel-Cadmium Battery Pack Charger recharges most 4.8/6.0V nickel-cadmium radio-controlled car battery packs (such as RadioShack Cat. No. 23-228 and Cat. No. 23-328) in 4 hours.

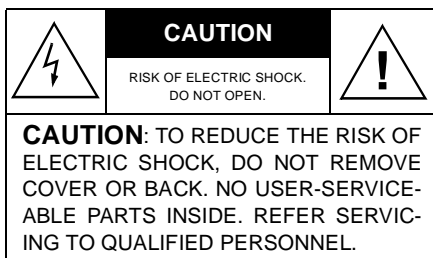
Charging Indicator — lights when a battery pack is charging.

Reverse Polarity Protection — protects the charger against damage from incorrect installation.

Overcurrent Protection — keeps the current constant.

Circuit Protection — provides short circuit protection.

WARNING: To reduce the risk of fire or shock hazard, do not expose this product to rain or moisture.



This symbol is intended to alert you to the presence of uninsulated dangerous voltage within the product's enclosure that might be of sufficient magnitude to constitute a risk of electric shock. Do not open the product's case.



This symbol is intended to inform you that important operating and maintenance instructions are included in the literature accompanying this product.

READ BEFORE USE

Warnings:

- Before using this battery charger, please read the instructions and cautions on the battery charger.
- To reduce the risk of injury, charge only the specified battery type. Other types of batteries might burst, causing personal injury or damage to your charger.
- An extension cord should not be used. Its use might result in fire or electric shock. Connect the charger directly to a standard AC power outlet.
- Do not recharge a battery pack that is damaged or leaking. Take it to a qualified service technician.
- To reduce the risk of electric shock, unplug the charger from the outlet before attempting any maintenance or cleaning.
- Be sure to have the proper outlet installed by a qualified electrician. Improper connection can result in an electric shock. The charger should never be used as the DC power source for any electrical equipment.
- Periodically examine the charger for conditions that might result in a risk of fire, electric shock, or injury to yourself, children, or others. If you observe any breaks in the housing or other conditions that appear different than when you first purchased the charger, do not use it until it is properly repaired by a qualified service technician.

Cautions:

- After use, a battery pack will be hot. Wait at least 20 minutes until the battery pack cools down before recharging it. Charging a warm or hot battery pack greatly reduces the number of times the battery pack can be recharged.
- If the battery pack is wet, thoroughly dry it before charging. Do not charge the battery if the pack shows signs of leakage or corrosion.

© 1998 Tandy Corporation.
All Rights Reserved.

RadioShack is a registered trademark used by Tandy Corporation.

USING THE CHARGER

Every battery pack requires a complete charge before use. Follow these steps to use the charger for the first and each subsequent charge.

Charging Indicator

1. Align the arrow on the battery pack with the arrow on the battery charger.
2. Press and slide the battery pack in the direction of the aligned arrows until the battery pack clicks.
3. Plug the charger into a standard AC outlet. The red charging indicator lights. If it does not light, unplug the charger and check to see that the battery is properly installed.
4. After about 4 hours, unplug the charger from the outlet and remove the battery pack. The red charging indicator turns off.

Cautions:

Do not charge a battery pack for longer than 24 hours. Overcharging a battery pack reduces battery capacity.

The battery pack gets hot during charging. This is normal.

SPECIFICATIONS

Power	Input: 120 VAC, 60 Hz, 5W
	Output: 7.2V DC, 180 mA
Dimensions (HWD)	4 ⁵ / ₁₆ × 2 ³ / ₄ × 1 ³ / ₄ Inches
	(110 × 68 × 42 mm)
Weight	7.2 oz
	(204 g)

Specifications are typical; individual units might vary. Specifications are subject to change and improvement without notice.

CARE

To enjoy your charger for a long time:

- Keep the charger dry. If it gets wet, wipe it dry immediately.
- Use and store the charger only in normal temperature environments.
- Handle the charger gently and carefully. Don't drop it.
- Keep the charger away from dust and dirt.
- Wipe the charger with a damp cloth occasionally to keep it looking new.

Modifying or tampering with the charger's internal components can cause a malfunction and invalidate its warranty. If your charger is not performing as it should, take it to your local RadioShack store for assistance.

Limited Ninety-Day Warranty

This product is warranted by RadioShack against manufacturing defects in material and workmanship under normal use for ninety (90) days from the date of purchase from RadioShack company-owned stores and authorized RadioShack franchisees and dealers. EXCEPT AS PROVIDED HEREIN, RadioShack MAKES NO EXPRESS WARRANTIES AND ANY IMPLIED WARRANTIES, INCLUDING THOSE OF MERCHANTABILITY AND FITNESS FOR A PARTICULAR PURPOSE, ARE LIMITED IN DURATION TO THE DURATION OF THE WRITTEN LIMITED WARRANTIES CONTAINED HEREIN. EXCEPT AS PROVIDED HEREIN, RadioShack SHALL HAVE NO LIABILITY OR RESPONSIBILITY TO CUSTOMER OR ANY OTHER PERSON OR ENTITY WITH RESPECT TO ANY LIABILITY, LOSS OR DAMAGE CAUSED DIRECTLY OR INDIRECTLY BY USE OR PERFORMANCE OF THE PRODUCT OR ARISING OUT OF ANY BREACH OF THIS WARRANTY, INCLUDING, BUT NOT LIMITED TO, ANY DAMAGES RESULTING FROM INCONVENIENCE, LOSS OF TIME, DATA, PROPERTY, REVENUE, OR PROFIT OR ANY INDIRECT, SPECIAL, INCIDENTAL, OR CONSEQUENTIAL DAMAGES, EVEN IF RadioShack HAS BEEN ADVISED OF THE POSSIBILITY OF SUCH DAMAGES. Some states do not allow the limitations on how long an implied warranty lasts or the exclusion of incidental or consequential damages, so the above limitations or exclusions may not apply to you.

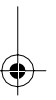
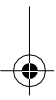
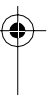
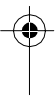
In the event of a product defect during the warranty period, take the product and the RadioShack sales receipt as proof of purchase date to any RadioShack store. RadioShack will, at its option, unless otherwise provided by law: (a) correct the defect by product repair without charge for parts and labor; (b) replace the product with one of the same or similar design; or (c) refund the purchase price. All replaced parts and products, and products on which a refund is made, become the property of RadioShack. New or reconditioned parts and products may be used in the performance of warranty service. Repaired or replaced parts and products are warranted for the remainder of the original warranty period. You will be charged for repair or replacement of the product made after the expiration of the warranty period. This warranty does not cover: (a) damage or failure caused by or attributable to acts of God, abuse, accident, misuse, improper or abnormal usage, failure to follow instructions, improper installation or maintenance, alteration, lightning or other incidence of excess voltage or current; (b) any repairs other than those provided by a RadioShack Authorized Service Facility; (c) consumables such as fuses or batteries; (d) cosmetic damage; (e) transportation, shipping or insurance costs; or (f) costs of product removal, installation, set-up service adjustment or reinstallation.

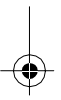
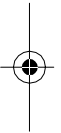
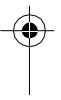
This warranty gives you specific legal rights, and you may also have other rights which vary from state to state.

RadioShack Customer Relations, Dept. W, 100 Throckmorton St., Suite 600, Fort Worth, TX 76102

We Service What We Sell

3/97





Free Manuals Download Website

<http://myh66.com>

<http://usermanuals.us>

<http://www.somanuals.com>

<http://www.4manuals.cc>

<http://www.manual-lib.com>

<http://www.404manual.com>

<http://www.luxmanual.com>

<http://aubethermostatmanual.com>

Golf course search by state

<http://golfingnear.com>

Email search by domain

<http://emailbydomain.com>

Auto manuals search

<http://auto.somanuals.com>

TV manuals search

<http://tv.somanuals.com>