


Surface-Type Door Closer

SD-C141S With Adjustable Sweep and Latch Speed



Two independent valve adjustments:

1. Latch speed
2. Sweep speed

- Reversible non-handed design.
- For metal or wood doors up to 42" (107cm) wide.
- Two independent valve adjustments for easy setting of sweep and latch speed.
- Back plate slides into place to cover adjustment screws.
- Narrow projection of only 1³/₈" (35mm).
- Anodized aluminum body.
- Silver finish.
- Forged steel arms.
- Includes complete mounting hardware.

Rim-Type Exit Device

SD-962AR-36A For Exit Doors from 30" (76cm) to 48" (122cm) Wide

SD-962HL-4A Entry-Type Lever Trim, Non-Handed

NEW



SD 962AR 36A



SD 962HL 4A

SD-962AR-36A

- For exit doors – Allows exit from inside while locked from outside.
- Reversible non-handed design.
- For metal or wood doors up to 1³/₄" (45mm) thick.
- Stainless-steel, 3/4" (19mm) throw latch bolt.
- Deadlocking latch – Prevents the use of credit cards or similar means to open the latch bolt.
- Allen-type 1/4-turn dogging lock – Allows the exit bar to be unlocked for extended periods of time.
- Includes all hardware for typical installations.
- Works with standard external door handle/lock devices such as SD-962HL-4A (see below).
- Heavy-duty steel construction.
- Stainless-steel spring.

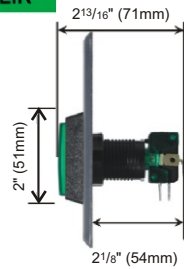
SD-962HL-4A

- Entry-type lock (locks from outside, opens freely from inside).
- SC4, 6-pin lock.
- Two keys included.

Request-to-Exit Plates



PRESIONE PARA SALIR



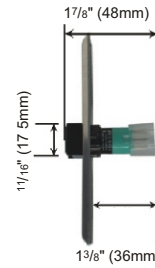
Illum. S.P.D.T.

SD-7202GC-PEQ

- 2" Square green, illuminated, momentary pushbutton.
- NO/NC contact rated 10A@125-250 VAC.
- Includes: "PUSH TO EXIT" & "PRESIONE PARA SALIR" button faces.



PRESIONE PARA SALIR



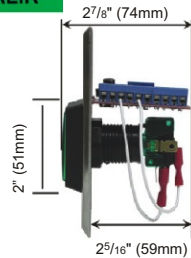
Illum. D.P.S.T.

SD-7103GC-PEQ

- Green, illuminated, momentary pushbutton.
- NO/NC contact rated 5A@125-250 VAC.
- Includes: "PUSH TO EXIT" & "PRESIONE PARA SALIR" button faces.



PRESIONE PARA SALIR




Illum. Timer S.P.D.T.

SD-7202GC-PTQ

- 2" Square green, illuminated, momentary pushbutton.
- NO/NC contact rated 3A@120VAC/24VDC.
- Includes: "PUSH TO EXIT" & "PRESIONE PARA SALIR" button faces.
- Built-in timer (1-180 s).
- Buzzer output for audio status.



PRESIONE PARA SALIR



Illum. Timer S.P.D.T.

SD-7103GC-PTQ

- Green, illuminated, momentary pushbutton.
- NO/NC contact rated 3A@120VAC/24VDC.
- Includes: "PUSH TO EXIT" & "PRESIONE PARA SALIR" button faces.
- Built-in timer (1-180 s).
- Buzzer output for audio status.



S.P.S.T.


SD-7101KBPE1Q

- Black momentary pushbutton switch with ring guard.
- N.C. contact rated 1A@125VAC.
- "EXIT" and "SALIDA" silk-screened on plate.

S.P.S.T.

SD-7101RAEX1Q

- Red momentary pushbutton switch with ring guard.
- N.O. contact rated 1A@125VAC.
- "EXIT" and "SALIDA" silk-screened on plate.




NEW

S.P.S.T.

SD-7201KBQ

- Black momentary pushbutton switch with ring guard.
- N.C. contact rated 1A@125VAC.

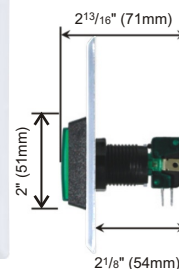


NEW

D.P.S.T.

SD-7217GWQ

- Green, 1 1/2" dia., mushroom-cap pushbutton.
- NO/NC contact rated 5A@125VAC.
- White plastic plate to match décor of certain rooms/walls.



NEW

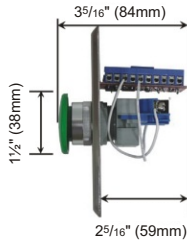
Illum. S.P.D.T.

SD-7223GW-LQ

- 2" Square green, illuminated, momentary pushbutton.
- NO/NC contact rated 10A@125-250 VAC.
- Includes: "PUSH TO EXIT" & "PRESIONE PARA SALIR" button faces.
- White plastic plate to match décor of certain rooms/walls.

-All SECO LARM R T E Plates are available in white as well as without printing (blank). Customized printing is available. Contact SECO LARM for details.-


Request-to-Exit Plates



S.P.D.T.

SD-7201GA-PT1


- Green, 1½" dia., mushroom-cap pushbutton.
- NO/NC contact rated 3A@120VAC/24VDC.
- "EXIT" and "SALIDA" silk-screened on plate.
- Built-in timer (1~180 sec).
- Buzzer output for audio status.



D.P.S.T.

SD-7201GC-PE1


- Green, 1½" dia., mushroom-cap pushbutton.
- NO/NC contact rated 5A@125VAC.
- "EXIT" and "SALIDA" silk-screened on plate.



D.P.D.T.

SD-7201GF-PE1


- Green, 1½" dia., mushroom-cap pushbutton.
- D.P.D.T. switch. Two N.O. and two N.C. contacts rated 5A@125VAC.
- "EXIT" and "SALIDA" silk-screened on plate.



D.P.S.T.

SD-7201RC-PE1

- Red, 1½" dia., mushroom-cap pushbutton.
- NO/NC contact rated 5A@125VAC.
- "EXIT" and "SALIDA" silk-screened on plate.




NEW

Illum. D.P.S.T.

SD-7251GCEX1Q

- Green, 1½" dia., illuminated, mushroom-cap pushbutton.
- NO/NC contact rated 5A@125VAC.
- "EXIT" and "SALIDA" silk-screened on plate.



NEW

RF Wireless Pushbuttons

- For a full line of RF wireless Request-To-Exit pushbuttons, see page 30.



NEW

D.P.S.T. Timer


SD-7113-GSP

- Green, 1½" dia., mushroom-cap pushbutton.
- NO/NC contact rated 5A@125VAC.
- "EXIT" and "SALIDA" silk-screened on plate.
- Equipped with a pneumatic timer (2~60 sec).

D.P.S.T. Timer

SD-7213-GSP

- Similar to SD-7113-GSP, but single-gang.



NEW

D.P.S.T. Timer

SD-7173-SSP

- Stainless-steel, 1/4" dia. pushbutton.
- NO/NC contact rated 5A@125VAC.
- "EXIT" and "SALIDA" silk-screened on plate.
- Equipped with a pneumatic timer (2~60 seconds).

D.P.S.T. Timer

SD-7273-SSP

- Similar to SD-7173-SSP but single-gang.



Wireless RF Request-to-Exit Plates

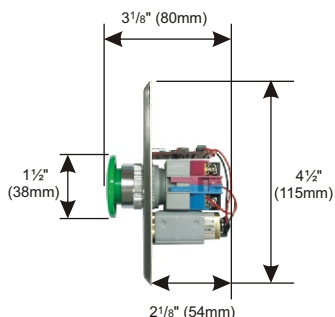
SD-8201GTPE1Q Single-Gang, 1½" (38mm) Diameter, Mushroom-Cap Pushbutton **NEW**

SD-8202GT-PEQ Single-Gang, 2" (51mm) Square Illuminated Pushbutton **NEW**

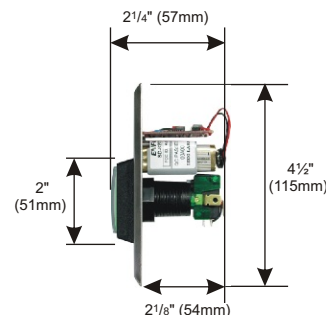
SD-8103GT-PEQ Slimline, Small Illuminated Pushbutton **NEW**



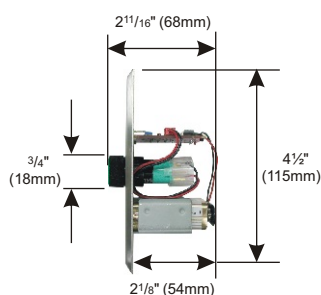
Access



SD 8201GTPE1Q



SD 8202GT PEQ



SD 8103GT PEQ

- Ideal for hard-to-wire installations such as in cement walls or brick buildings.
- Built-in RF transmitter:
 - Powered by 9VDC (battery included).
 - Operates at 315MHz and up to 50ft (15m).
 - Over 68 billion (6.8×10^{10}) possible codes.
 - Compatible with all SECO-LARM receivers.
 - LED to indicate RF transmission and low battery: Blue: Normal Operation, Red: Low Battery

"No Touch" Request-to-Exit Plates

SD-9163-KSVQ Outdoor "No Touch" Slimline Plate with Mechanical Override Button **NEW**

SD-9263-KSVQ Outdoor "No Touch" Single-gang Plate with Mechanical Override Button **NEW**

SD-9163-KSQ Outdoor "No Touch" Slimline Plate **NEW**

SD-9263-KSQ Outdoor "No Touch" Single-gang Plate **NEW**



SD 9163 KSVQ SD 9263 KSVQ SD 9163 KSQ SD 9263 KSQ

SD-9163-KSVQ

- Outdoor slimline "No-Touch" sensor.
- Adjustable sensing range and delay time.
- Mechanical override button.

SD-9263-KSVQ – Similar to SD-9163-KSVQ, but single-gang.

SD-9163-KSQ – Similar to SD-9163-KSVQ, but without mechanical override button.

SD-9263-KSQ – Similar to SD-9263-KSVQ, but without mechanical override button.

"No Touch" Request-to-Exit Plates

SD-927PKC-NEQ	IR "No Touch" RTE Stainless-Steel Plate (English)	NEW
SD-927PKC-NFQ	IR "No Touch" RTE Stainless-Steel Plate (French)	NEW
SD-927PKC-NSQ	IR "No Touch" RTE Stainless-Steel Plate (Spanish)	NEW
SD-927PWCQ	IR "No Touch" RTE Plastic Plate (English, French & Spanish)	NEW



SD 927PKC NSQ

SD 927PKC NFQ



SD 927PKC NEQ



SD 927PWCQ

SD-927PWCQ incorporates a white plastic faceplate to match the décor of many walls.

Six decals included:

**NO TOUCH
EXIT
SALIDA
SIN TOCAR
SORTIE
SANS CONTACT**

SECO-LARM's "No Touch" Request-To-Exit Sensors use IR technology to open a door or activate a device with the simple wave of a hand. The trigger distance is up to 4" (10cm). Since they are no touch, these sensors are ideal for use in hospitals, clinics, labs, cleanrooms (to reduce the risk of contamination), schools, factories, or offices (anywhere an easy way to exit is required).

- "No Touch" – Just wave a hand in front of the sensor.
- Sensing range up to 4" (100mm). Range is 2" (50mm) for SD-927PWCQ.
- Selectable LED color, turns from red to green or green to red.
- Reduces the risk of cross contamination.
- Easy and clean operation.
- Reliable IR technology senses motion.
- Durable, stainless-steel, single-gang plate.
- Quick-connect screwless terminal block.
- SPDT 3 Amp relay output.

Optional Point-of-Sales Displays – Display ad available in English or Spanish, which includes a working demonstration sensor.




(AD DBO SD927E)



(AD DBO SD927S)

Specifications	SD-927PKC-NxQ	SD-927PWCQ
Operating voltage	12VDC	
Relay type	Form C dry contact, 3A@12VDC	
Response time	10ms	
Output time	0.5s or as long as unit is triggered	
Sensing range	4" (100mm)	2" (50mm)
Operating temperature	4°~131° F (20°~55° C)	
Weight	3 oz (85g)	
Dimensions	4 1/2" x 2 3/4" x 1 1/16" (115x70x27 mm)	


Request-to-Exit Plates – Vandal Resistant




- D.P.S.T.**
SD-7104SGEX1Q
- Vandal-resistant, 1/2" dia., stainless-steel pushbutton.
 - NO/NC contact rated 5A@250VAC.
 - "EXIT" and "SALIDA" silk-screened on plate.



- D.P.S.T.**
SD-7204SGEX1Q
- Vandal-resistant, 1/2" dia., stainless-steel pushbutton.
 - NO/NC contact rated 5A@250VAC.
 - "EXIT" and "SALIDA" silk-screened on plate.



- Illum. D.P.S.T.**
SD-7175SGEX1Q
- Vandal-resistant, 1/2" dia., illuminated momentary pushbutton.
 - 2-Color illuminated red/green LED (12VDC).
 - NO/NC contact rated 5A@250VAC.
 - "EXIT" and "SALIDA" silk-screened on plate.



- Illum. D.P.S.T.**
SD-7275SGEX1Q
- Vandal-resistant, 1/2" dia., illuminated momentary pushbutton.
 - 2-Color illuminated red/green LED (12VDC).
 - NO/NC contact rated 5A@250VAC.
 - "EXIT" and "SALIDA" silk-screened on plate.

Request-to-Exit Key Switch Plates

SD-72051-V0 Momentary (N.C., turn to open, pre-wired) Switch, Single Gang

SD-71051-V0 Momentary (N.C., turn to open, pre-wired) Switch, Slimline

SD-72002-V0 Shunt (N.C., turn to open, pre-wired) Switch, Single Gang

SD-71002-V0 Shunt (N.C., turn to open, pre-wired) Switch, Slimline



Single Gang
SD-72051-V0
SD-72002-V0

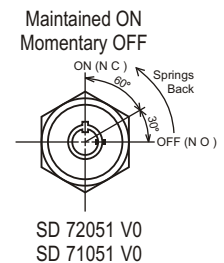


Slimline
SD-71051-V0
SD-71002-V0

Keylock Switch Types:

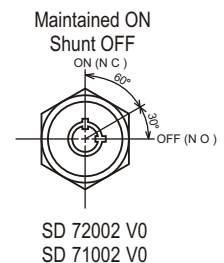
SD-72051-V0
Momentary Switch, Single-Gang Plate

- SD-71051-V0**
Momentary Switch, Slimline Plate
- Stainless-steel plate.
 - Includes shunt ON, momentary OFF (N.C., turn to open, pre-wired) spring-loaded keylock switch.
 - Switch is maintained ON, springs back from OFF.
 - Key is removable from the ON position only.



SD-72002-V0
Shunt Switch, Single-Gang Plate

- SD-71002-V0**
Shunt Switch, Slimline Plate
- Stainless-steel plate.
 - Includes maintained ON/OFF, (N.C., turn to open, pre-wired) keylock switch.
 - Switch can be left ON or OFF.
 - Key is removable from the ON or OFF position.




Specifications	
Contact Rating	1A@12VDC
Replacement Keys	SS 090KN 0

Tubular Key Lock Switches

SS-090

Shunt On/Off
Two Terminals, SPST


- Maintained ON/OFF, key removable from both ON and OFF positions.
- Commonly used as ON/OFF switch to arm/disarm alarm or shunt zone.
- Replacement keys available. See chart below.



SS-095

Momentary On/Shunt Off
Two Terminals, SPST


- Maintained OFF, springs back from ON, key removable from OFF position only.
- Commonly used for momentary arm/disarm alarm inputs or other applications requiring high-security momentary ON.
- Replacement keys available. See chart below.



SS-090-1

Shunt On/Off
Two Terminals, SPST


- Maintained ON/OFF, key removable from OFF position only.
- Commonly used in situations which require return of key to ensure device is turned OFF.
- Replacement keys available. See chart below.



SS-092-2

Shunt On/Off, Off/On
Four Terminals, Dual SPST

- Two switches, one always ON while the other is OFF.
- Connect terminals 1 & 2 for SPDT contact.
- Use to arm/disarm car alarms and break starter circuit.
- Replacement keys available. See chart below.



Note: Please specify key number when ordering.
Please see below.

Keylock Model Number Chart (Only below key #'s are available)

SS-090	SS-095	SS-090-1	SS-092-2	SS-090KN	Key #
SS 090 2H0	SS 095 1H0	SS 090 1H0	SS 092 2H0	SS 090KN 0	1300
SS 090 2H1	SS 095 1H1	SS 090 1H1		SS 090KN 1	1301
SS 090 2H2	SS 095 1H2			SS 090KN 2	1302
SS 090 2H3	SS 095 1H3			SS 090KN 3	1303
SS 090 2H4	SS 095 1H4			SS 090KN 4	1304
SS 090 2H5	SS 095 1H5			SS 090KN 5	1305
SS 090 2H6	SS 095 1H6			SS 090KN 6	1306
SS 090 2H7	SS 095 1H7			SS 090KN 7	1307
SS 090 2H8	SS 095 1H8			SS 090KN 8	1308
SS 090 2H9	SS 095 1H9			SS 090KN 9	1309
SS 090 2HX	SS 095 1HX			SS 090KN X	1310

SS-090KN

Spare Keys



- Replacement keys for the above tubular key lock switches. Eleven different key numbers available (1300-1310).
- See chart for information on which key numbers are available for each key lock and the correct key lock part number for ordering.

Remote Plates

SS-199

- Stainless-steel slimline plate with 3/4" D-hole.




SS-299

- Stainless-steel single-gang plate with 3/4" D-hole.



Access Control Power Supply

EAP-5D1Q One Output, 5A@12VDC (4.5A@24VDC) NEW



(Batteries not included)

Dimensions: 12⁷/₁₆"x12³/₁₆"x3⁹/₁₆"
(316x310x90 mm)

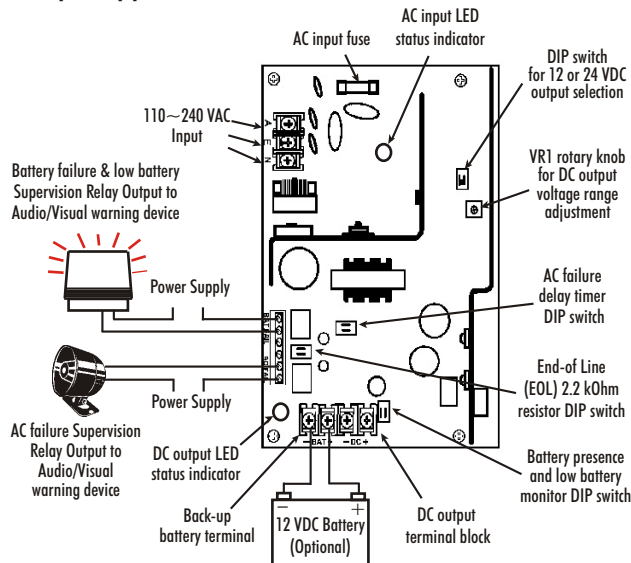
Accessory:

EAP-5D1MQ Power Supply Board NEW



- Same access control power supply board as is used in EAP-5D1Q above.
- Dimensions: 7"x4³/₄"x1³/₄" (178x120x44 mm).

Sample Application:



Features:

- AC power-failure supervision relay.
- Battery-failure supervision relay.
- Selectable 2.2 kOhm End-of-Line (EOL) resistor for AC-failure and battery-failure supervision relays.
- Selectable delay timer (5 seconds, 5 minutes, 5 hours) for AC-failure supervision relay.
- LED overload indicator and automatic shutdown for short-circuit protection.
- Over-current fuse-protected AC input.
- Built-in backup battery charger.
- Automatically switch to backup battery if AC fails.
- Individual AC input and DC output LED status indicators.

Power:

- Field-selectable 12 or 24 VDC output.
- Operating voltage input: 110~240 VAC.
- Adjustable output voltage range (11~15 VDC, 23~26 VDC) to compensate for voltage drops.
- Supply current: 5A@12VDC, 4.5A@24VDC.
- AC input fuse rating 3.15 Amp (glass fuse).
- DC output overload sensing with red LED indicator and automatic shutdown during short circuit.

Enclosure:

- Heavy-duty steel case to protect the power connections.
- Removable steel cover for easy access.
- Ventilation holes to prevent heat buildup.
- Enclosure has enough room for two 7AH batteries.
- 6ft (1.8m) Power cord and battery leads included.
- Dimensions: 12⁷/₁₆"x12³/₁₆"x3⁹/₁₆" (316x310x90 mm).
- Knockout on the cover for optional cam lock.

Specifications	EAP-5D1Q
Output voltage	12 or 24 VDC selectable via DIP switch
Input voltage	110~240 VAC
Adjustable output voltage range	11~15@12VDC setting, via VR switch 23~26@24VDC setting, via VR switch
# of outputs	1
Supply current	5A@12VDC/4.5A@24VDC
AC input fuse rating	3.15A (glass fuse)
LED status indicator	AC input (Green), DC output (Red)
End-of-line resistor (EOL)	Selectable ON (2.2 kΩ) or OFF via DIP switch
AC-failure relay delay timer	Selectable 5s, 5min or 5h via DIP switch
Supervision relays	Contact rating: 3A@24VDC dry relay output

Video Door Phone

DP-121Q Includes One Monitor and One Camera, Black and White **NEW**

DP-121-SQ Additional Monitor **NEW**

DP-121-CQ Additional Camera **NEW**

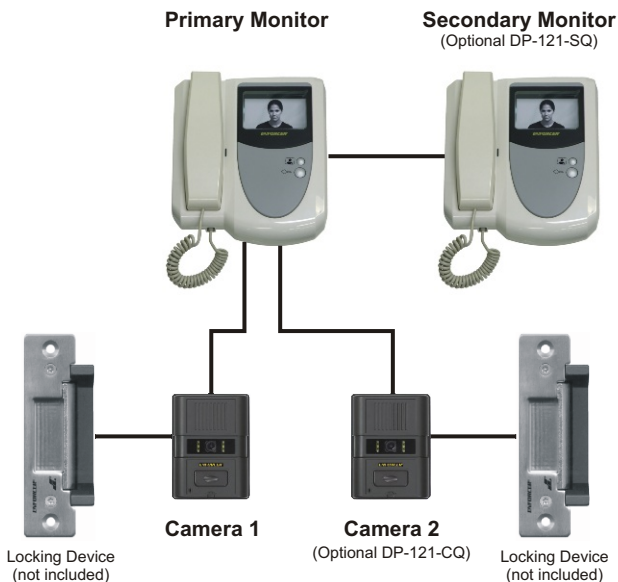


Easily connect an additional monitor and/or an additional camera
 Secondary Monitor: **DP-121-SQ**
 Additional Camera: **DP-121-CQ**

SECO-LARM's Video Door Phone displays an image of the visitor in real time on the phone's monitor, and a built-in microphone and speaker on the camera unit lets users communicate with visitors. Authorized visitors can then be granted entry with the push of a single button.

- Interconnect up to two cameras and two monitors.
- For home or business use.
- Camera has six LEDs for nighttime operation.
- Remotely and securely talk to visitors.
- Remotely unlock doors, gates, etc. from the monitor.
- Simple four-wire connection.
- Easy surface-mount installation.
- Camera and monitor turn on and off with the push of a button.
- Camera and monitor turn off automatically when not in use.
- Adjustable contrast, brightness, and ringer volume.
- LED indicators for power and operation.
- Camera contains a built-in angle adjustment.

Sample Application:



Specification:	Camera
Type	B/W Camera
Chip	CCD
Resolution	380 TV lines
Relay output	1A@12VDC max. dry contact
Lens	3.6mm
Min. illumination	0.8 lux
Weight	8 oz (220g)
Dimensions	5 ¹ / ₄ "x3 ⁵ / ₁₆ "x1 ¹ / ₂ " (134x100x38 mm)

Specification:	Monitor
Display	CRT
Weight	2 lb 8 oz (1.1kg)
Current draw	800mA@15~18 VDC
Power source	15VDC +/- 15%
Dimensions	9 ⁵ / ₈ "x7 ¹¹ / ₁₆ "x3 ¹ / ₈ " (245x196x79 mm)

Full Access

SECO-LARM keypads give your customers the access they need and the features they want: indoor or outdoor, surface or flush mount, single-gang or mullion, illuminated, vandal resistant and rugged.

Surface-Mount Weather Resistant Outdoor Illuminated Keypad



A durable and compact outdoor keypad with single-gang faceplate. Two relay outputs and 110 user codes. Metal keys light up for easy nighttime use.

SK-1123-SQ



Rugged Outdoor Illuminated Keypad



Rugged stainless-steel construction withstands harsh weather conditions. 101 user codes and two Form C relays. A unique dimming function for solar applications. A latched hinge simplifies installation.

SK-3123-SQ

Mullion-Style Outdoor Illuminated Keypad



An outdoor metal keypad with a slim, convenient design. Weather and vandal resistant with 101 user codes and two outputs. Backlit keys for easy nighttime use.

SK-2123-SQ



Flush-Mount Weather Resistant Outdoor Illuminated Keypad



All the functions of the SK-1123-SQ, but for flush-mount applications. Fits a standard back box for easy installation.

SK-1123-FQ


Indoor Entry Level Keypad



A durable, attractive stainless-steel faceplate makes it suitable for indoor security applications. One Form C relay output and 100 user codes.

SK-1011-SQ

Indoor Illuminated Keypad



An illuminated keypad makes it suitable for daytime and nighttime use. Three outputs and 120 user codes.

SK-1131-SQ

ENFORCER®


SECO-LARM®

Phone 949.261.2999 (CA & Int'l)
800.662.0800

Email sales@seco-larm.com
Website www.seco-larm.com

Stand-Alone Proximity Reader

PR-112S-A Tri-color LED Status Bar, Weatherproof, 100-User Capability NEW



Proximity Card Reader



Proximity Card (10 cards included)

The stylish case and small size make the PR-112S-A ideal for use in offices, homes, and apartments. The wave-shaped tri-color LED status bar accents the case design. Simple installation, quick programming, and high reliability make the PR-112S-A ideal for any situation.

- Sealed and weatherproof (IP67).
- Tri-color wave-shaped LED status bar indicates proximity reader's mode and status:
 - **Blue** On/Valid Card Indicator
 - **Green** Programming Mode
 - **Red** Invalid Card
- Output relay for either timed (1 to 180 seconds) or "Toggle" mode.
- Egress input for exiting the protected premises.
- Buzzer for audible confirmation (programmable).
- Up to 100 user cards can be programmed.
- User cards easily deleted. Delete a single card, or all cards.
- Up to five "Master" cards can be programmed.
- 10 Cards included.
- Additional cards available in standard (model # PR-K1S1-A) or key-fob (model # PR-K1K1-AQ) size.

Accessories:

PR-K1S1-A Proximity Cards

- Additional user cards.
- Sold in packages of 10.

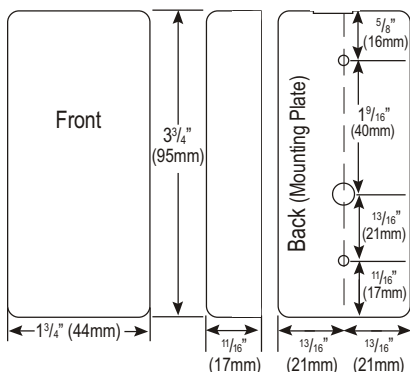


PR-K1K1-AQ Key-Fob Proximity Tags

- Additional user cards, key-fob style.
- Sold in packages of 10.



Dimensions:



Specifications	PR-112S-A
Operating voltage	12VDC
Current draw	Standby: 80mA@12VDC
	Active: 200mA@12VDC
Max. read distance	6" (15cm)
User card limit	100 Cards
Master card limit	5 Cards
Transmit frequency	125 kHz
Output	1 Relay (NO/NC/COM)
Contact rating	1A@30V
Relay time delay	1~180 s or Toggle mode
Operating temp.	4°~158° F (20°~70° C)
Enclosure rating	IP67
Dimensions	3 3/4" x 1 3/4" x 1 1/16" (95x44x17 mm)

Digital Access Keypads

SK-1011-SQ One Output, 100 Users

SK-1131-SQ Three Outputs, 120 Users, Backlit Keypad

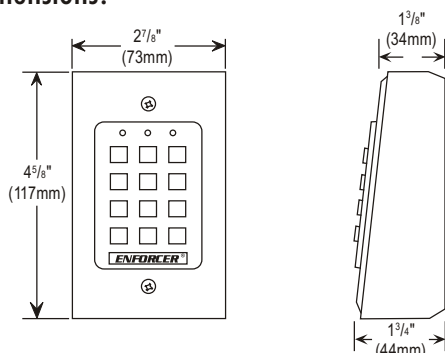


SK-1011-SQ



SK-1131-SQ

Dimensions:



Model Comparison Chart:

	SK-1011-SQ	SK-1131-SQ
Door unlocked announcer	Yes	Yes
Request to exit input	Yes	Yes
Main relay lockout	Yes	Yes
Tamper switch	Yes	Yes
Silent operation	Yes	Yes
Operating voltage	12~24 VAC/VDC	12~24 VAC/VDC
Number of outputs	1	3
Number of users	100	120
Backlit keypad	No	Yes
Mantrap	No	Yes
Door forced open warning	No	Yes
Door propped open warning	No	Yes
Key activation output	No	Yes
Door auto relock	No	Yes
Alarm output	No	Yes
Duress output	No	Yes
LED connections	Fixed internal	External connection*

* LEDs can be wired to show status of external devices such as an alarm control panel.

Shared Features:

- Ideal for access and security applications.
- Code lockout after multiple failed code entries.
- Stainless-steel face, durable and attractive.
- Built-in buzzer for audible confirmation.
- Form C relay output (5A@28VDC).
- Output relay activation buzzer.
- Relay output inhibit control (programmable) – Locks the relay output to prevent user access.
- Auto or manual code-entry checking.
- Egress input – Lets users exit the protected premises without keying in the code.
- Built-in tamper (N.C.) circuit.
- EEPROM memory – Prevents data loss.
- Power – 12~24 VAC/VDC, no need to change jumpers.

Additional Features for SK-1131-SQ:

- Three outputs: Two relays, one transistor.
- Backlit keypad: For easy daytime and nighttime use.
- Mantrap: Ensures only one door can be opened at a time.
- Duress output after multiple failed code entries.
- Door-forced-open warning: Keypad beeps continuously if the door to the protected premises is forced open.
- Door-propped-open warning: Beeps continuously if the door is open after the programmed open time elapses.
- Alarm output: Can trigger an optional alarm control panel if a protected door is forced open or propped open.
- Keypad active output: Activates for 10 seconds when any key on the keypad is pressed.
- Door auto relock: Can relock an open door when the relock time expires or after the door is closed.

Specifications:	SK-1011-SQ	SK-1131-SQ
Operating voltage	12~24 VDC/VAC	
Current draw	Standby	10mA@12VDC
	Key pressed	30mA@12VDC
	Relay output	80mA@12VDC
Relay output	Relay #1	5A@28VDC
	Relay #2	N/A
Transistor ground output	N/A	100mA@24VDC
Egress	N.O. ground	
Door sensor input	N.C. ground	
Weight	6 oz (180g)	7 oz (200g)

Outdoor Digital Access Keypads

SK-1123-SQ 110 Users, Two Relays, Surface Mount **NEW**

SK-1123-FQ 110 Users, One Relay, One Transistor Ground O/P, Flush Mount **NEW**

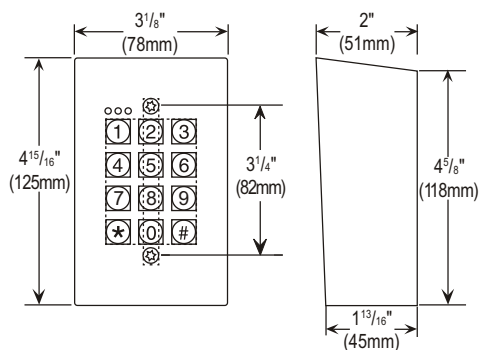


SK-1123-SQ



SK-1123-FQ

Dimensions:



- Each relay can be programmed for momentary (1~999 seconds) or toggle operation.
- Code flexibility: Each code can be 4~8 digits long.
- Egress input for exiting the premises.
- Dual voltage: 12~24 VAC/VDC operation.
- Tamper switch: N.C. Dry contact 3A@12VDC.
- Mantrap: For a protected area with two doors, this feature allows only one door to be open at any time.
- All features are programmed directly from the keypad, eliminating the need for an external programmer.
- Duress output: Signals a silent alarm if an authorized user is forced to open the door under duress.
- Door-forced-open and door-propped-open alarm output.
- Keypad can be programmed to emit beeps for key presses or operate in silent mode.
- Programmable backlight: Always ON, ON when keys are pressed, Always OFF; suitable for solar applications.
- Auto or manual code-entry checking:
 - Auto: No # key required after each code.
 - Manual: # Key must be pressed after every code.
- Anti-Tailgate: Auto-relock to prevent tailgating.

Model Comparison Chart:

	SK-1123-SQ	SK-1123-FQ
Number of users	110	110
Number of outputs	2	2
Number of relays	2	1
Backlit keys	Yes	Yes
Tamper switch	Yes	Yes
Door unlocked annunciation	Yes	Yes
Request to exit input	Yes	Yes
Main relay lockout (inhibit)	Yes	Yes
Mantrap	Yes	Yes
Door forced open warning	Yes	Yes
Door propped open warning	Yes	Yes
Door auto relock	Yes	Yes
Alarm/duress output	Yes	Yes
Key activation output	Yes	No
Type of mounting	Surface	Flush

Specifications:	SK-1123-SQ	SK-1123-FQ	
Operating voltage	12~24 VDC/VAC		
Current draw	Standby	15mA@12VDC	10mA@12VDC
	Key pressed	45mA@12VDC	45mA@12VDC
	Relay output	130mA@12VDC (2 relays)	100mA@12VDC
Relay output	Relay #1	5A@28VDC	5A@30VDC
	Relay #2	1A@28VDC	N/A
Transistor ground output	N/A	100mA@24VDC	
Egress	N.O. ground		
Door sensor input	N.C. ground		
Weight	22 oz (630g)	15 oz (430g)	

Vandal-Resistant Outdoor Keypad

SK-3123-SQ 101 Users, Two Outputs, Rugged Stainless-Steel, Illuminated

NEW



Individual keys are backlit. Entire keypad illuminated for easy nighttime use.

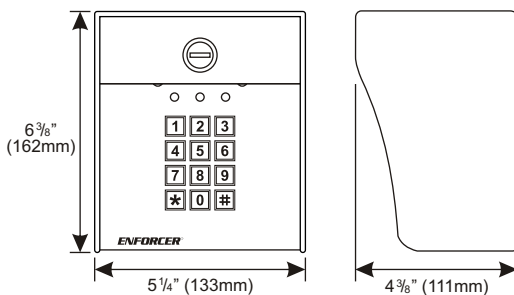


Unique faceplate hinge allows for easy installation.

The ENFORCER SK-3123-SQ is rugged, vandal resistant, and weatherproof, making it ideal for outdoor applications. The keypad can be programmed to operate a fail-safe or fail-secure locking device.

- Over 100 million possible code combinations.
- Code flexibility: Each code can be 2~8 digits long.
- Dual voltage: 12~24 VDC/VAC operation.
- Two Form C relays, each rated at 5A@24VDC.
- Keypad active outputs.
- Individual keys are backlit and entire keypad is illuminated for easy nighttime use.
- All features are programmed directly from the keypad: No need for an external programmer.
- Keypad can be programmed to emit beeps for key presses or operate in silent mode.
- EEPROM memory protects programmed information in case of power loss.
- Tamper switch: N.C. dry contact 3A@12VDC.
- Egress input for exiting the protected premises.
- Rugged stainless-steel construction.

Dimensions:



Specifications		SK-3123-SQ
Current draw	Standby	30mA@12VDC
	Keys lit	75mA@12VDC
	Relay active	125mA@12VDC
Number of outputs		2
Relay output		5A@24VDC, Form C, NO/NC/COM
Additional outputs		Keypad active
Egress		N.O. ground
Inhibit input		N.O. ground
Dimensions		6 3/8" x 5 1/4" x 4 3/8" (162x133x111 mm)
Weight		4 lb 7 oz (2.1kg)

Mullion-Style Weatherproof Stand-Alone Keypads

SK-2323-SDQ 1,010 Users, Two Relay Outputs, Illuminated

NEW

SK-2323-SPQ 1,010 Users, Two Relay Outputs, Illuminated, Built-in Proximity Reader

NEW



SK 2323 SPQ Shown

ENFORCER Mullion-Style Weatherproof Stand-Alone Keypads are rugged, vandal resistant, and weatherproof, making them ideal for outdoor applications.

The SK-2323-SPQ also comes equipped with a built-in proximity reader, allowing it to read proximity cards.

- 12~15 VDC operation.
- Two relay outputs.
- Backlit keys for easy nighttime use.
- All features are programmed directly from the keypad – No need for an external programmer.
- Rugged aluminum construction.
- Weatherproof for outdoor use.
- Dimensions: 6"x1³/₄"x1" (152x44x24 mm).
- Additional user cards also available, model # PR-K1S1-A or PR-K1K1-AQ. See page 35.

Sealed-Housing Stand-Alone Keypads

SK-1323-SDQ 1,010 Users, Two Relay Outputs, Illuminated

NEW

SK-1323-SPQ 1,010 Users, Two Relay Outputs, Illuminated, Built-in Proximity Reader

NEW



SK 1323 SPQ Shown

ENFORCER Sealed-Housing Stand-Alone Keypads are contained in a sealed metal housing, making them suitable for hazardous environments. The SK-1323-SPQ also comes equipped with a built-in proximity reader, allowing it to read proximity cards.

- 12~15 VDC operation.
- Two relay outputs.
- Backlit keys for easy nighttime use.
- All features are programmed directly from the keypad – No need for an external programmer.
- Rugged stainless-steel construction.
- Weatherproof for outdoor use.
- Dimensions: 4³/₄"x3"x7⁷/₈" (120x76x22 mm).
- Additional user cards also available, model # PR-K1S1-A or PR-K1K1-AQ. See page 35.

Free Manuals Download Website

<http://myh66.com>

<http://usermanuals.us>

<http://www.somanuals.com>

<http://www.4manuals.cc>

<http://www.manual-lib.com>

<http://www.404manual.com>

<http://www.luxmanual.com>

<http://aubethermostatmanual.com>

Golf course search by state

<http://golfingnear.com>

Email search by domain

<http://emailbydomain.com>

Auto manuals search

<http://auto.somanuals.com>

TV manuals search

<http://tv.somanuals.com>