

CONNECTION

Placement of the router: ↙

- place the router near your DSL or cable modem.
- place the router near a power source.
- plug the router directly into an AC wall outlet.
- place the router in a good ventilated location.
- avoid placing the router under direct sunlight or close to a heater.
- keep the router away from radios or fluorescent lights.

After making the connections, fire up your game box, put in your favorite game disc, and enjoy your online gaming arena!

NOTE

- To ensure optimum performance, the maximum cable power line length between power line carrier devices should not exceed 328 feet (100 meters). Greater distances can cause signal reduction or data loss.
- You can connect up to twelve universal broadband links as required by your multiple play/connection need. Additional Universal Broadband Links are available at your local RadioShack store.

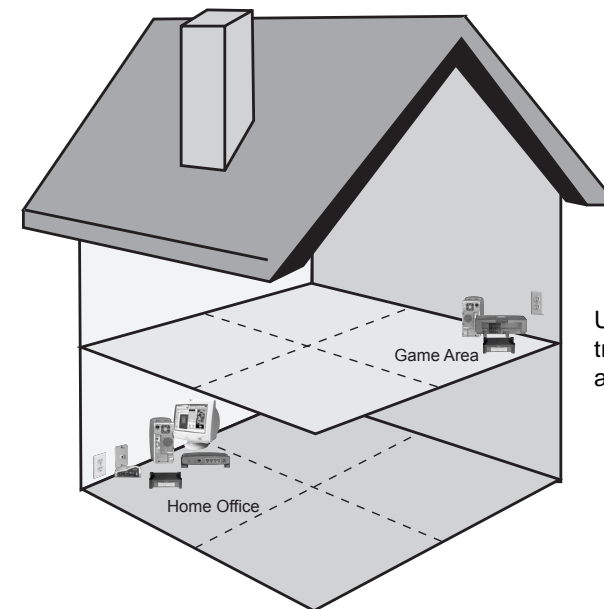

LINK — lights green when there is a secure connection (or link) to a device at any of the ports.

ETH — lights green when an RJ-45 Ethernet cable is connected.

POWER — lights red when the power is turned on. If it does not light, make sure the power cord is securely connected and the power switch is turned on.

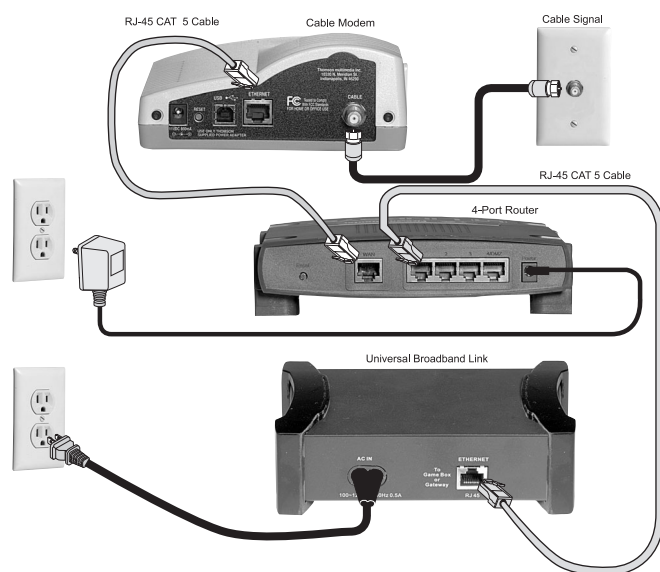
ACT — flashes yellow during data reception or transmission at a port.

COL — flashes orange when a collision occurs on the powerline communication. It lights when the network traffic is heavy.

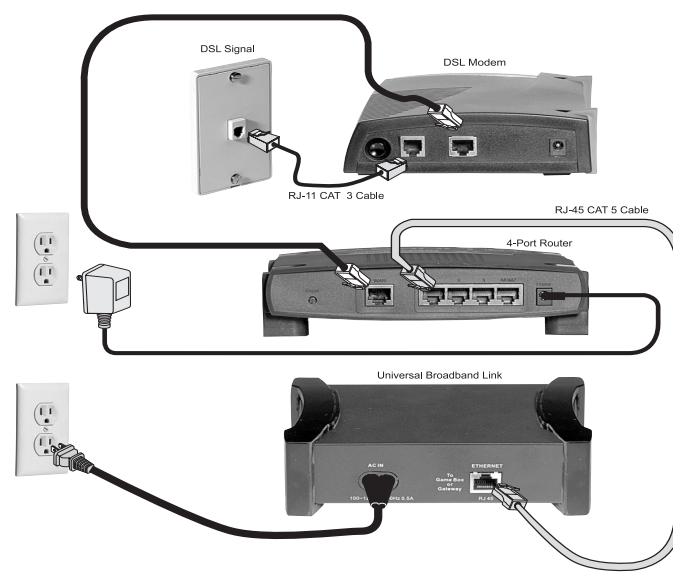


Use your home wired network to transparently connect Internet access throughout your home!

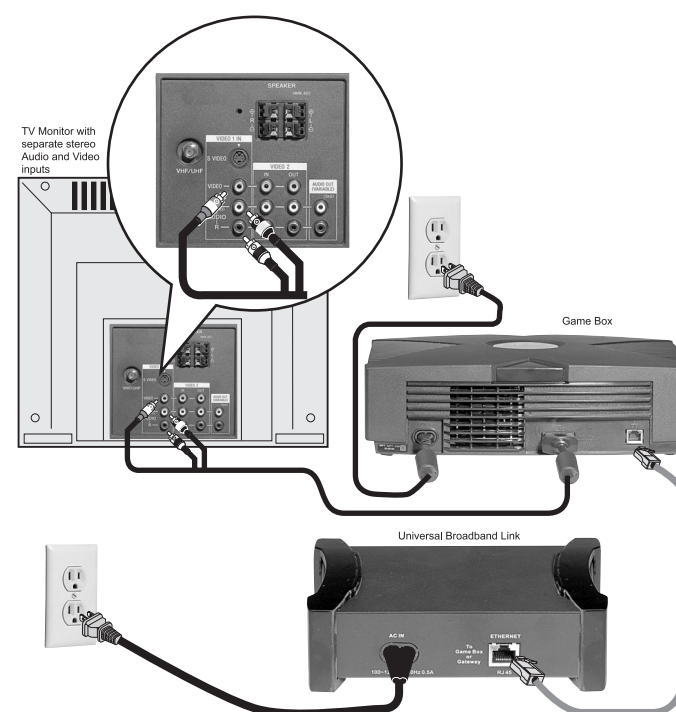
CONNECTING A CABLE MODEM



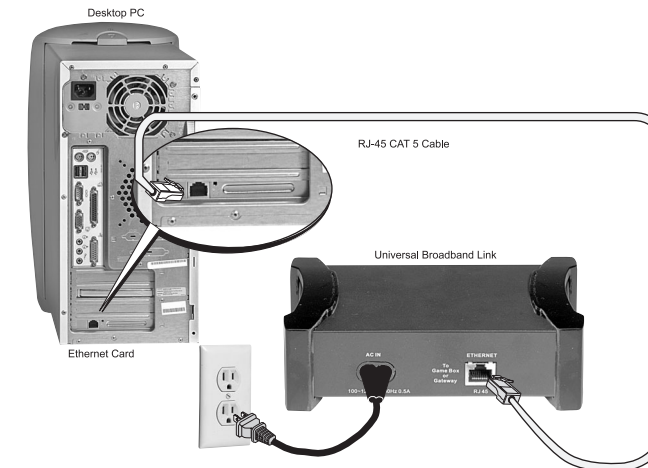
CONNECTING A DSL MODEM



CONNECTING A GAME BOX AND TV



CONNECTING A PC



NOTE

- It is currently not possible to connect to Xbox Live or PS2 with AOL High Speed Broadband provided over DSL or cable networks.
- When the Universal Broadband Link's RJ-45 CAT cable is disconnected from the Xbox then connected to other computer, the cable link can be resumed quickly if the IP setup between the Xbox and computer are the same, otherwise, it takes 5 to 10 minutes to resume cable link. If after waiting 5 to 10 minutes and the cable still cannot be linked, disconnect the Universal Broadband Link's AC Power cord then reconnect and wait several minutes for the cable to resume linking.
- Please disconnect and reconnect the Universal Broadband Link's AC power cord to resume the disabled cable link when:
 - you disconnect the Universal Broadband Link from one computer then connect it to another computer.
 - the computer and Universal Broadband Link have been used for several days continuously.

PACKAGE CONTENTS

Universal Broadband Link Kits

- One for connecting game box (X-Box or PS 2)
- One for connecting Internet gateway (router or cable modem)

CAT5 Ethernet Cables (2)

- One for connecting the universal broadband link to the game box
- One for connecting the universal broadband link to the Internet gateway

AC power cord (2)

SYSTEM REQUIREMENTS

- Windows 98SE/ME/2000/XP or Mac OS X (10) or Linux Ethernet compatible version.
- PC or notebook with Pentium 233 MMX CPU or higher, or Mac Ethernet compatible version, with at least 64 MB RAM.
- Xbox or PS2 game box with one available RJ-45 Ethernet socket.
- High-speed Internet service with cable or DSL modem (provided by your ISP) with one available RJ45 Ethernet socket.
- One extra CAT 5 cable with RJ-45 connectors (not supplied) for connecting router or cable modem to the Internet.
- Xbox or PS2 game box and its Internet connecting kit.
- Internet enabled video game.

IMPORTANT SAFETY INSTRUCTIONS

This product is intended for connection to an AC power line. The following precautions should be taken when using this product.

Read all instructions before installing and operating this product.

Keep all instructions for later reference.

Follow all warnings and instructions marked on the product.

Unplug the AC power cord from the wall outlet before cleaning. Use a damp cloth for cleaning. DO NOT use liquid cleaners or aerosol cleaners.

DO NOT operate this product near water.

This product should never be placed near or over a radiator or heat register.

This product relies on the building's electrical installation for short-circuit (over current) protection.

Ensure that a fuse or circuit breaker no larger than 120 VAC 15A or 240 VAC 6A is used on the phase conductors (all current-carrying conductors).

DO NOT allow anything to rest on the product interconnect cords.

DO NOT locate this product where people may walk on the cords.

Because the Universal broadband link product sends data over power line, it is recommended that you plug directly into a power outlet.





DO NOT plug the device into a UPS or power strip with surge protection.

The universal broadband link has its own power filter for protection against surges.

Only a qualified technician should service this product. Opening or removing covers may result in exposure to dangerous voltage points or other risks.

Unplug the AC power cord from the wall outlet and refer the product to qualified service personnel for the following conditions:

- When the interconnect cords are damaged or frayed.
- If liquid has been spilled into the product.
- If the product has been exposed to rain or water.
- If the product does not operate normally when the operating instructions are followed.
- If the product exhibits a distinct change in performance.

	CAUTION RISK OF ELECTRIC SHOCK DO NOT OPEN		WARNING: To reduce the risk of fire or shock hazard, do not expose this product to rain or moisture.
CAUTION: TO REDUCE THE RISK OF ELECTRIC SHOCK, DO NOT REMOVE COVER OR BACK. NO USER-SERVICEABLE PARTS INSIDE. REFER SERVICING TO QUALIFIED PERSONNEL.			
	The lightning symbol is intended to alert you to the presence of uninsulated dangerous voltage within this product's enclosure that might be of sufficient magnitude to constitute a risk of electric shock. Do not open the product's case.		
	The exclamation symbol is intended to inform you that important operating and maintenance instructions are included in the literature accompanying this product.		

SETTING UP INTERNET GAMING SERVICE

Xbox Live and PS2 do not support dial-up, ISDN, or satellite. You must operate them through a high-speed Internet service provider with DSL or cable modem. For more information about setting up Xbox or PS2 Internet gaming service, check the web site of XBox at www.microsoft.com and the web site of PS2 at www.sony.com.

ONLINE GAMING SERVICE APPLICATION

To apply for an online gaming service account:

- You must be at least 18 years old. If you are under 18, ask your parent's or guardian's permission to sign up for you.
- You must have a major credit card (such as Visa, MasterCard, or American Express).
- You must read and accept the terms of the application.
- Refer to your Internet Service Provider's application instructions and the instructions of the credit cards, gamer tags, and subscription codes to apply an online gaming service account.
- If you intend to install multiple universal broadband links, apply for multi-users service. You can apply for up to eight accounts for each Xbox or PS2 console, but you need an Xbox or PS2 Live Starter Kit for each account.

For more information, check with www.microsoft.com for Xbox, or www.sony.com for PS2.

THE FCC WANTS YOU TO KNOW

This equipment has been tested and found to comply with the limits for a Class B digital device, pursuant to Part 15 of the FCC Rules. These limits are designed to provide reasonable protection against harmful interference in a residential installation. This equipment generates, uses and can radiate radio frequency energy and, if not installed and used in accordance with the instructions, may cause harmful interference to radio communications. However, there is no guarantee that interference will not occur in a particular installation. If this equipment does cause harmful interference to radio or television reception, which can be determined by turning the equipment off and on, the user is encouraged to try to correct the interference by one or more of the following measures:

- Reorient or relocate the receiving antenna.
- Increase the separation between the equipment and receiver.
- Connect the equipment into an outlet on a circuit different from that to which the receiver is connected.
- Consult your local RadioShack store or an experienced radio/TV technician for help.
- If you cannot eliminate the interference, the FCC requires that you stop using your on-line gaming service.

Changes or modifications not expressly approved by RadioShack may cause interference and void the user's authority to operate the equipment.

FCC DECLARATION OF CONFORMITY

This device complies with Part 15 of the *FCC Rules*. Operation is subject to the following two conditions: (1) this device may not cause harmful interference, and (2) this device must accept any interference received, including interference that may cause undesired operation.

Product:	Universal Broadband Link
Model:	25-3187
Responsible Party:	RadioShack 100 Throckmorton Fort Worth, TX 76102
Phone:	817-415-3200

CARE

Keep the link dry; if it gets wet, wipe it dry immediately. Use and store the link only in normal temperature environments. Handle the link carefully; do not drop it. Keep the link away from dust and dirt, and wipe it with a damp cloth occasionally to keep it looking new.

SERVICE AND REPAIR

If your link is not performing as it should, take it to your local RadioShack store for assistance. To locate your nearest RadioShack, use the store locator feature on RadioShack's website (www.radioshack.com), or call 1-800-The Shack (843-7422) and follow the menu options. Modifying or tampering with the link's internal components can cause a malfunction and might invalidate its warranty and void your FCC authorization to operate it.

SPECIFICATIONS

Standards	IEEE 802.3, IEEE 802.3U, HomePlug 1.0
Throughput	Exceeds 4Mbps
Frequency Band	4.3 MHz - 20.9 MHz
Access Methods Supported:	
CSMA	Carrier Sense Multiple Access
CA	Collision Avoidance
Power Line Ports	Power Cord
Ethernet LAN Ports	One 10 BaseT/100 Base TX RJ-45 Port
Operating System	Windows 98 / Me / NT / 2000 / XP / CE and the other Ethernet based device
Power Source	100-120 V AC, 60Hz, 0.5A
Weight	19 oz. (540g)
Dimensions	6 ³ / ₈ x 2 ¹ / ₁₆ x 4 ¹ / ₁₆ in. (161 x 52 x 103 mm)

Limited Ninety-Day Warranty

This product is warranted by RadioShack against manufacturing defects in material and workmanship under normal use for ninety (90) days from the date of purchase from RadioShack company-owned stores and authorized RadioShack franchisees and dealers. EXCEPT AS PROVIDED HEREIN, RadioShack MAKES NO EXPRESS WARRANTIES AND ANY IMPLIED WARRANTIES, INCLUDING THOSE OF MERCHANTABILITY AND FITNESS FOR A PARTICULAR PURPOSE, ARE LIMITED IN DURATION TO THE DURATION OF THE WRITTEN LIMITED WARRANTIES CONTAINED HEREIN. EXCEPT AS PROVIDED HEREIN, RadioShack SHALL HAVE NO LIABILITY OR RESPONSIBILITY TO CUSTOMER OR ANY OTHER PERSON OR ENTITY WITH RESPECT TO ANY LIABILITY, LOSS OR DAMAGE CAUSED DIRECTLY OR INDIRECTLY BY USE OR PERFORMANCE OF THE PRODUCT OR ARISING OUT OF ANY BREACH OF THIS WARRANTY, INCLUDING, BUT NOT LIMITED TO, ANY DAMAGES RESULTING FROM INCONVENIENCE, LOSS OF TIME, DATA, PROPERTY, REVENUE, OR PROFIT OR ANY INDIRECT, SPECIAL, INCIDENTAL, OR CONSEQUENTIAL DAMAGES, EVEN IF RadioShack HAS BEEN ADVISED OF THE POSSIBILITY OF SUCH DAMAGES.

Some states do not allow limitations on how long an implied warranty lasts or the exclusion or limitation of incidental or consequential damages, so the above limitations or exclusions may not apply to you.

In the event of a product defect during the warranty period, take the product and the RadioShack sales receipt as proof of purchase date to any RadioShack store. RadioShack will, at its option, unless otherwise provided by law: (a) correct the defect by product repair without charge for parts and labor; (b) replace the product with one of the same or similar design; or (c) refund the purchase price. All replaced parts and products, and products on which a refund is made, become the property of RadioShack. New or reconditioned parts and products may be used in the performance of warranty service. Repaired or replaced parts and products are warranted for the remainder of the original warranty period. You will be charged for repair or replacement of the product made after the expiration of the warranty period.

This warranty does not cover: (a) damage or failure caused by or attributable to acts of God, abuse, accident, misuse, improper or abnormal usage, failure to follow instructions, improper installation or maintenance, alteration, lightning or other incidence of excess voltage or current; (b) any repairs other than those provided by a RadioShack Authorized Service Facility; (c) consumables such as fuses or batteries; (d) cosmetic damage; (e) transportation, shipping or insurance costs; or (f) costs of product removal, installation, set-up service adjustment or reinstallation.

This warranty gives you specific legal rights, and you may also have other rights which vary from state to state.

RadioShack Customer Relations, 200 Taylor Street, 6th Floor, Fort Worth, TX 76102

12/99



Free Manuals Download Website

<http://myh66.com>

<http://usermanuals.us>

<http://www.somanuals.com>

<http://www.4manuals.cc>

<http://www.manual-lib.com>

<http://www.404manual.com>

<http://www.luxmanual.com>

<http://aubethermostatmanual.com>

Golf course search by state

<http://golfingnear.com>

Email search by domain

<http://emailbydomain.com>

Auto manuals search

<http://auto.somanuals.com>

TV manuals search

<http://tv.somanuals.com>