

## Listening Safely

To protect your hearing when using earphones, set the volume to the lowest setting before you begin listening, then adjust it to a comfortable level. Wearing earphones while driving a car or riding a bicycle can create a traffic hazard and could be illegal in some areas.

## FCC Statement

Your radio might cause TV or radio interference even when it is operating properly. To determine whether your radio is causing the interference, turn it off. If the interference goes away, your radio is causing it. Try to eliminate the interference by:

- Moving your radio from the receiver
- Contacting your local RadioShack store for help

If you cannot eliminate the interference, the FCC requires that you stop using the radio.

**RadioShack**  
A Division of Tandy Corporation  
Fort Worth, TX 76102

5A7

Printed in Hong Kong

# OPTIMUS® Stereo Mate® AM/FM Headset Radio

n 40 mm Diameter Speakers

n External Input Jack

n Extended Bass

n Adjustable Headband

## Owner's Manual

Cat. No. 12-922

## Limited Ninety-Day Warranty

This product is warranted by RadioShack against manufacturing defects in material and workmanship under normal use for ninety (90) days from the date of purchase from RadioShack company-owned stores and authorized RadioShack franchisees and dealers. EXCEPT AS PROVIDED HEREIN, RadioShack MAKES NO EXPRESS WARRANTIES AND ANY IMPLIED WARRANTIES, INCLUDING THOSE OF MERCHANTABILITY AND FITNESS FOR A PARTICULAR PURPOSE, ARE LIMITED IN DURATION TO THE DURATION OF THE WRITTEN LIMITED WARRANTIES CONTAINED HEREIN. EXCEPT AS PROVIDED HEREIN, RadioShack SHALL HAVE NO LIABILITY OR RESPONSIBILITY TO CUSTOMER OR ANY OTHER PERSON OR ENTITY WITH RESPECT TO ANY LIABILITY, LOSS OR DAMAGE CAUSED DIRECTLY OR INDIRECTLY BY USE OR PERFORMANCE OF THE PRODUCT OR ARISING OUT OF ANY BREACH OF THIS WARRANTY, INCLUDING, BUT NOT LIMITED TO, ANY DAMAGES RESULTING FROM INCONVENIENCE, LOSS OF TIME, DATA, PROPERTY, REVENUE, OR PROFIT OR ANY INDIRECT, SPECIAL, INCIDENTAL, OR CONSEQUENTIAL DAMAGES, EVEN IF RadioShack HAS BEEN ADVISED OF THE POSSIBILITY OF SUCH DAMAGES.

Some states do not allow the limitations on how long an implied warranty lasts or the exclusion of incidental or consequential damages, so the above limitations or exclusions may not apply to you. In the event of a product defect during the warranty period, take the product and the RadioShack sales receipt as proof of purchase date to any RadioShack store. RadioShack will, at its option, unless otherwise provided by law: (a) correct the defect by product repair without charge for parts and labor; (b) replace the product with one of the same or similar design; or (c) refund the purchase price. All replaced parts and products, and products on which a refund is made, become the property of RadioShack. New or reconditioned parts and products may be used in the performance of warranty service. Repaired or replaced parts and products are warranted for the remainder of the original warranty period. You will be charged for repair or replacement of the product made after the expiration of the warranty period. *(continued)*

*(continued)*

This warranty does not cover: (a) damage or failure caused by or attributable to acts of God, abuse, accident, misuse, improper or abnormal usage, failure to follow instructions, improper installation or maintenance, alteration, lightning or other incidence of excess voltage or current; (b) any repairs other than those provided by a RadioShack Authorized Service Facility; (c) consumables such as fuses or batteries; (d) cosmetic damage; (e) transportation, shipping or insurance costs; or (f) costs of product removal, installation, set-up service adjustment or reinstallation.

This warranty gives you specific legal rights, and you may also have other rights which vary from state to state.

RadioShack Customer Relations, Dept. W,  
100 Throckmorton St., Suite 600, Fort Worth, TX 76102  
*We Service What We Sell* 3/97

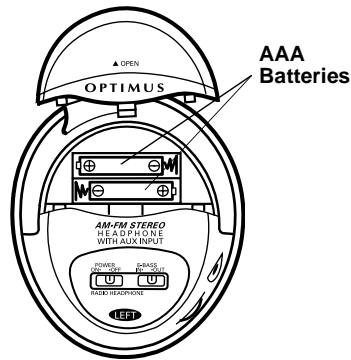
## Caring for Your Radio

To enjoy your radio for a long time:

- Handle it gently.
- Keep it away from dust, moisture, and temperature extremes.
- Clean it with a damp cloth. Do not use harsh chemicals.
- Do not take it apart. If something is wrong with the radio, take it to your local RadioShack store for assistance.

This device complies with Part 15 of *FCC Rules*. Operation is subject to the condition that this device does not cause harmful interference.

## INSTALLING BATTERIES

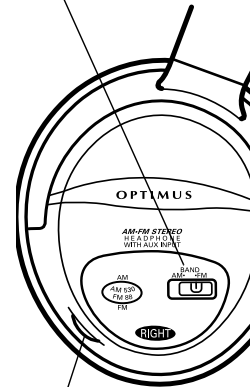


### Cautions:

- Match the polarity symbols (+ and -) marked inside the battery compartment.
- Always use fresh batteries of the required size and recommended type.
- Do not mix old and new batteries, different types of batteries (standard, alkaline, or rechargeable), or rechargeable batteries of different capacities.

## USING THE HEADSET RADIO

**BAND** — slide to select the band.

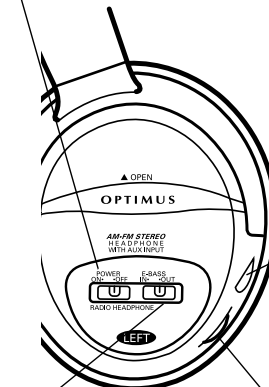


**TUNING** — rotate to select your favorite station.

**POWER** — slide to turn the radio on and off. When set to **OFF/HEADPHONE**, you can listen to an alternate input connected to the **SOURCE** jack.

### Notes:

- The radio automatically switches from monaural to stereo sound when an FM stereo signal is strong.
- **E-BASS** and **VOLUME** have no effect when **POWER** is set to **HEADPHONE**. Use the controls on the CD or cassette player to adjust the sound.

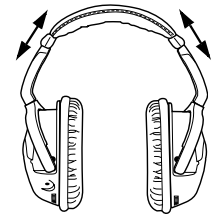


**E-BASS** — slide to **IN** to enhance the bass sound.

**SOURCE** — for connecting an alternate input source, such a CD or cassette player, using a shielded cable with an 1/8-inch phone plug.

**VOLUME** — rotate to adjust the volume (see "Listening Safely").

## ADJUSTING THE HEADBAND



## SPECIFICATIONS

AM .....	530–1710 kHz
FM .....	88–108 MHz
Output Power .....	40 mW + 40 mW
Power Source .....	Two AAA Batteries, Cat. No. 23-555
Alkaline Battery Life .....	About 42 Hours
Weight with Batteries .....	10.6 oz (300 g)

Specifications are typical; individual units might vary. Specifications are subject to change and improvement without notice.

© 1997 Tandy Corporation.  
All Rights Reserved.

RadioShack, Optimus, and Stereo Mate are registered trademarks used by Tandy Corporation

## Free Manuals Download Website

<http://myh66.com>

<http://usermanuals.us>

<http://www.somanuals.com>

<http://www.4manuals.cc>

<http://www.manual-lib.com>

<http://www.404manual.com>

<http://www.luxmanual.com>

<http://aubethermostatmanual.com>

Golf course search by state

<http://golfingnear.com>

Email search by domain

<http://emailbydomain.com>

Auto manuals search

<http://auto.somanuals.com>

TV manuals search

<http://tv.somanuals.com>