

## READ THIS FIRST

We have designed your telephone to conform to federal regulations and you can connect it to most telephone lines. However, each device you connect to the phone line draws power from it. This power draw is the device's *Ringer Equivalence Number*, or REN. The REN is shown on the bottom of your phone.

If you are using more than one phone or other device on the line, add up all the RENs. If the total is more than five (or three in rural areas) your phones might not ring. If ringer operation is impaired, remove one of the devices from the line.

If your phone causes problems on the phone line, the telephone company can disconnect your service. The phone company tries to notify you in advance. If advance notice is not practical, the telephone company notifies you as soon as possible and advises you of your right to file a complaint with the FCC.

The phone company can also make changes to its lines, equipment, operations, or procedures that could affect the phone's operation. The phone company notifies you in advance, so you can take the necessary steps to prevent interruption of your phone service.

## FCC STATEMENT

Your telephone complies with Part 68 of *FCC Rules*. You must, upon request, provide the FCC registration number and the REN to your telephone company. These numbers are shown on the bottom of your phone.

**Note:** You must not connect your telephone to:

- coin-operated systems
- party-line systems
- most electronic key phone systems

## CARE

- Keep the phone dry.
- Handle the phone carefully. Do not drop it.
- Do not use or store the phone in temperature extremes.
- Keep the phone away from dust and dirt.
- Do not modify or tamper with the phone's internal components. Doing so might invalidate the phone's warranty and void your FCC authorization to operate it. If the phone is not operating as it should, take it to your local Radio Shack store for assistance. If the trouble is harming the phone lines, the phone company might ask you to disconnect the telephone until you fix the problem.

### Limited One-Year Warranty

This product is warranted by RadioShack against manufacturing defects in material and workmanship under normal use for one (1) year from the date of purchase from RadioShack company-owned stores and authorized RadioShack franchisees and dealers. EXCEPT AS PROVIDED HEREIN, RadioShack MAKES NO EXPRESS WARRANTIES AND ANY IMPLIED WARRANTIES, INCLUDING THOSE OF MERCHANTABILITY AND FITNESS FOR A PARTICULAR PURPOSE, ARE LIMITED IN DURATION TO THE DURATION OF THE WRITTEN LIMITED WARRANTIES CONTAINED HEREIN. EXCEPT AS PROVIDED HEREIN, RadioShack SHALL HAVE NO LIABILITY OR RESPONSIBILITY TO CUSTOMER OR ANY OTHER PERSON OR ENTITY WITH RESPECT TO ANY LIABILITY, LOSS OR DAMAGE CAUSED DIRECTLY OR INDIRECTLY BY USE OR PERFORMANCE OF THE PRODUCT OR ARISING OUT OF ANY BREACH OF THIS WARRANTY, INCLUDING, BUT NOT LIMITED TO, ANY DAMAGES RESULTING FROM INCONVENIENCE, LOSS OF TIME, DATA, PROPERTY, REVENUE, OR PROFIT OR ANY INDIRECT, SPECIAL, INCIDENTAL, OR CONSEQUENTIAL DAMAGES, EVEN IF RadioShack HAS BEEN ADVISED OF THE POSSIBILITY OF SUCH DAMAGES.

Some states do not allow the limitations on how long an implied warranty lasts or the exclusion of incidental or consequential damages, so the above limitations or exclusions may not apply to you.

In the event of a product defect during the warranty period, take the product and the RadioShack sales receipt as proof of purchase date to any RadioShack store. RadioShack will, at its option, unless otherwise provided by law: (a) correct the defect by product repair without charge for parts and labor; (b) replace the product with one of the same or similar design; or (c) refund the purchase price. All replaced parts and products, and products on which a refund is made, become the property of RadioShack. New or reconditioned parts and products may be used in the performance of warranty service. Repaired or replaced parts and products are warranted for the remainder of the original warranty period. You will be charged for repair or replacement of the product made after the expiration of the warranty period.

This warranty does not cover: (a) damage or failure caused by or attributable to acts of God, abuse, accident, misuse, improper or abnormal usage, failure to follow instructions, improper installation or maintenance, alteration, lightning or other incidence of excess voltage or current; (b) any repairs other than those provided by a RadioShack Authorized Service Facility; (c) consumables such as fuses or batteries; (d) cosmetic damage; (e) transportation, shipping or insurance costs; or (f) costs of product removal, installation, set-up service adjustment or re-installation.

This warranty gives you specific legal rights, and you may also have other rights which vary from state to state.

RadioShack Customer Relations, 200 Taylor Street, 6th Floor,  
Fort Worth, TX 76102

*We Service What We Sell*

04/99

**RadioShack**  
A Division of Tandy Corporation  
Fort Worth, Texas 76102

12A99

Printed in Indonesia

Download from [Www.Somanuals.com](http://Www.Somanuals.com). All Manuals Search And Download.



**RadioShack®**

# ET-195 Standard Wall Mount Phone

- Touch Tone or Pulse Dialing
- Last Number Redial
- Hearing-Aid Compatible

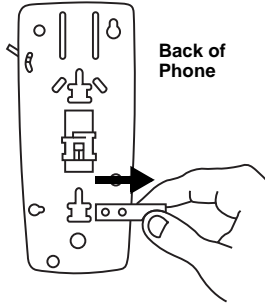
**Owner's Manual**

Cat. No. 43-841 **A** (Ivory)  
43-842 **A** (White)

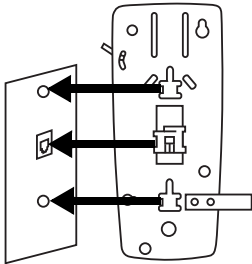
## MOUNTING THE PHONE

You must mount the phone on a wall mount plate. If you do not have a wall mount plate, you can find one at your local RadioShack store.

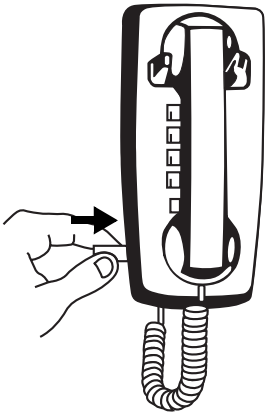
- Slide out the lock lever 2. Place the keyhole slots on the back of the phone.



- Place the keyhole slots over the wall mount plate's studs as you plug the phone's connector into the jack. Then slide down the phone to secure it.



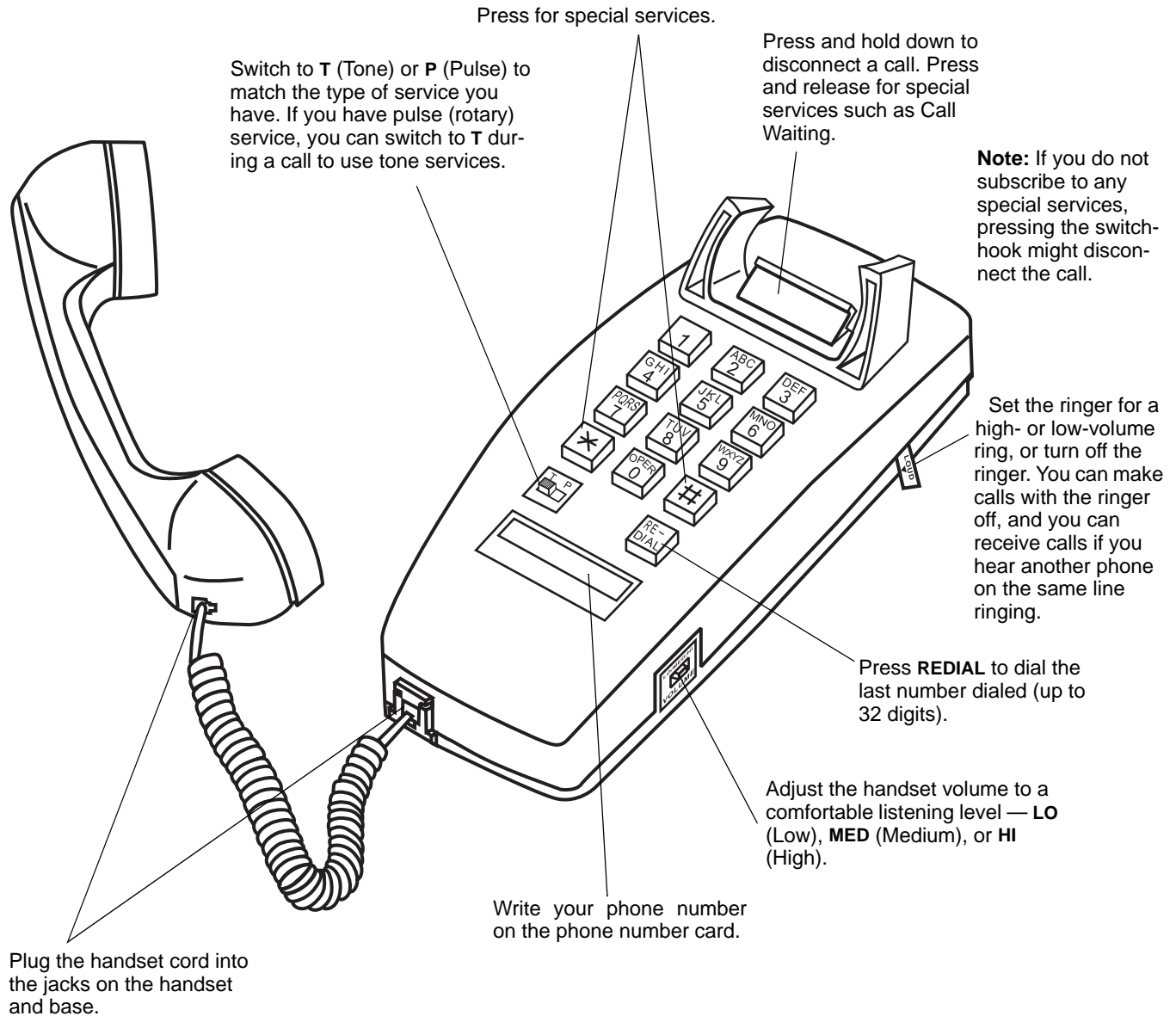
- Slide in the lock lever.



**Note:** The connector slides up as you slide the phone down so the connection is not broken.

**Note:** The USOC number of the jack to be installed is RJ11C.

## USING THE PHONE



This symbol is intended to inform you that parts inside the telephone present a risk of electric shock.

This symbol is intended to alert you to important operating and servicing instructions included in the papers with the telephone.

© 1999 Tandy Corporation.  
All Rights Reserved.

RadioShack is a registered trademark used by Tandy Corporation.

## Free Manuals Download Website

<http://myh66.com>

<http://usermanuals.us>

<http://www.somanuals.com>

<http://www.4manuals.cc>

<http://www.manual-lib.com>

<http://www.404manual.com>

<http://www.luxmanual.com>

<http://aubethermostatmanual.com>

Golf course search by state

<http://golfingnear.com>

Email search by domain

<http://emailbydomain.com>

Auto manuals search

<http://auto.somanuals.com>

TV manuals search

<http://tv.somanuals.com>