

Cat. No. 12-239

OWNER'S MANUAL

Please read before using this equipment.

Weatheradio® Cube



RadioShack®

INTRODUCTION

Your RadioShack Weatheradio Cube receives the weather reports that are broadcast 24 hours a day by the National Weather Service. Most areas in the U.S. have special stations operated by the U.S. Weather Bureau that provide continuous weather information. These stations operate from 162.40 to 162.55 MHz.

Your Weatheradio includes these features.

Instant-On Touch Bar — lets you quickly turn the Weatheradio on or off.

Telescoping Antenna — lets you adjust the Weatheradio for the best reception.

©1999 Tandy Corporation.
All Rights Reserved.

RadioShack and Weatheradio are registered
trademarks used by Tandy Corporation.

DECLARATION OF CONFORMITY

This device complies with Part 15 of the *FCC Rules*. Operation is subject to the following two conditions: (1) this device may not cause harmful interference, and (2) this device must accept any interference received, including interference that may cause undesired operation.

Product:	Weatheradio Cube
Model:	12-239
Responsible Party:	RadioShack 100 Throckmorton Fort Worth, TX 76102
Phone:	817-415-3200

This equipment has been tested and found to comply with the limits for a Class B digital device, pursuant to Part 15 of the *FCC Rules*. These limits are designed to provide reasonable protection against harmful interference in a residential installation. This equipment generates, uses and can radiate radio frequency energy and, if not installed and used in accordance with the instructions, may cause harmful interference to radio communications.

However, there is no guarantee that interference will not occur in a particular installation. If this equipment does cause harmful interference to radio or television reception, which can be determined by turning the equipment off and on, the user is encouraged to try to correct the interference by one or more of the following measures:

-
-
- Reorient or relocate the receiving antenna.
 - Increase the separation between the equipment and receiver.
 - Connect the equipment into an outlet on a circuit different from that to which the receiver is connected.
 - Consult your local RadioShack store or an experienced radio/TV technician for help.

Changes or modifications not expressly approved by RadioShack may cause interference and void the user's authority to operate the equipment.



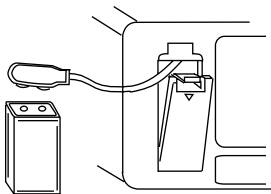
INSTALLING THE BATTERY

The Weatheradio uses one 9-volt battery (not supplied) for power. For the best performance and longest life, we recommend a RadioShack alkaline battery.

Cautions:

- Use only a fresh battery of the required size and recommended type.
- Do not use a rechargeable battery in your Weatheradio.

Follow these steps to install the battery.



1. If the Weatheradio is on, press the top bar to turn it off.
2. Press down the battery compartment cover and lift it off in the direction of the arrow.
3. Install a battery by connecting the battery's terminals to the battery connector, then placing the battery inside the battery compartment. The battery fits only one way.

4. Replace the cover.

When the Weatheradio's reception becomes weak or distorted, replace the battery.

Warning: Dispose of an old battery promptly and properly. Do not burn or bury it.

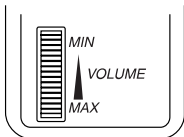
Cautions:

- Always remove an old or weak battery. Batteries can leak chemicals that can destroy electronic parts.
- If you do not plan to use the Weatheradio for several weeks, remove the battery. Batteries can leak chemicals that destroy electronic circuits.

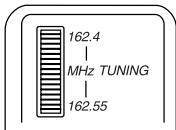
OPERATION

Follow these steps to receive a weather broadcast.

1. Fully extend the telescoping antenna.
2. Press the bar on top of the Weatheradio.
3. Rotate **VOLUME** on the bottom of the Weatheradio to a comfortable listening level.



4. Rotate **TUNING** on the bottom of the Weatheradio for the best reception.



After you adjust the Weatheradio's volume and tuning, turn it over and place it on a flat surface.

To turn off the Weatheradio, press the top bar.

Notes:

- The Weatheradio's typical operating range is up to 45 miles from the broadcast source, depending on the terrain and your location.
- The most popular weather channels operate on frequencies of 162.400, 162.475, and 162.55 MHz; however, if you get interference from another station, adjust **TUNING** as necessary.

CARE

To enjoy your Weatheradio Cube for a long time:

- Keep the Weatheradio dry. If it gets wet, wipe it dry immediately.
- Use and store the Weatheradio only in normal temperature environments.
- Handle the Weatheradio gently and carefully. Don't drop it.
- Keep the Weatheradio away from dust and dirt.
- Wipe the Weatheradio with a damp cloth occasionally to keep it looking new.

Modifying or tampering with the Weatheradio's internal components can cause a malfunction and invalidate its warranty. If

your Weatheradio is not performing as it should, take it to your local RadioShack store for assistance.

NOTES



Limited Ninety-Day Warranty

This product is warranted by RadioShack against manufacturing defects in material and workmanship under normal use for ninety (90) days from the date of purchase from RadioShack company-owned stores and authorized RadioShack franchisees and dealers. EXCEPT AS PROVIDED HEREIN, RadioShack MAKES NO EXPRESS WARRANTIES AND ANY IMPLIED WARRANTIES, INCLUDING THOSE OF MERCHANTABILITY AND FITNESS FOR A PARTICULAR PURPOSE, ARE LIMITED IN DURATION TO THE DURATION OF THE WRITTEN LIMITED WARRANTIES CONTAINED HEREIN. EXCEPT AS PROVIDED HEREIN, RadioShack SHALL HAVE NO LIABILITY OR RESPONSIBILITY TO CUSTOMER OR ANY OTHER PERSON OR ENTITY WITH RESPECT TO ANY LIABILITY, LOSS OR DAMAGE CAUSED DIRECTLY OR INDIRECTLY BY USE OR PERFORMANCE OF THE PRODUCT OR ARISING OUT OF ANY BREACH OF THIS WARRANTY, INCLUDING, BUT NOT LIMITED TO, ANY DAMAGES RESULTING FROM INCONVENIENCE, LOSS OF TIME, DATA, PROPERTY, REVENUE, OR PROFIT OR ANY INDIRECT, SPECIAL, INCIDENTAL, OR CONSEQUENTIAL DAMAGES, EVEN IF RadioShack HAS BEEN ADVISED OF THE POSSIBILITY OF SUCH DAMAGES. Some states do not allow the limitations on how long an implied warranty lasts or the exclusion of incidental or consequential damages, so the above limitations or exclusions may not apply to you.

(Continued)

(Continued)

In the event of a product defect during the warranty period, take the product and the RadioShack sales receipt as proof of purchase date to any RadioShack store. RadioShack will, at its option, unless otherwise provided by law: (a) correct the defect by product repair without charge for parts and labor; (b) replace the product with one of the same or similar design; or (c) refund the purchase price. All replaced parts and products, and products on which a refund is made, become the property of RadioShack. New or reconditioned parts and products may be used in the performance of warranty service. Repaired or replaced parts and products are warranted for the remainder of the original warranty period. You will be charged for repair or replacement of the product made after the expiration of the warranty period.

This warranty does not cover: (a) damage or failure caused by or attributable to acts of God, abuse, accident, misuse, improper or abnormal usage, failure to follow instructions, improper installation or maintenance, alteration, lightning or other incidence of excess voltage or current; (b) any repairs other than those provided by a RadioShack Authorized Service Facility; (c) consumables such as fuses or batteries; (d) cosmetic damage; (e) transportation, shipping or insurance costs; or (f) costs of product removal, installation, set-up service adjustment or reinstallation.

This warranty gives you specific legal rights, and you may also have other rights which vary from state to state.

RadioShack Customer Relations
200 Taylor, 6th Floor, Fort Worth, TX 76102

We Service What We Sell

3/97

RadioShack
A Division of Tandy Corporation
Fort Worth, Texas 76102

811082020A

04A99

Printed in China

Free Manuals Download Website

<http://myh66.com>

<http://usermanuals.us>

<http://www.somanuals.com>

<http://www.4manuals.cc>

<http://www.manual-lib.com>

<http://www.404manual.com>

<http://www.luxmanual.com>

<http://aubethermostatmanual.com>

Golf course search by state

<http://golfingnear.com>

Email search by domain

<http://emailbydomain.com>

Auto manuals search

<http://auto.somanuals.com>

TV manuals search

<http://tv.somanuals.com>