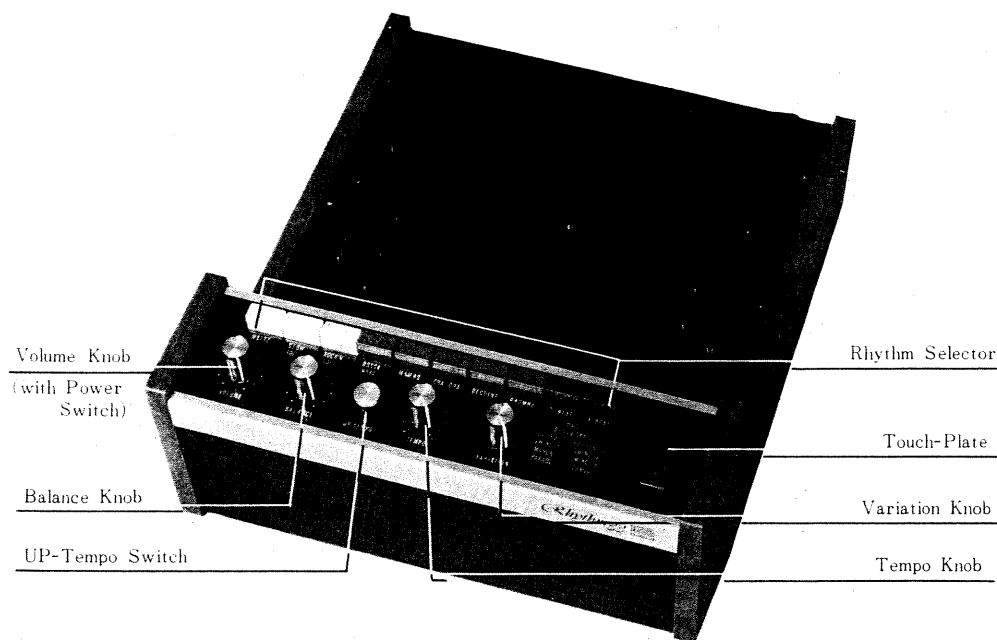


Rhythm 33


ROLAND RHYTHM INSTRUMENT MODEL TR-33



Special Features :

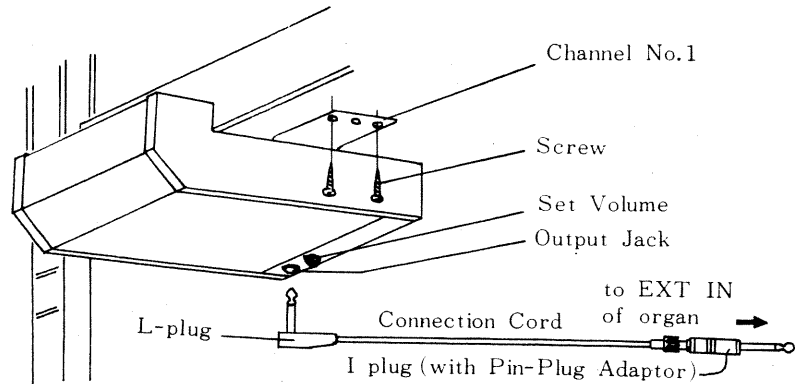
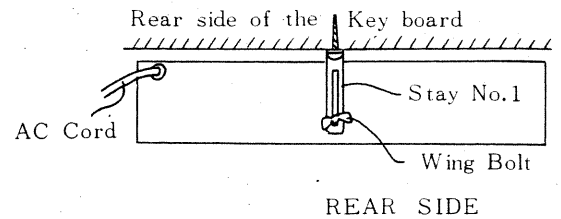
1. Attachment to organ, composing of rhythm section.
2. With a slight touch to the touch-plate, the sound is produced instantly.
3. With up-tempo switch set newly, a variation of tempo can be enjoyed.

 Roland



Place TR-33 under the keyboard on the left side of your organ.

Attachment :



OPERATION :

- ① Turn clockwise the volume knob with the AC power switch and set the switch "ON"
- ② Press one of rhythm selector or beat selector knobs.
- ③ Touch the touch-plate slightly and the corresponding sound is produced.
- ④ Turn the volume control knob to get the proper sound volume.
- ⑤ Adjust the volume with Set Volume knob next the output jack of the rear chassis.
- ⑥ Turn the balance control knob and adjust BASS (Bass Drum) and TREBLE (cymbal and Hi-Hat).
- ⑦ Turn the tempo knob to get the proper tempo speed.

RHYTHM SELECTOR :

The 8 rhythm buttons except 2beat and 4beat buttons have automatic cancel system. So, for example, the button for Waltz is pushed while Mambo is being performed, the button for Mambo is automatically canceled. Notice the speedy tempo of Waltz, Slow Rock.

BEAT SELECTOR and VARIATION

By pushing one of the beat buttons and turning the VARIATION knob, the rhythm indicated by the arrow of the knob can be obtained.

UP-TEMPO SWITCH

Up-tempo switch works remarkably when you want to double the tempo suddenly and enjoy performance. Press the switch "ON" and the tempo will be doubled instantly.

With "OFF" switch pressed, the tempo is restored to the former state.

Up-tempo switch adds interest and pleasure to your performance.

RHYTHM COMBINATION

By combining rhythm selector and beat selector simultaneously, interesting mixed rhythm patterns can be produced. In case of pushing two or more rhythm buttons, be careful to detach fingers simultaneously. When combining Waltz, Slow Rock and others together, three or six-beat rhythm is produced.

Combination of these rhythms will produce interesting rhythms.

RHYTHM PATTERN

Each sound of percussion instruments is identified by the figure of notes on the five lines.

The musical score is organized into two main sections: '2 BEAT' and '4 BEAT'. At the top, a single staff lists percussion instruments: Bass Drum, High Conga, Rim Shot, Craves, Cow Bell, Maracas, Hi-Hat, and Cymbal. Below this, the '2 BEAT' section includes staves for Bass, Bass & Snare, Fox Trot 1, Swing 1, March, and Parade. The '4 BEAT' section includes staves for Bass, Bass & Snare, Fox Trot 2, Swing 2, Swing 3, Tango, Waltz, Slow Rock, Rock'n Roll, Bossanova, Mambo, Cha-Cha, Beguine, and Rhumba. Each staff contains musical notation with notes and 'x' marks representing percussion sounds.

ROLAND RHYTHM MODEL TR-33

SPECIFICATIONS

Rhythm Selector Switch	8
Waltz, Slow Rock, Rock'n Roll, Bossa-Nova, Mambo, Cha-Cha, Beguine, Rhumba	
Beat Selector Switch	2
2-beat, 4-beat	
Variation Knob (6 steps)	1
2-beat.....(Bass Drum, Bass and Snare Drum, Fox Trot 1, Swing 1, March, Parade)	
4-beat.....(Bass Drum, Bass and Snare Drum, Fox Trot 2, Swing 2, Swing 3, Tango)	
Percussion Instrument	10
Bass Drum, Snare Drum, High-Hat, Cymbal, Maracas, Rim-Shot, Cow-bell, High Conga, Low Conga, Claves.	
Control Knob	3
Volume Control (with Power Switch)	
Balance Control (Bass and Treble)	
Tempo Control	
Touch Start Switch	1
UP-Tempo Switch	1
Output Jack (Low Impedance :10K Ω)	1
Set-Volume (used as adjusting output)	1
IC	1
Silicon Transistors	24
Silicon Diodes	86
AC Voltage	: 100V, 117V, 220V, 240V, 50/60Hz
Power Consumption	: 4.9VA
Measurement	: 220 (W) \times 260 (D) \times 120 (H) mm (8.7 (W) \times 10.2 (D) \times 4.75 (H) inch)
Weight	: 3Kgs. (6.6Lbs.)
Accessories	
Connecting Cord 2.5m (with Pin-Plug Adaptor)	1
Metal Accessories	1

PRECAUTION

1. Avoid playing near fluorescent lights, neon lights, transformers and others so that undesirable noises are not created.
2. Avoid using "ROLAND RHYTHM" in high temperature or humid places. Be careful not to let it accumulate dust.

SPECIFICATIONS SUBJECT TO CHANGE WITHOUT NOTICE

Roland®

10270

UPC

10270



18981

Roland®

Free Manuals Download Website

<http://myh66.com>

<http://usermanuals.us>

<http://www.somanuals.com>

<http://www.4manuals.cc>

<http://www.manual-lib.com>

<http://www.404manual.com>

<http://www.luxmanual.com>

<http://aubethermostatmanual.com>

Golf course search by state

<http://golfingnear.com>

Email search by domain

<http://emailbydomain.com>

Auto manuals search

<http://auto.somanuals.com>

TV manuals search

<http://tv.somanuals.com>