



1394a 2+1 Ports PCI Card RC501
User Manual



Overview

The IEEE1394 multimedia connection (also known as Fire Wire by Apple Computer, and iLink by Sony) features hot swapping, high-speed performance, peer to peer communication and daisy chained which can accept up to 63 devices connected simultaneously.

The idea of IEEE1394 standard is all other devices and peripherals that connected outside of PC can simply plug into 1394 port instead of opening case and adding a circuit board. IEEE1394 standard is an important enabling technology for the emerging multimedia market.

Features

- Chipset: VIA VT6307 IEEE 1394 controller
- Data Transfer Rate: 1394a 100/200/400Mbps, OHCI 1.1
- Bus: PCI 2.2 32 bit, 33MHz, 3.3V
- Connector: 1 external 1394 6-pin rear connector & 1 external 1394 4-pin MINI Standard type connector and 1 internal 1394 4-pin connector (for VT6307)
- Supports up to 63 devices.
- Supports devices hot swap.
- MS Windows compatible including DV and SBP-2 drivers, supports all common camcorders, disk drives, printers and scanners with 1394 interfaces.
- Supports Windows 98, Windows 98SE, Windows ME, Windows 2000 & Windows XP

Notes

- The external 1394 connector PORT2 (top-most) shares with the internal connector PORT1. If both connectors are connected to devices, only the device connected to PORT2 will work.

Driver Installation

Windows 98SE

Once the IEEE 1394 Adaptor is installed and the computer is restarted, Windows will detect the board and attempt to install driver for it.

1. New hardware "PCI OHCI Compliant IEEE 1394 Host Controller" found, then click "Next" to continue.



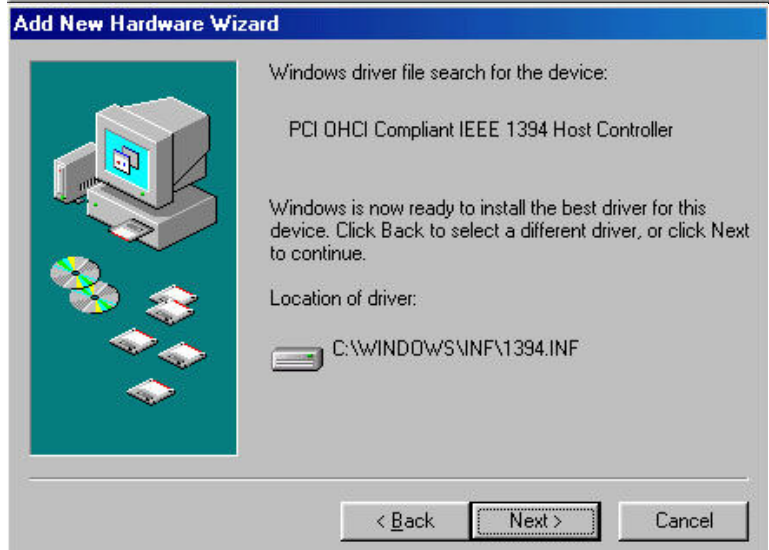
2. After Windows has found the new hardware, Select “Search for the best driver for your device (Recommended)” and click “Next” to continue.



3. Select “Search for the best driver for your device”. Uncheck all boxes and then click “Next”.



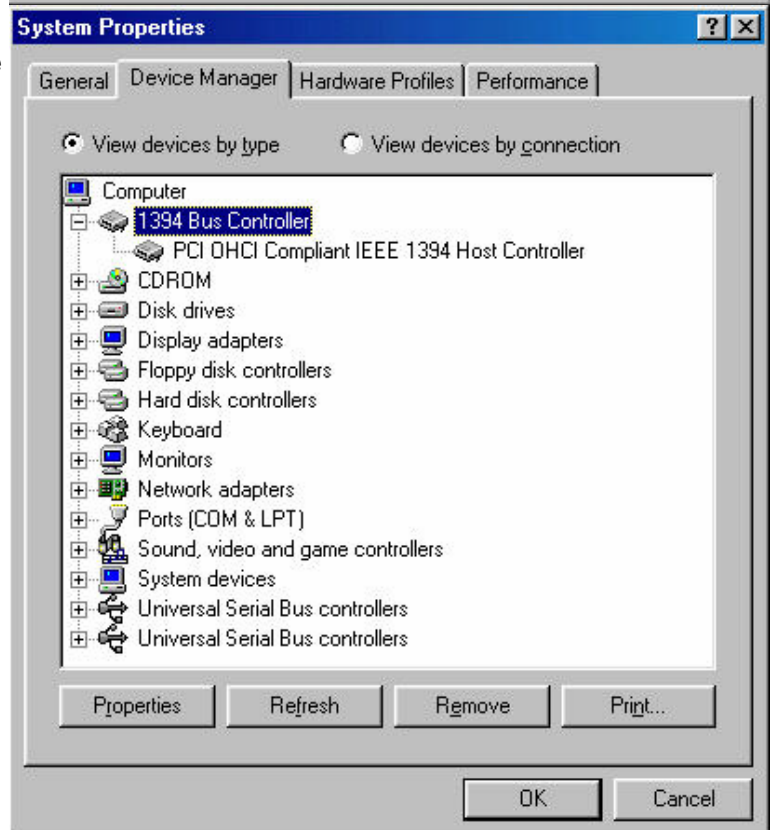
4. Windows is ready to install the driver for the device, and click “Next” to continue installation.



- Windows has finished the driver installation and click “Finish”, then restart your computer



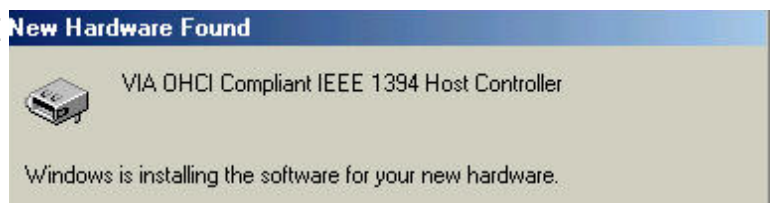
- If the drivers are installed successfully, you will see the following new devices in Device Manager.



Windows ME

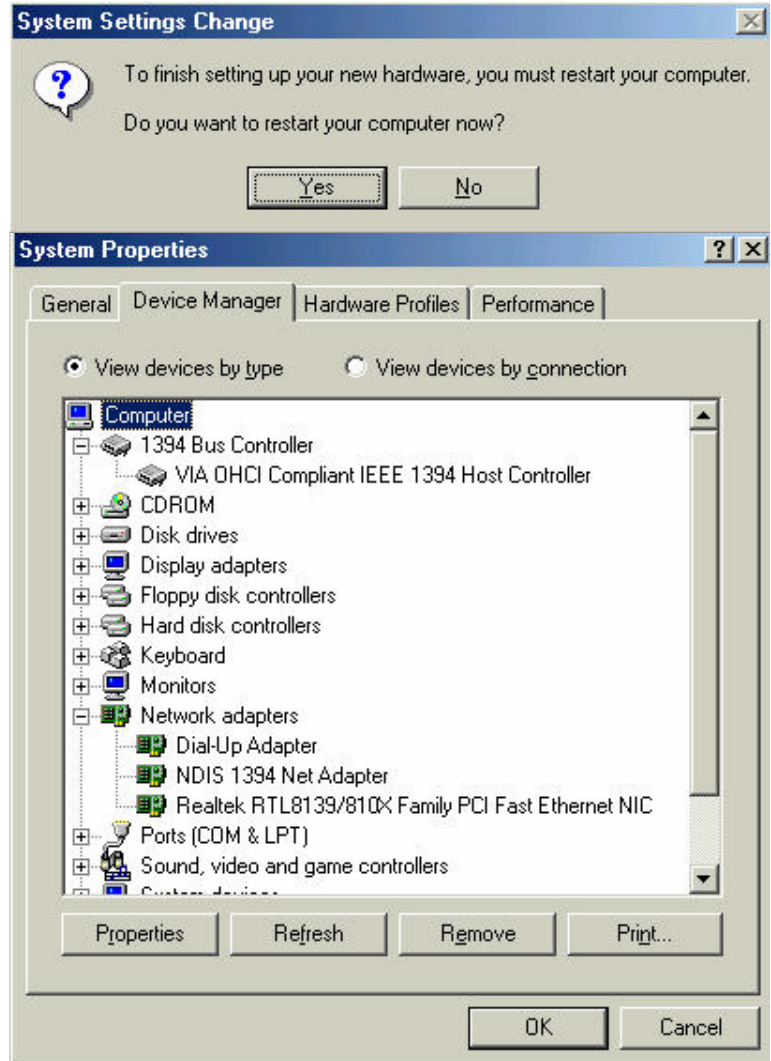
Once the IEEE 1394 Adaptor is installed and the computer is restarted, Windows will detect the board and attempt to install driver for it.

- New hardware “VIA OHCI Compliant IEEE 1394 Host Controller” found, then automatically install the software



2. After Windows completed the installation, Select “Yes” to restart the computer

2. If the drivers are installed successfully, you will see the following new devices in Device Manager.



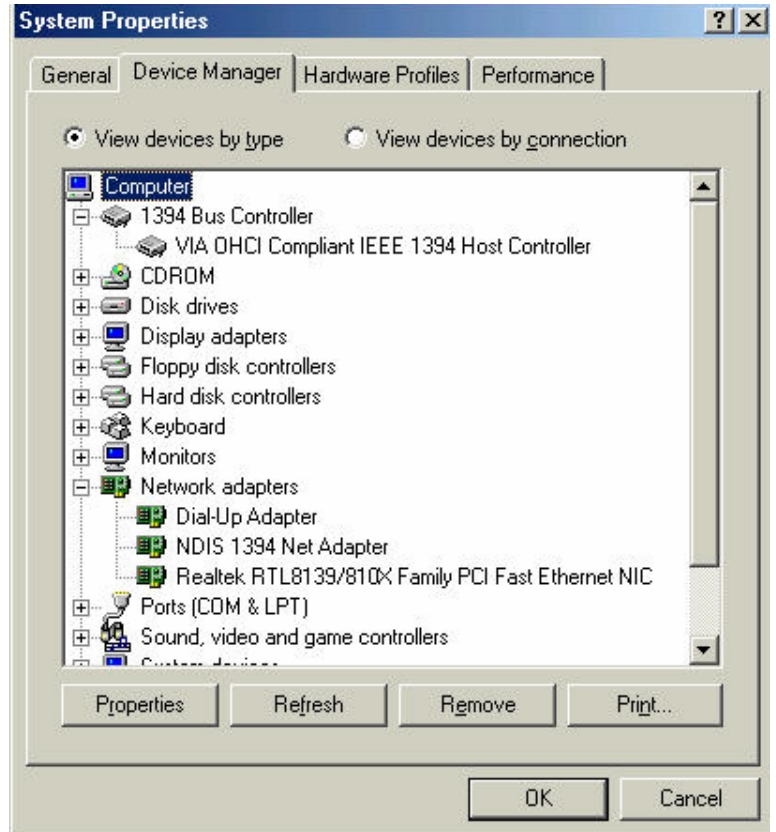
Windows 2000

Once the IEEE 1394 Adaptor is installed and the computer is restarted, Windows will detect the board and attempt to install driver for it.

1. Windows will automatically install the software and found the New hardware “VIA OHCI Compliant IEEE 1394 Host Controller”.



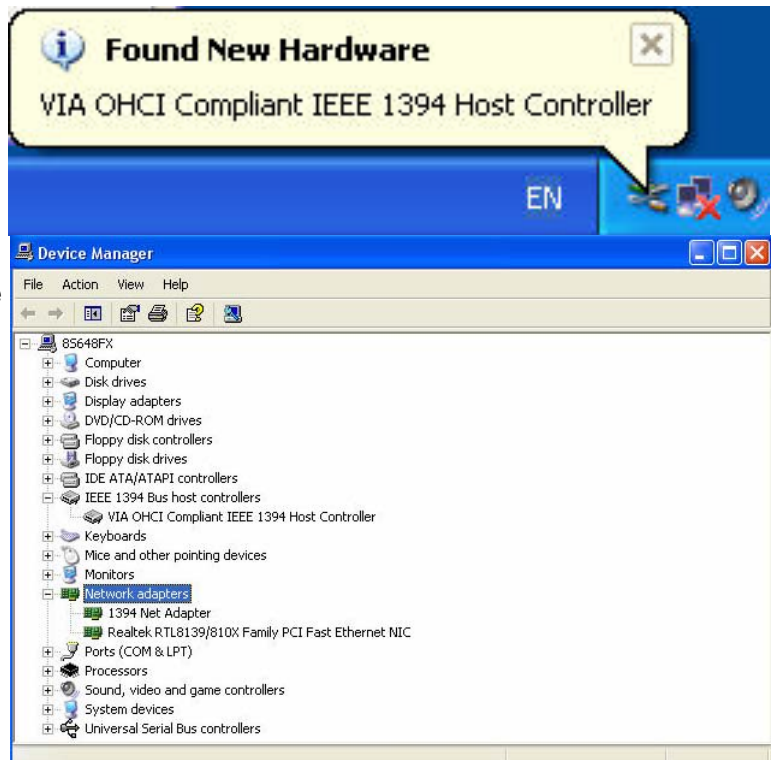
2. If the drivers are installed successfully, you will see the following new devices in Device Manager.



Windows XP

Once the IEEE 1394 Adaptor is installed and the computer is restarted, Windows will detect the board and attempt to install driver for it.

1. Windows will automatically install the driver and found the New hardware "VIA OHCI Compliant IEEE 1394 Host Controller"
2. If the drivers are installed successfully, you will see the following new devices in Device Manager.



Thank you for purchasing a quality Rosewill Product.

Please register your product at : www.rosewill.com/ for complete warranty information and future support for your product.

Free Manuals Download Website

<http://myh66.com>

<http://usermanuals.us>

<http://www.somanuals.com>

<http://www.4manuals.cc>

<http://www.manual-lib.com>

<http://www.404manual.com>

<http://www.luxmanual.com>

<http://aubethermostatmanual.com>

Golf course search by state

<http://golfingnear.com>

Email search by domain

<http://emailbydomain.com>

Auto manuals search

<http://auto.somanuals.com>

TV manuals search

<http://tv.somanuals.com>