



# COOLER RCX-Z940-SL

## USER Manual

[www.rosewill.com](http://www.rosewill.com)

**Thank you for purchasing a High-Quality Rosewill Product.**

Please register your product at : [www.rosewill.com](http://www.rosewill.com)  
for complete warranty information and future support for your product.  
If you have any question while using our products, please visit our website : [www.rosewill.com](http://www.rosewill.com)  
for latest driver & user manual or feel free to contact us at [feedback@rosewill.com](mailto:feedback@rosewill.com)

**Support Email: [techsupport@rosewill.com](mailto:techsupport@rosewill.com)**

# Easy Installation Guide

RCX-Z940-SL

# Rosewill®

## Preparations

Turn off the computer and disconnect all cables. Open the computer to remove any existing cooler carefully. Clean the CPU surface using a tissue to remove any remaining paste .



### Step 1

1

Apply paste to the middle of CPU surface. Use approximately 1/2 of the injection. Keep the paste in the center and do not spread the paste.

### Step 5

5

Attach the Cooler's power plug onto the motherboard's power socket. Close your case properly, reconnect the cables and start your computer.




### Step 4


4

Connect the clip of the coolers on both sides of the black Retention Module hooks.?

While making sure the clips are fixed on the hooks, fasten the levers properly (as shown).



4.1



4.2

### Step 2

2


Align the CPU Cooler until it fits in the Black CPU Socket Cradle in the right position. Ensure that the CPU Cooler's Power cable has enough space to connect to the Power Socket.



### Step 3

3

Twist the cooler slightly in a small angle (as shown by the arrows) to ensure that the paste is spread evenly and no air bubbles are left between the CPU and Cooler surfaces.



My Optimized Design.

Auras is one of the biggest NB cooler designer who gives the total solution for Dell, HP and Apple. RCX-940-SL is the qualified product presented by Rosewill and Auras corporations. Please feel free to visit our website and contact us at [feedback@rosewill.com](mailto:feedback@rosewill.com)



**Enjoy reliability: Rosewill high-performance with silence.**

For your noiseless digital environment, ensure that the acoustic level of other fans is lower than that of the CPU Cooler fan

(for example: system- / power supply / VGA fan).



**Installation Problems?**

Have the product, the box and this manual ready. Contact your place of purchase or email technical support

at [www.rosewill.com.tw](http://www.rosewill.com.tw)

Download from [www.Somanuals.com](http://www.Somanuals.com). All Manuals Search And Download.

## Free Manuals Download Website

<http://myh66.com>

<http://usermanuals.us>

<http://www.somanuals.com>

<http://www.4manuals.cc>

<http://www.manual-lib.com>

<http://www.404manual.com>

<http://www.luxmanual.com>

<http://aubethermostatmanual.com>

Golf course search by state

<http://golfingnear.com>

Email search by domain

<http://emailbydomain.com>

Auto manuals search

<http://auto.somanuals.com>

TV manuals search

<http://tv.somanuals.com>