

Split System Submittal Data



Building Life.

System: 18KS72 Indoor/Outdoor: KS1872/C1872
Wall Mounted Air Conditioner

Job Name: _____
 Location: _____
 Engineer: _____
 Submitted to: _____
 Submitted by: _____
 Reference: _____

Approval: _____
 Date: _____
 Construction: _____
 Unit #: _____
 Drawing #: _____



General Data (at 230V)

Power	V/PH/Hz	230/208/1/60
Circuit Ampacity	(A)	20
Fuse Size, Max.	(A)	20

Compressor		DC Rotary Inverter
No. used		1
R.L. Amps - L.R.	(A)	7 - 17.5
Crankcase Heater	(W)	N/A

Outdoor Unit		
Fan type		Propeller
Dia. (in.) - No. Speeds		16-17/32 - 1
Type Drive - No. Speeds		DC Motor
No. Poles	(RPM)	8 - 820
No. Motors	(W)	50 - 1
CFM	(High)	524
F.L. Amps	(A)	0.5

		Aluminum Fin & Copper Pipe
Coil Type		
Fin Type - Pipe Type		Corrugated Plate - Inner Riffled
Rows - F.P.I.		2 - 21.2
Face Area	(sq.ft.)	5.49
Tube Size	(in.)	9/32"

Indoor Unit		
Fan type		Cross Flow
Dia. & Length (in.) - No. Speeds		3-11/16 33-9/32 - 1
No. Speeds		3 & Auto
No. Poles	(RPM, High)	8 - 1250
No. Motors	(W)	30 - 1
CFM	(Hi/Med/Lo)	523/470/417
Indoor Sound Rating	(Hi) (dB-A)	42
F.L. Amps	(A)	0.3

		Aluminum Plate Fin & Copper Tube
Coil Type		
Fin Type - Pipe Type		Slit Plate - Inner Riffled
Rows - F.P.I.		2 - 19.5
Face Area	(sq.ft.)	3.07
Tube Size	(in.)	9/32"
Drain Connection Size	(in.)	23/32"

Refrigerant		R410A
Lbs. - R410a (outdoor unit)		2.87
Control		Electric Expansion Valve
Connection		Flare
Line Length, Max		100
Lift Difference, Max		50
Line Size	(in. O.D. Discharge)	1/4"
Line Size	(in. O.D. Suction)	1/2"

Dimensions	(in.)	H x W x D
Indoor Unit	(Uncrated)	11-23/32 x 41-15/16 x 8-19/32
	(Crated)	11-3/8 x 44-7/8 x 14-29/32
Outdoor Unit	(Uncrated)	26-3/8 x 34-21/32 x 11-7/32
	(Crated)	29-1/8 x 39-27/32 x 14-31/32

Weight		Indoor	Outdoor
Net	(lbs.)	26.5	90.4
Shipping	(lbs.)	33.1	99.2
Shipping Volume	(cu.ft.)	4.23	9.88

Performance Data @ ARI Standard Conditions (230V)

Cooling		
Total Capacity	(BTU/H)	17,500 (4,000-17,500)
Sensible Capacity	(BTU/H)	13,100
Latent Capacity	(BTU/H)	4,400
SEER		20
Dehumidification	(Pints/H)	4.89
Amps	(A)	7/7.7
Power Inputs	(W)	1,500/1,500 (250-1,500)
Outdoor Sound Rating	(dB-A)	51

➔➔➔ Dimensions

Feature

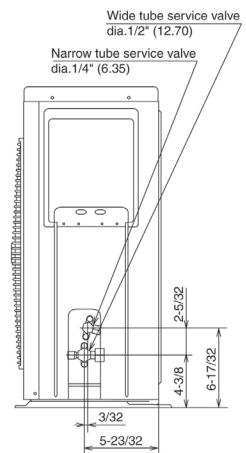
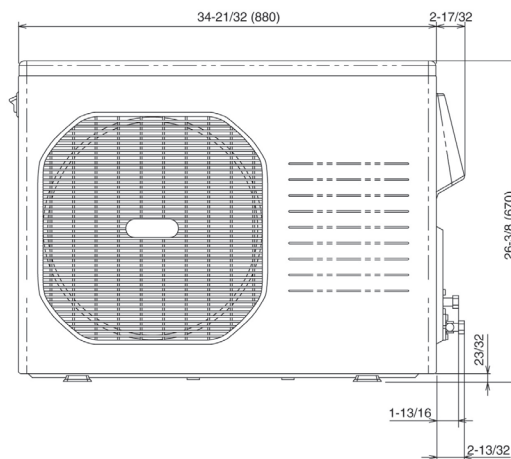
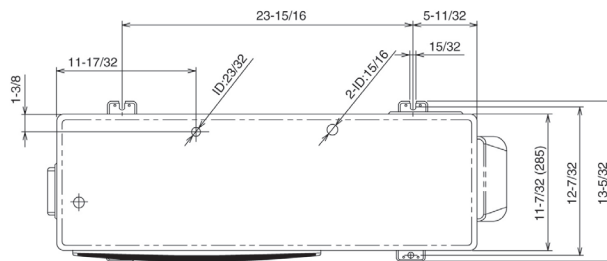
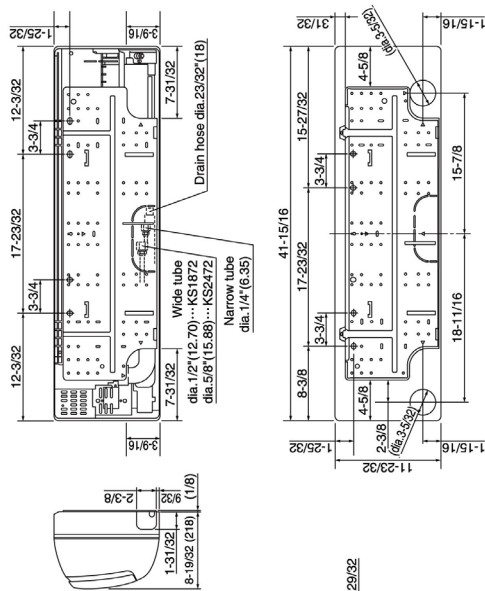
Controls	Microprocessor
Remote Controller	LCD Wireless Type, Temp. Sensor Built In
Temperature Control	IC Thermostat
Timer	24 Hr. Program, 1 Hr. Off
Night Setback	Built-In
Air Louver	Manual
	Automatic
Power Failure Automatic Restart	Built-In
Heating/Cooling Automatic Changeover	N/A
Self-Diagnosis	Built-In
Quiet Operation	Built-In
Air Filter	Washable, Anti-Mold
Ion Generator	Equipped
Air Clean Apatite Filer	Standard

Option

Refrigerant Line Set	Available
Fresh Air Intake	N/A
Air duct Extension	N/A
Indoor Frame Extension	N/A
Condensate Drain Pump	Available
Non-Removeable Remo-con Bracket	Available

Operating Range

		Indoor Air Intake Temp.	Outdoor Air Intake Temp.
Cooling	Maximum	95F DB/71F WB	115F DB
	Minimum	67F DB/57F WB	67F DB



Unit: inch(mm)



Sanyo Commercial Solutions
A Division of SANYO North America
1300 Michael Drive
Wood Dale, IL 60191 USA
www.sanyohvac.com

Free Manuals Download Website

<http://myh66.com>

<http://usermanuals.us>

<http://www.somanuals.com>

<http://www.4manuals.cc>

<http://www.manual-lib.com>

<http://www.404manual.com>

<http://www.luxmanual.com>

<http://aubethermostatmanual.com>

Golf course search by state

<http://golfingnear.com>

Email search by domain

<http://emailbydomain.com>

Auto manuals search

<http://auto.somanuals.com>

TV manuals search

<http://tv.somanuals.com>