

Think GAIA
For Life and the Earth

SANYO

Living

Your 2009 guide to products for the home



SANYO, Piccadilly Circus, London



SANYO Europe LTD, SANYO House, Colonial Way, Watford, Herts, WD24 4PT
TELEPHONE: 01923 246363 EMAIL: INFO.UK.SEL@SANYO.COM WWW.SANYO.CO.UK

Whilst every care is taken to ensure that the details contained within this brochure are correct at the time of printing, they are intended as a guide only and do not constitute an offer.
The SANYO policy is one of continuous improvement so it is possible that alterations to specification and imagery may have occurred since printing.

Modern Living

Providing a simple yet effective way of cooking everything from porridge to pizza, our range of microwave ovens are a must-have for every kitchen.

PRODUCT KEY:



COMBINATION
OVEN



GRILL
OVEN



MICROWAVE
ONLY

A great range of microwaves

The new SANYO range of microwave ovens is available in a variety of sizes and finishes to suit any home. They are the perfect compliment to today's busy family, giving you the flexibility and speed to create a range of dishes.

EM-SL60C   

Family Sized Stainless Steel
Combination Oven with Grill

- 25 Litres (0.9 cu ft)
- 900W Microwave Power
- 1000W Grill
- 1400W Convection Oven
- Stainless Steel Interior/Exterior
- 10 Power Levels
- 7 Auto Menus
- 95 min. Digital Timer
- 2 Combined Grill/Convection
- Child Lock
- External: 510 x 470 x 305 mm
- Internal: 328 x 368 x 206 mm





Quick and healthy meals - at the touch of a button!




EM-SL50G  

Family Sized Stainless Steel Oven with Grill

- 25 Litres (0.9 cu ft)
- Stainless Steel Exterior
- 900W Microwave Power
- 1000W Quartz Grill
- 8 Power Levels
- 99 min. Digital Timer
- Speed & Weight Defrost
- 8 Auto Menus
- Child Lock
- External: 483 x 394 x 281 mm
- Internal: 364 x 341 x 217 mm



EM-SL50S (SOLO OVEN) 

Family Sized Stainless Steel Microwave Oven

- 25 Litres (0.9 cu ft)
- Stainless Steel Exterior
- 900W Microwave power
- 10 Power Levels
- 99 min. Digital Timer
- Speed & Weight Defrost
- 8 Auto Menus
- Child Lock
- External: 483 x 394 x 281 mm
- Internal: 364 x 341 x 232 mm




EM-C6786V   

Full Size Aluminium Touch Control Fan Assisted Oven

- 1.0 cu ft Cavity Space (28 Litres)
- 900W Microwave Power (MAFF E)
- 1000W Grill & 1400W Convection Oven
- 5 Microwave power levels (10%/30%/50%/80%/100%)
- 4 Combined Grill/Convection settings
- Cooking timer
- Defrost Setting (time & weight)
- Child Lock
- 9 Auto Menus including potato, pasta, meat, fish, pizza, bread
- 10 Convection Temperature settings (230C-140C)
- Glass Turntable
- Cavity: 520 X 510 x 335
- Unit: 371 X 332 x 226

A range of ovens to suit your needs



EM-C8787V   

Ultra Large Combination Oven

- 1.2 cu ft (32 Litres)
- 1000W Microwave
- 1100W Grill
- 1400 Convection Oven
- 5 Microwave Power Levels
- 8 Auto Menus
- 230-140C Convection Temp
- 4 Combined Grill/Convection Settings
- External: 519 x 478 x 315 mm
- Internal: 351 x 354 x 249 mm



EM-G3597V  

Family Sized Microwave Oven with Grill

- 23 Litres (0.8 cu ft)
- 900W Microwave Power
- 1000W Quartz Grill
- 8 Power Levels
- 99 min. Digital Timer
- Speed & Weight Defrost
- 8 Direct Access Menus
- Child Lock
- External: 483 x 366 x 281 mm
- Internal: 340 x 320 x 220 mm



EM-S3597V 

Family Sized Microwave Oven

- 23 Litres (0.8 cu ft)
- 900W Microwave Power
- 10 Power Levels
- 99 min. Digital Timer
- Speed & Weight Defrost
- 8 Direct Access Menus
- Child Lock
- External: 483 x 366 x 281 mm
- Internal: 340 x 320 x 220 mm





EM-G4777  

Family Sized Touch Control Oven with Quartz Grill

- 0.9 cu ft Cavity Space (25 Litres)
- 900W Microwave Power (MAFF E)
- 1000W Quartz Grill
- 8 Power Levels
- Grill and Combination Grills
- Speed and Weight Defrost
- 99 Minute Digital Timer
- Digital Clock
- Child Lock Feature
- Delay Start
- Express Cooking
- Memory Cook
- Glass Turntable
- External: 508 x 420 x 310 mm
- Internal: 350 x 330 x 215 mm

User-friendly models

EM-G2567  

Compact Touch Control Oven with Quartz Grill


- 0.7 cu ft Cavity Space (20 Litres)
- 800W Microwave Power (MAFF E)
- 1000W Quartz Grill
- 8 Power Levels
- Grill and Combination Grills
- Speed and Weight Defrost
- 99 Minute Digital Timer
- Digital Clock
- Child Lock Feature
- Delay Start
- Express Cooking
- Memory Cook
- Glass Turntable
- External: 458 x 355 x 295 mm
- Internal: 300 x 284 x 206 mm



Relax. Our microwave range takes the stress out of mealtimes



Slick and Functional

EM-S2298V 

Microwave Oven

- 20 Litres (0.7 cu ft)
- 800W Microwave Power
- Weight adjust cooking
- LED Display
- 12 hrs Clock function
- Auto defrost
- Cooking end signal
- Pull handle door
- External: 262(W) x 452(D) x 370(H) mm
- Internal: 210(W) x 315(D) x 314(H) mm
- Mirror Finish Door



EM-S3577 

Family Sized Touch Control Oven

- 0.9 cu ft Cavity Space (25 Litres)
- 900W Microwave Power (MAFF E)
- 10 Power Levels
- 99 Minute Digital Timer
- Speed and Weight Defrost
- 6 Direct Access Menus ideal for: Frozen Meals, Drinks, Popcorn etc.
- Kitchen Timer
- Child Lock Feature
- Weight Cook (Cook by Weight)
- Glass Turntable
- External: 508 x 420 x 310 mm
- Internal: 350 x 330 x 215 mm



EM-S1567 

Compact Touch Control Oven

- 0.7 cu ft Cavity Space (20 Litres)
- 800W Microwave Power (MAFF E)
- 10 Power Levels
- 99 Minute Digital Timer
- Speed and Weight Defrost
- 6 Direct Access Menus ideal for: Frozen Meals, Drinks, Popcorn etc.
- Kitchen Timer
- Child Lock Feature
- Weight Cook (Cook by Weight)
- Glass Turntable
- External: 458 x 355 x 295 mm
- Internal: 300 x 284 x 206 mm



EM-S1067 

Mechanical Compact Oven

- 0.7 cu ft Cavity Space (20 Litres)
- 800W Microwave Power (MAFF E)
- 6 Power Levels
- 60 Minute Timer/Dual Speed Timer
- Defrost Setting
- Glass Turntable
- External: 458 x 365 x 295 mm
- Internal: 300 x 284 x 206 mm



EM-S1298V 

Compact Touch Control Oven

- 0.6 cu ft Cavity Space (19 Litres)
- 800W Microwave Power (MAFF E)
- 10 Power Levels
- 99 Minute Digital Timer
- Speed and Weight Defrost
- 6 Direct Access Menus ideal for: Frozen Meals, Drinks, Popcorn etc.
- Kitchen Timer
- Child Lock Feature
- Weight Cook (Cook by Weight)
- Glass Turntable
- External: 262 x 350 x 452mm
- Internal: 300 x 284 x 206 mm

Versatile Multifunction Cooker

For those who want healthy meals quickly and simply, the multi-function cooker provides an easy way to create fantastic dishes - just add the ingredients and press the start button - for meals in minutes!

Petit Gourmet ECJ-FS50(SW)

- Titanium-coated extra-thick (4mm) Inner Pot
- LCD clock and 24-hour preset timer
- Multi-menu selection
- 5 cup capacity

- Simple Menu buttons
- Low Power Consumption of 650W/27W (at keep warm)
- Dimension WxDxH: 245 x 290 x 210mm
- Weight: Approx. 3.2kg



Grill, Oven & Toaster in 1

As the name suggests, the grill, oven and toaster provides a multitude of ways to cook almost anything! Large enough for a 10" pizza, yet small enough for your worktop, this appliance is a fab addition to any modern kitchen.

SK-WQ3(S)

- One Touch/Auto-Cooking for Toast and Pizza
- Large space for 10 inch pizza or 3 slices of bread
- Heating with new U-type quartz pipe heater
- Even toasting on both sides with net rack
- A wide glass window for easy viewing

- Temperature control 80 – 260 °C
- Non-stick coated tray
- Detachable crumb tray
- 1300W Power consumption
- Dimension WxDxH: 370 x 318 x 222mm
- Weight: Approx. 3.8kg



Vacuums



With
Mini Turbo
Brush

Bagless Uprights with ease-of-use in mind

Features such as a range of on-board tools and high filtration levels are coupled to our easy to empty dust canister. When the cleaner is ready to empty, simply press a button and the base of the canister opens for quick and hygienic dust disposal.

SC-LI80H

1800 Watt Upright Vacuum/HEPA Filtration
with Mini Turbo Brush

- HEPA Filtration
- QuickAction Cleaning Hose
- Auto Height Adjustment
- Brush Bar On/Off

ON BOARD TOOLS:

- Stretchable Cleaning Hose
- Plastic Cleaning Wand
- Mini Turbo Brush
- Long Crevice Tool
- Upholstery Tool with Brush

OTHER:

- Cleaning Width: 12"
- Cable Length: 7 Metres, 31cm
- Dust Capacity: 2.6 Litres
- Weight: 8.9Kg
- Dimensions: W349 x H343 x D1140



This upright model has been designed with the smaller home or apartment in mind. The cleaner has many of the features of our larger upright models such as a switchable brush bar, a range of on-board tools, (including a mini turbo brush) and our easy to empty dust canister system.

SC-K140T

1400 Watt Upright Vacuum
with Mini Turbo Brush

- Brush Bar On/Off

ON BOARD TOOLS

- Stretchable Cleaning Hose
- Long Crevice Tool
- Dusting Brush

OTHER

- Cleaning Width: 11"
- Cable Length: 5 Metres, 28cm
- Dust Capacity: 1.2 Litres
- Weight: 5.4Kg
- Dimensions: W277 x H255 x D900

With
Mini Turbo
Brush



Portable Bagless Vacuum Cleaners



SC-A601

2000 Watt Bagless Cylinder Vacuum

- 360° Swivel Hose
- HEPA Filter
- On-Body Variable Power Control
- Self-retracting Power Cord
- Stainless Steel Extension Pipe
- Dust Capacity: 2.2 Litres
- W270 x H240 x D350



Small & light cylinders for easier manoeuvrability

SC-5006

2000 Watt Cylinder Vacuum

- 360° Swivel Hose
- HEPA Filter
- Self Retracting Power Cord
- On-Body Power Cord
- Stainless Steel Extension Pipe
- Flexible Hose
- W290 x H260 x D470



SC-N525T

1700 Watt Bagless Cylinder Vacuum with Turbo Brush

- Washable Filter
- Dust Indicator
- Cord Rewind
- Dust Capacity: 5 Litres
- Cable Length: 5 Metres
- Turbo Cleaning Brush with Suction Booster
- Floor Tool
- Flexible Hose
- Metal Extension Pipe
- Crevice Tool
- Round Cleaning Brush
- W256 x H465 x D234



SC-N500

1700 Watt Bagless Cylinder Vacuum

- Washable Filter
- Dust Indicator
- Cord Rewind
- Flexible Hose
- 2 Step Floor Tool
- Crevice Tool
- Round Brush
- Dust Capacity: 5 Litres
- Cable Length: 5 Metres
- W256 x H465 x D234mm



Relax with SANYO's soothing range of Massagers



The SANYO Foot Massager is equipped with a Swing Reclining function for a great massage whether sitting, reclining, or lying down!



HER-FA500

Foot Massager

- 3 Automatic settings: Shiatsu, Relax, Quick
- 3 Manual settings: Sole, Calf and Foot
- 3 Intensity levels: High, Medium, Low
- 3 settings for different foot sizes
- Sole warming function
- Approximately 15min for Automatic and Manual courses, and 5mins for the Quick course
- Dimensions WxDxH: 550 x 445 x 435mm
- Weight: approx. 13.5kg





Our Massage Chairs
give a feeling of zero gravity



Fully
automatic
reclining



HEC-DR6100

Massage Chair

- Power Consumption – 290W
- Electric fully automatic reclining
- Easy-roll castors
- Easy to care for
- Shoulder squeeze kneading
- Pro Touch Stiffness sensor
- Equipped with the "Free Thumb" jointed massage head unit
- Sole heating and undulating sole shiatsu
- 4 airbags promote circulation – wrap around the desired area to massage your arm or thighs

- Professional Hand Massage System
- Automatic Course – Stiffness, Recovery, Relax and Fine
- Massage Position Settings: neck & shoulder, waist or lower body
- Manual Setting
- Memory Function
- External Cloth: Artificial Leather 100%
- Dimensions: WxDxH: 730 x 1240 x 1200mm (when not reclined)
- Weight: Approx. 75kg

Our unique massage is even
better than the real thing!



HEC-DR7700

Massage Chair

- Power Consumption: 290W
- Shoulder Squeezing Massage Setting
- Stiffness Sensor
- Lower back and buttocks massage
- Ankle grip massage settings
- Undulating sole Shiatsu
- Calf massage
- Heats the soles
- Whole body sensor Automatic Setting – Stiffness Course, Recovery Course, Relax Course and Fine Setting
- Manual Setting
- Zero Gravity Position
- Exterior cloth available in Synthetic leather or Real Leather
- Dimensions: WxDxH: 730 x 1350 x 1220mm (when not reclined)
- Weight: Approx. 83kg

Specifications

MICROWAVE SPECIFICATION							
MODEL	EM-SL60C	EM-SL50G	EM-SL50S	EM-C8787V	EM-C6786V	EM-G3597V	EM-S3597V
Microwave Power (Watts)	900W	900W	900W	1000W	900W	900W	900W
MAFF Rating	Maff E	Maff E	Maff E	Maff E	Maff E	Maff E	Maff E
Cavity Volume Cu. Ft. (Litre)	0.9 (25)	0.9 (25)	0.9 (25)	1.1 (32)	1.0 (28)	0.8 (23)	0.8 (23)
Grill Input (Watts)	1100W	1000W	-	1100W	1100W	1000W	-
Grill Heater	•	• Quartz	-	•	•	• Quartz	-
Fan Oven Heater (Watts)	1400W	-	-	1400W	1400W	-	-
Fan Oven Temperature oC	240-150	-	-	240-150	230-140	-	-
Control Panel	Touch & Encoder	Touch & Encoder	Touch & Encoder	Touch & Encoder	Touch & Encoder	Touch	Touch
Defrost	Speed & Weight	Speed & Weight	Speed & Weight	Speed & Weight	Speed & Weight	Speed & Weight	Speed & Weight
Simultaneous Cooking	•	•	-	•	•	•	-
Timer	95 Minutes	99 Minutes	99 Minutes	95 Minutes	95 Minutes	99 Minutes	99 Minutes
Memory Stages	•	•	•	•	•	•	•
Quick Start	•	•	•	•	•	•	•
Delay Start	•	•	•	•	•	•	•
Auto Cook/ Reheat Option	•	•	•	•	•	•	•
Child Lock	•	•	•	•	•	•	•
Glass Turntable	•	•	•	•	•	•	•
Cavity Finish	Stainless Steel	Stainless Steel	Stainless Steel	Stainless Steel	Stainless Steel	Painted	Painted
Grill Racks (High & Low)	1 Rack	1 Rack	-	1 Rack	1 Rack	1 Rack	-
DIMENSIONS (EXTERNAL) WxDxH (mm)	513 x 510 x 305	483 x 394 x 281	483 x 394 x 281	519 x 478 x 315	520 x 510 x 335	483 x 366 x 281	483 x 366 x 281
DIMENSIONS (INTERNAL) WxDxH (mm)	328 x 368 x 206	364 x 341 x 217	364 x 341 x 232	351 x 354 x 249	371 x 332 x 226	340 x 320 x 220	340 x 320 x 220
Weight (Kg)	17.58	14.5	13.9	18.75	19.4	14.1	13.6
Cabinet Colour	Stainless Steel	Stainless Steel	Stainless Steel	Black	Aluminium	Black/Silver	Black/Silver

MODEL	EM-G4777	EM-S3577	EM-S1567	EM-S2298V	EM-S1067	EM-S1298V
Microwave Power (Watts)	900W	900W	800W	800W	800W	700W
MAFF Rating	Maff E	Maff E	Maff E	Maff E	Maff E	Maff E
Cavity Volume Cu. Ft. (Litre)	0.9 (25)	0.9 (25)	0.7(20)	0.7(20)	0.7(20)	0.6 (17)
Grill Input (Watts)	1000W	-	-	-	-	-
Grill Heater	• Quartz	-	-	-	-	-
Fan Oven Heater (Watts)	-	-	-	-	-	-
Fan Oven Temperature oC	-	-	-	-	-	-
Control Panel	Touch	Touch	Touch	Touch & Encoder	Mechanical	Touch & Encoder
Defrost	Speed & Weight	Speed & Weight	Speed & Weight	Speed & Weight	Manual	Speed & Weight
Simultaneous Cooking	•	-	-	-	-	-
Timer	99 Minutes	99 Minutes	99 Minutes	99 Minutes	60 Minutes	99 Minutes
Memory Stages	•	•	•	•	-	•
Quick Start	•	•	•	•	-	•
Delay Start	•	•	•	•	-	•
Auto Cook/ Reheat Option	•	•	6 Direct Access	-	-	-
Child Lock	•	•	•	•	-	•
Glass Turntable	•	•	•	•	•	•
Cavity Finish	Painted	Painted	Painted	Painted	Painted	Painted
Grill Racks (High & Low)	1 Rack	-	-	-	-	-
DIMENSIONS (EXTERNAL) WxDxH (mm)	508 x 420 x 310	508 x 420 x 310	458 x 355 x 295	262 x 352 x 370	458 x 365 x 295	245 x 452 x 335
DIMENSIONS (INTERNAL) WxDxH (mm)	350 x 330 x 215	350 x 330 x 215	300 x 284 x 206	210 x 315 x 314	300 x 284 x 206	210 x 315 x 279
Weight (Kg)	15.6	15.6	13.7	10.8	13.7	10.5
Cabinet Colour	White & Silver	White & Silver	White & Silver	Silver	White & Silver	Silver

MULTIFUNCTION COOKER SPECIFICATIONS	
ECJ-F550(SW)	
Power Source	230 V 50/60 Hz
Power Consumption (Cooking)	650W
(Keep warm)	22.1Wh
Dimension (W X H X D)	250 x 300 x 215mm
Weight (Approx)	3.4kg
Timer	12 Hour Digital
Accessories	Spatula, Steamer Plate, Measuring Cup
Cord Length	Approx 0.95m

GRILL, OVEN & TOASTER SPECIFICATIONS	
SK-WQ3(S)	
Power Source	240 V 50/60 Hz
Power Consumption (Cooking)	1500W
Outer Dimension (WXHXD)	370 x 318 x 222mm
Inner Dimension (WXHXD)	324 x 269 x 87mm
Weight (Approx)	3.8kg
Temperature Control	80 C - 260 C
Timer	30 Minute Digital
Accessories	Oven Tray



VACUUM CLEANER SPECIFICATION						
MODEL	SC-L180H	SC-K140T	SC-A601	SC-5006	SC-N525T	SC-N500
Max. Power (Watts)	1800W	1400W	2000W	2000W	BAGLESS CYLINDER 1700W	BAGLESS CYLINDER 1700W
Variable Power	-	-	•	•	•	-
Exhaust Filtration System	HEPA	URETHANE	HEPA	HEPA	3 STAGE BAGLESS	3 STAGE BAGLESS
Brush Bar Switchable On/Off	•	•	-	-	-	-
Dust Full Indicator	-	-	•	•	•	•
Cord Rewind	-	-	•	•	•	•
Auto Height Adjustment	•	•	•	•	-	-
Floor Type Selector	-	-	-	-	-	-
Head Width (Inches)	12"	11"	-	-	-	-
Cleaning Head	-	-	2-STEP EASY GLIDE	TURBO BRUSH WITH SUCTION BOOSTER	TURBO BRUSH WITH SUCTION BOOSTER	2-STEP EASY-GLIDE
Accessory Tools	-	-	CREVICE ROUND BRUSH	DUSTING BRUSH	CREVICE, ROUND BRUSH, FTH-1	CREVICE, ROUND BRUSH
On Board Tools	LONG CREVICE, UPHOLSTERY, MINI TURBO BRUSH	LONG CREVICE, UPHOLSTERY, MINI TURBO BRUSH	-	DUSTING BRUSH	-	-
Tube Type	PLASTIC	PLASTIC	STAINLESS	STAINLESS	STAINLESS	PLASTIC
Extension Tubes	1	-	•	•	-	-
Hose Length (m)	3.5	2.3	1.5	1.5	1.5	1.5
Quick Action Hose	•	•	-	-	-	-
Easy Lift Handle	•	-	-	-	-	-
Soft Grip Handle	•	-	-	-	-	-
Cable Length (m)	7	5	5	5	5	5
Dust Capacity (Litres)	-	-	-	3.5	5	5
Sealed Dust Canister Capacity (Litres)	3.4	1.9	1.8	-	-	-
Weight (Kg)	8.5	5.2	4.3	5.4	5	4.9
Dimensions WxLxH (mm)	2.6 8.9 349 x 343 x 1140	1.2 5.4 227 x 255 x 900	274 x 240 x 375	285 x 250 x 480	256 x 465 x 234	256 x 465 x 234

Full specifications can be found online at www.sanyo.co.uk

Full specifications can be found online at www.sanyo.co.uk

Specifications



FOOT MASSAGER SPECIFICATIONS

HER-FA500	
Automatic Function	3 Automatic Functions: Shiatsu, Relax, Quick
Manual Function Selection	3 Functions: Sole, Calif, Foot
Operation Sole Selection	Front & Back Adjustment
Intensity Selection	3 Levels: High, Medium, Low
Foot Size	Adjust to any of 3 size ranges
Warming Function	Sole
Timer	Approx 15 min for Automatic and Manual Functions. Approx 5 min for Quick Functions.
Outer Dimensions (W X H X D)	550 x 445 x 435mm
Rated Frequency	50 - 60Hz
Power Consumption	46-51W (Power consumption differs according to type)

MASSAGE CHAIR SPECIFICATIONS

HEC-DR6100	
Power Consumption	290W
Power Dissipation of electric heating equipment	30W
Rated Time	30min.
Timer	Whole Body Sensor Automatic Course Approx 15 mins Automatic Course Approx 15 mins Manual Course Approx 15 mins
Dimensions	730mm (Width) x 1240mm (Depth) x 1200mm (Height) When reclined (with foot rest retracted) 730mm (Width) x 1940mm (Depth) x 680mm (Height) When reclined (with foot rest retracted)
Weight	Approx 75 kg
Exterior Cloth	Artificial Leather 100%
Kneading Frequency	(5 stages) Approx. 10-30 times/min.
Tapping Frequency	(5 stages) Approx 300-600 times/min
Tapping Width	(5 stages) Approx 70-130mm
Vertical Movement Speed	One up/down pass in approx 35 sec.
Spine Stretching Width	(5 stages) Approx 70-130mm
Range of partial stretching	Partial stretching (Long): Repetition with Approx 200mm Partial stretching (Short): Repetition with Approx 100mm
Vertical Stroke Length	Approx 720mm
Height Adjustment of Massaging Rollers	No gradation or 2cm/one press of button
Reclining Angle	Approx 120-170°
Reclining Method	Motor-driven type (Linked with foot rest)
Lower Body Massaging	Strong: Approx 27 kPa Weak: Approx 21 kPa

MASSAGE CHAIR SPECIFICATIONS

HEC-DR7700	
Power Consumption	290W
Power Dissipation of electric heating equipment	33W
Rated Time	30min.
Timer	Whole Body Sensor Automatic Course Approx 15 mins Automatic Course Approx 15 mins Manual Course Approx 15 mins
Dimensions	730mm (Width) x 1350mm (Depth) x 1220mm (Height) When reclined (with foot rest retracted) 730mm (Width) x 1840mm (Depth) x 760mm (Height) When reclined (with foot rest retracted)
Weight	Approx 83 kg
Exterior Cloth	Synthetic leather
Kneading Frequency	(5 stages) Approx. 10-30 times/min.
Tapping Frequency	(5 stages) Approx 300-600 times/min
Tapping Width	(5 stages) Approx 70-130mm
Vertical Movement Speed	One up/down pass in approx 35 sec.
Spine Stretching Width	(5 stages) Approx 70-130mm
Range of partial stretching	Partial stretching (Long): Repetition with Approx 200mm Partial stretching (Short): Repetition with Approx 100mm
Vertical Stroke Length	Approx 790mm
Height Adjustment of Massaging Rollers	No gradation or 1cm/one press of button
Reclining Angle	Approx 120-170°
Reclining Method	Back-rest: Motor-driven (Linked with foot rest) Foot-rest: Motor-driven (Foot rest only) Seat surface: Motor-driven (Linked with back rest/foot rest)
Lower Body Massaging	(3 stages) Approx 23-32kPa



Full specifications can be found online at www.sanyo.co.uk

Free Manuals Download Website

<http://myh66.com>

<http://usermanuals.us>

<http://www.somanuals.com>

<http://www.4manuals.cc>

<http://www.manual-lib.com>

<http://www.404manual.com>

<http://www.luxmanual.com>

<http://aubethermostatmanual.com>

Golf course search by state

<http://golfingnear.com>

Email search by domain

<http://emailbydomain.com>

Auto manuals search

<http://auto.somanuals.com>

TV manuals search

<http://tv.somanuals.com>