

e835 fx




Instruction manual

 **SENNEHEISER**

Download from [Www.Somanuals.com](http://www.Somanuals.com). All Manuals Search And Download.

e835 fx

The  e835 fx is a cardioid lead vocal stage microphone specially designed to perform under pressure.

Its balanced frequency response maintains signal quality when moving on and off axis during performance. The gentle presence boost ensures vocal clarity and projection. The minimal proximity effect provides for consistently clear bass-end performance when singing closer to, or further from the microphone.

The cardioid pick-up pattern provides excellent feedback rejection, enabling the microphone to handle higher sound pressure levels. The rugged metal construction and internal damping isolates handling noise.

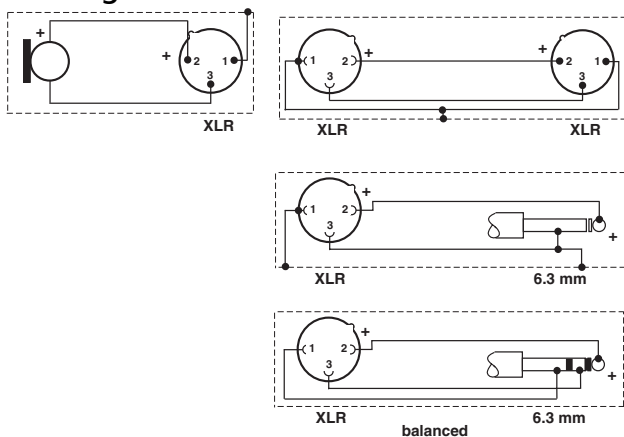
Features

- Rugged metal body
- Excellent feedback rejection
- Shock-mounted capsule provides excellent suppression of handling noise
- Uniform on- and off-axis response
- Cardioid pick-up pattern provides isolation from other on-stage signals
- Humbucking coil


Delivery includes

- 1 e835 fx microphone
- 1 MZQ 800 microphone clamp
- 1 pouch
- 1 instruction manual

Pin assignment of XLR-3 connector

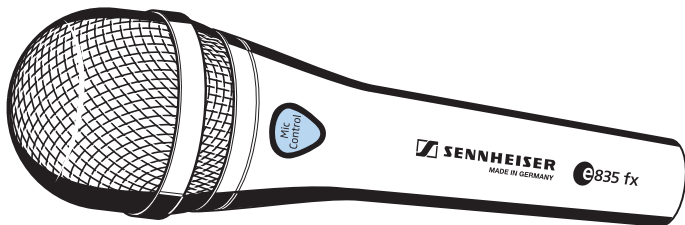


Removing the sound inlet basket


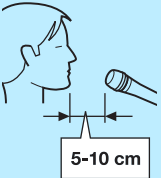
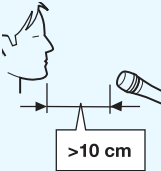


Using the microphone

The Mic Control button of the e835 fx allows you to remote control your TC-Helicon device. For more information, refer to the instruction manual of your TC-Helicon product.



Positioning the microphone

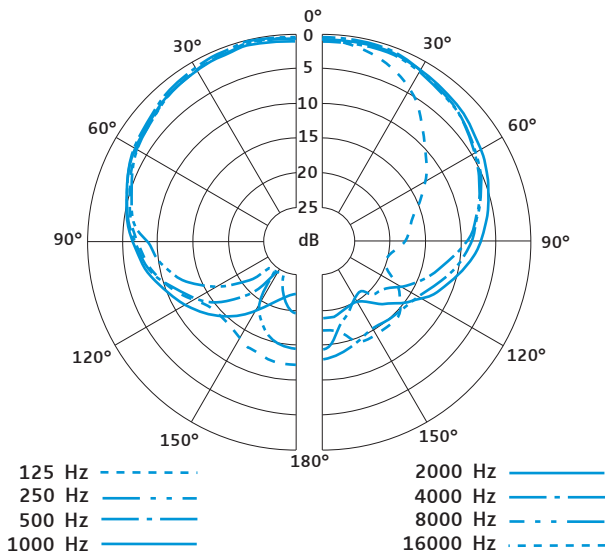
Position	Resulting sound	Commentary
	High proximity effect (much bass/fundamental) Powerful, direct sound	Very little crosstalk from other sound sources
	Less proximity effect (less bass/fundamental) Some room ambience, natural, balanced sound	More crosstalk from other sound sources
	Very little proximity effect (little bass/fundamental) More room ambience, indirect sound	Much crosstalk from other sound sources

If sibilance or “popping” occurs, position the microphone not directly in front of the mouth but slightly to the side. In order to prevent feedback, position monitor loud-speakers so that they are located in the angle area of the highest cancellation of the microphone.

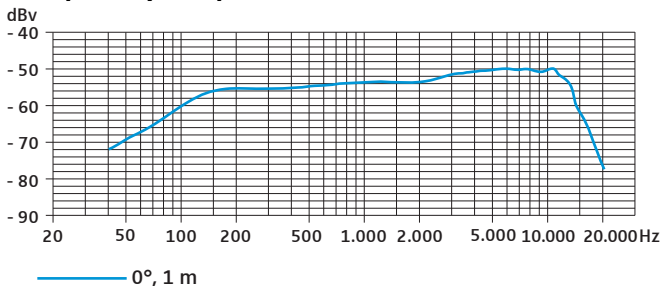
In order to prevent interference due to crosstalk between adjacent sound sources, try to position the microphone so that

the interfering sound source is located in the angle area of the highest cancellation of the microphone (approx. 180°; see polar diagram).

Polar diagram



Frequency response curve



Specifications

Transducer principle	dynamic
Frequency response	40 ... 18,000 Hz
Pick-up pattern	cardioid
Sensitivity (free field, no load) (1 kHz)	2 mV/Pa \pm 3 dB
Nominal impedance	350 Ω
Min. terminating impedance	1 k Ω
Connector	XLR-3
Weight	372 g
Dimensions	\emptyset 48 x L 180 mm

Overview of microphone applications

Application	Variant									
	e602	e604	e606	e608	e614	e825	e835	e845	e865	
Vocals						x	x	x	x	
Choirs					x					
Studio, acoustic instruments					x					
Orchestra					x					
Brass / Saxophone	x	x		x						
Acoustic guitar					x					
Acoustic bass					x					
Guitar amplifiers			x							
Bass amplifiers	x									
Leslie	x	x	x							
Piano, grand piano					x					
Kick drums	x									
Snare drums		x	x	x						
Rack toms		x	x	x						
Floor toms	x	x	x							
Congas		x	x	x						
Cymbals					x					
Percussion		x	x	x	x					
Overheads					x					

Manufacturer declarations

Warranty

Sennheiser electronic GmbH & Co. KG gives a warranty of 24 months on this product.



For the current warranty conditions, please visit our web site at www.sennheiser.com or contact your Sennheiser partner.

Approval

- RoHS-Directive (2011/65/EC)

The declarations are available at www.sennheiser.com.

In compliance with the following requirements:

Europe	
China	

China RoHS

部件名称 Parts	有毒有害物质或元素						环境友好的用 途期间 EFUP
	铅 Pb	汞 Hg	镉 Cd	六价铬 Cr ⁶⁺	多溴联苯 PBB	多溴二苯醚 PBDE	
金属部件 Metal Parts	x	o	o	o	o	o	15
电路模块 Circuit Modules	x	o	o	o	o	o	15
电缆及电缆 组件 Cables & Cable Assemblies	x	o	o	o	o	o	15
电路开关 Circuit Breakers	x	o	o	o	o	o	15

o : 表示该有毒有害物质在该部件所有均质材料中的含量均在 SJ/T11363-2006 标准规定的限量要求以下。

x : 表示该有毒有害物质至少在该部件的某一均质材料中的含量超出 SJ/T11363-2006 标准规定的限量要求。



Sennheiser electronic GmbH & Co. KG
Am Labor 1, 30900 Wedemark, Germany
www.sennheiser.com

Publ. 07/13, 554603/A02

Free Manuals Download Website

<http://myh66.com>

<http://usermanuals.us>

<http://www.somanuals.com>

<http://www.4manuals.cc>

<http://www.manual-lib.com>

<http://www.404manual.com>

<http://www.luxmanual.com>

<http://aubethermostatmanual.com>

Golf course search by state

<http://golfingnear.com>

Email search by domain

<http://emailbydomain.com>

Auto manuals search

<http://auto.somanuals.com>

TV manuals search

<http://tv.somanuals.com>