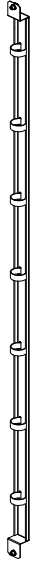
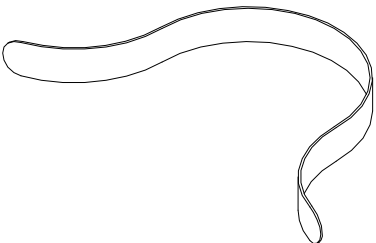




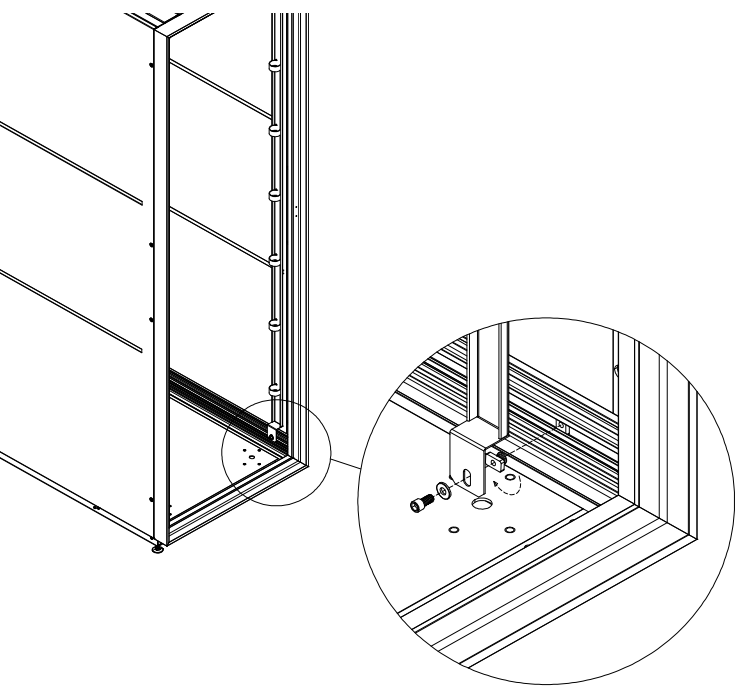
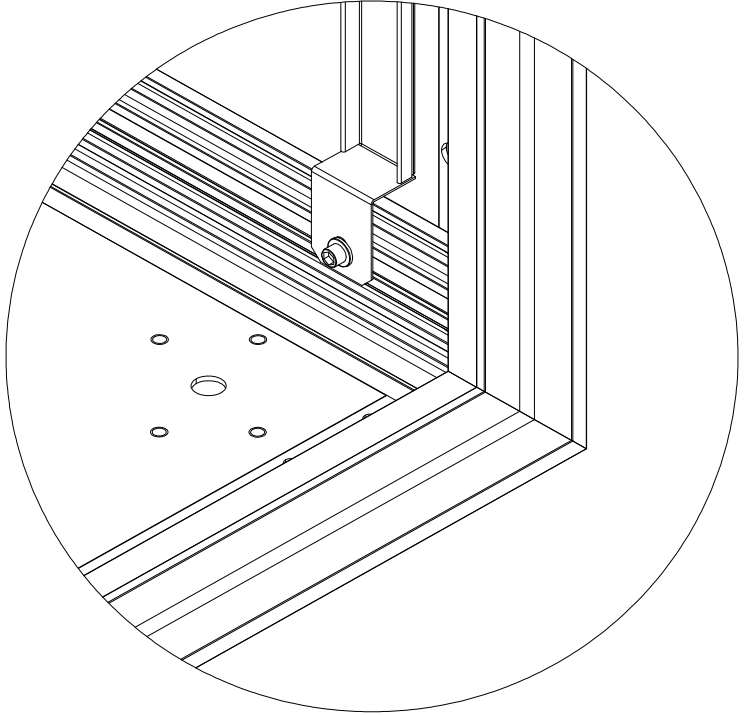
CM-74 Vertical Cable Management

Installation Instructions for the SharkRack CM-74 Vertical Cable Management Rail

Kit Contents

List #	Part #	Part Name	Quantity	Detail
1	SH55300	74" vertical cable management rail	1	
2	SH55300-8001	Velcro Strips	7	
3	SH55300-5000	Hardware Packet <ul style="list-style-type: none">• 1/4-20 Spring Nut (2)• 1/4-20 x 1/2 Cap Screw (2)• 1/4" Flat Washer (2)	1	

Installation Instructions

Step	Detail
<p>The CM-74 is a vertical cable management rail that secures vertically run cables. The CM-74 is mounted at the rear of the cabinet on either side.</p> <ol style="list-style-type: none">1. Choose a location for the vertical cable management rail. Note: The vertical cable management rail can be installed on either side of the cabinet.2. Install the trapezoidal spring nut into the cabinet frame. Fit the spring nut into the cabinet slotted part of the cabinet extrusion with the spring facing the opening. Turn the spring nut 90 degrees to secure it into place. (See Figure A)3. Place the mounting hole of the vertical cable management rail over the spring nut.	
<ol style="list-style-type: none">4. Secure the vertical cable management rail to the cabinet frame using (2) 1/4-20 cap screws. Do not tighten the screws until the final placement is made.5. The rail can be moved forward or backward before the mounting screws are tightened. Once the rail is in position tighten the (2) 1/4-20 cap screws.	

Warranty

LIMITED WARRANTY AND WARRANTY DISCLAIMER - Seller warrants that the System will be free from defects in materials and workmanship for a period of one (1) year from date of delivery to customer premises. Seller's sole liability and Customer's sole and exclusive remedy for any breach of this warranty is, at Seller's option and expense, to repair or replace any defective System that is returned to it by Customer. Seller will have no obligation under this section to the extent any defect in the System is caused by or is attributable to negligence, accident, misuse, abuse, use of the System than in accordance with Seller's documentation or user manual, modifications, alterations or repairs to the System made by a party other than Seller, or actions of third parties or like events outside Seller's reasonable control. EXCEPT AS EXPRESSLY SET FORTH IN THIS SECTION, TO THE EXTENT PERMITTED BY APPLICABLE LAW, SELLER DISCLAIMS ANY AND ALL OTHER WARRANTIES, WHETHER EXPRESS, IMPLIED, OR STATUTORY, INCLUDING, WITHOUT LIMITATION, ANY IMPLIED WARRANTIES OF MERCHANTABILITY, FITNESS FOR A PARTICULAR PURPOSE, QUALITY, OR NONINFRINGEMENT, AND ANY WARRANTIES ARISING FROM COURSE OF DEALING OR USAGE OF TRADE.

LIMITATIONS OF LIABILITY - IN NO EVENT WILL SELLER BE LIABLE FOR ANY SPECIAL, INCIDENTAL OR CONSEQUENTIAL DAMAGES (INCLUDING, BUT NOT LIMITED TO, LOST PROFITS OR REVENUE, LOSS OF USE, LOST BUSINESS OPPORTUNITIES OR LOSS OF GOODWILL), OR FOR THE COSTS OF PROCURING SUBSTITUTE PRODUCTS, ARISING OUT OF OR IN CONNECTION WITH THESE TERMS OF SALE OR THE USE OF THE SYSTEM, WHETHER SUCH LIABILITY ARISES FROM ANY CLAIM BASED UPON CONTRACT, WARRANTY, TORT (INCLUDING NEGLIGENCE), PRODUCT LIABILITY OR OTHERWISE, WHETHER OR NOT SELLER HAS BEEN ADVISED OF THE POSSIBILITY OF SUCH LOSS OR DAMAGE. IN NO EVENT WILL SELLER'S TOTAL CUMULATIVE LIABILITY, FROM ALL CAUSES OF ACTION AND ALL THEORIES OF LIABILITY, EXCEED THE TOTAL AMOUNTS ACTUALLY PAID TO SELLER BY CUSTOMER UNDER THE ORDER THAT GIVES RISE TO ANY LIABILITY HEREUNDER.

Free Manuals Download Website

<http://myh66.com>

<http://usermanuals.us>

<http://www.somanuals.com>

<http://www.4manuals.cc>

<http://www.manual-lib.com>

<http://www.404manual.com>

<http://www.luxmanual.com>

<http://aubethermostatmanual.com>

Golf course search by state

<http://golfingnear.com>

Email search by domain

<http://emailbydomain.com>

Auto manuals search

<http://auto.somanuals.com>

TV manuals search

<http://tv.somanuals.com>