



Wireless Multimedia Keyboard & Mouse Quick Installation Guide

Introduction

The *Wireless Multimedia Keyboard & Mouse* offers performance, value and convenience of wireless connectivity.

Key Features and Benefits

- No driver installation required
- 104 key standard QWERTY keyboard layout
- High-quality key switches for the click and feel typists prefer
- Water resistant keyboard
- Snap-open legs for tilt/height adjustment

Package Contents

- Wireless Multimedia Keyboard
- Wireless Mouse
- USB Wireless Receiver
- 4 AAA batteries
- Quick installation guide

System Requirements

- PC computer with an available USB port
- Windows® 7 (32-/64-bit) / Vista (32-/64-bit) / XP (32-/64-bit) / Server 2003 & 2008 (32-/64-bit) / 2000

Specifications

Keyboard

- Water resistant keypad
- LED: On briefly when the batteries are first installed & low battery indicator
- Key press force: 55g ± 8g
- Key switch life: ~ 10 million cycles
- Number of keys: 104 standard + 18 hot keys
- RF output power: 1.6mW
- Operating distance: up to 33ft/10m (max)
- Battery type: 2x AAA
- Operating frequency: 2.4 GHz
- RF channel: 79 (hopping)
- Dimensions: 19" (l) x 7 1/4" (w) x 1 3/4" (h)

Mouse

- 5-button mouse
- Sensor: Optical
- CPI: 1600
- RF output power: 1.6 mW
- Operating distance: up to 33ft/10m (max)
- Battery type: 2x AAA
- Dimensions: 3 3/4" (L) x 2 1/8" (W) x 1 3/8" (H)
- RF channel: 79 (hopping)

USB Wireless Receiver

- Input voltage: 5V DC
- Connection interface: USB

Layout

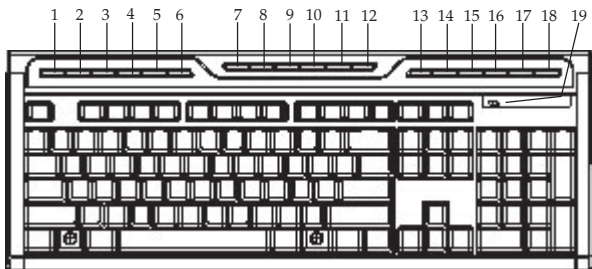


Figure 1: Keyboard Layout Top

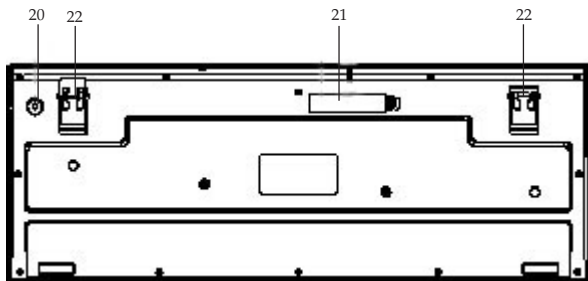


Figure 2: Keyboard Layout Bottom

Keyboard Buttons

- 1 *Web Back* - Return to previous webpage
- 2 *Web Forward* - Go to the next webpage
- 3 *Web Stop* - Stop loading the current webpage
- 4 *Refresh* - Reload the current webpage
- 5 *Search* - Opens the browser search box
- 6 *My Favorites* - Opens your list of favorite websites
- 7 *Home Page* - Starts the default Web browser and loads the home page
- 8 *Email* - Starts the default email program
- 9 *Media Player* - Starts the default media player (not supported in Windows 2000)
- 10 *Play/Pause* - Switch between playing and pausing the media player
- 11 *Previous* - Switch to the previous media track
- 12 *Next* - Switch to the next media track
- 13 *Stop* - Stops playing the current media track
- 14 *Volume down* - Decreases the system sound
- 15 *Mute* - Mutes system sound
- 16 *Volume up* - Increases the system sound

- 17 *My Computer* - Opens Computer/My Computer (not supported in Windows 2000 & Windows 2003)
- 18 *Calculator* - Starts Microsoft Calculator (not supported in Windows 2000)
- 19 *Low battery indicator* - LED blinks intermittently for 10 seconds
- 20 *Connect button* - Press to pair with **USB Wireless Receiver**
- 21 *Battery compartment* - Insert 2 AAA batteries
- 22 *Snap open legs* - Tilt/height adjustment

Wireless Mouse & USB Wireless Receiver

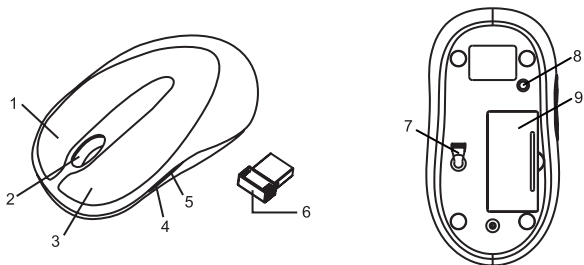


Figure 3: Wireless Mouse & USB Wireless Receiver

- 1 *Right click button*
- 2 *Scroll wheel*
- 3 *Left click button*
- 4 *Forward button*
- 5 *Backward button*
- 6 *USB wireless receiver*
- 7 *Optical sensor*
- 8 *Connect button* - Press to pair with USB wireless receiver
- 9 *Battery compartment* - Insert 2 AAA batteries

Setting Up Your Keyboard & Mouse

Use the snap-open legs on the bottom of the keyboard to adjust the tilt/height for your comfort.

1. Plug the USB Wireless Receiver into a USB port of the computer. The driver will install automatically. No additional driver installation is needed.
2. Insert the batteries into the keyboard and mouse.

3. If the keyboard and mouse are not working, place them in pairing mode.
Pairing: Re-plug the USB wireless receiver into the USB port of the computer, then press the **Connect button** of the keyboard and mouse. Wait 30 seconds, if the mouse or keyboard still does not work, keep trying. It may take several tries before you are successful.
4. When the battery for the keyboard is low, the **Low Battery Indicator** LED flashes intermittently for 10 sec.

Power Requirements

Keyboard

- Operating: 3V/~5.0mA
- Standby (~3 sec no activity): 3V/~0.01mA

Mouse

- Operating: 3V/~9.9mA
- Standby (~3 sec no activity): 3V/~1.46mA
- Sleep1 (~35 sec no activity): 3V/~1.05mA
- Sleep2 (~5 min no activity): 3V/~254uA

Blank Page

Blank Page

Technical Support and Warranty

QUESTIONS? SIIG's **Online Support** has answers! Simply visit our web site at www.siig.com and click **Support**. Our online support database is updated daily with new drivers and solutions. Answers to your questions could be just a few clicks away. You can also submit questions online and a technical support analysts will promptly respond.

SIIG offers a 2-year manufacturer warranty with this product. This warranty covers the original purchaser and guarantees the product to be free of any defects in materials or workmanship for two (2) years from the date of purchase of the product.

SIIG will, at our discretion, repair or replace (with an identical product or product having similar features and functionality) the product if defective in materials or workmanship. This warranty gives you specific legal rights, and you may also have other rights which vary from state to state. Please see our web site for more warranty details.

If you encounter any problems with this product, please follow the procedures below.

- A) If it is within the store's return policy period, please return the product to the store where you purchased from.
- B) If your purchase has passed the store's return policy period, please follow the steps below to have the product repaired or replaced.

Step 1: Submit your RMA request.

Go to www.siig.com, click **Support**, then **RMA** to submit a request to [SIIG RMA](#) or fax a request to 510-657-5962. Your RMA request will be processed, if the product is determined to be defective, an RMA number will be issued.

Step 2: After obtaining an RMA number, ship the product.

- Properly pack the product for shipping. All accessories that came with the original package must be included.
- Clearly write your RMA number on the top of the returned package. SIIG will refuse to accept any shipping package, and will not be responsible for a product returned without an RMA number posted on the outside of the shipping carton.
- You are responsible for the cost of shipping to SIIG. Ship the product to the following address:
SIIG, Inc.
6078 Stewart Avenue
Fremont, CA 94538-3152, USA
RMA #: _____
- SIIG will ship the repaired or replaced product via Ground in the U.S. and International Economy outside of the U.S. at no cost to the customer.

About SIIG, Inc.

Founded in 1985, SIIG, Inc. is a leading manufacturer of IT connectivity solutions (including Serial ATA and Ultra ATA Controllers, FireWire, USB, and legacy I/O adapters) that bridge the connection between Desktop/Notebook systems and external peripherals. SIIG continues to grow by adding A/V and Digital Signage connectivity solutions to our extensive portfolio.

SIIG products offer comprehensive user manuals, many user-friendly features, and are backed by an extensive manufacturer warranty. High quality control standards are evident by the overall ease of installation and compatibility of our products, as well as one of the lowest defective return rates in the industry. SIIG products can be found in computer retail stores, mail order catalogs, through major distributors, system integrators, and VARs in the Americas and the UK, and through e-commerce sites.

PRODUCT NAME

Wireless Multimedia Keyboard & Mouse

**FCC RULES: TESTED TO COMPLY WITH FCC PART 15, CLASS B
OPERATING ENVIRONMENT: FOR HOME OR OFFICE USE**

FCC COMPLIANCE STATEMENT:

This device complies with part 15 of the FCC Rules. Operation is subject to the following two conditions: (1) This device may not cause harmful interference, and (2) this device must accept any interference received, including interference that may cause undesired operation.

THE PARTY RESPONSIBLE FOR PRODUCT COMPLIANCE

SIIG, Inc.

6078 Stewart Avenue

Fremont, CA 94538-3152, USA

Phone: 510-657-8688

Wireless Multimedia Keyboard & Mouse is a trademark of SIIG, Inc. SIIG and the SIIG logo are registered trademarks of SIIG, Inc. Microsoft and Windows are registered trademarks of Microsoft Corporation. All other names used in this publication are for identification only and may be trademarks of their respective owners.

January, 2011

Copyright © 2011 by SIIG, Inc. All rights reserved

Download from www.Somanuals.com. All Manuals Search And Download.

Free Manuals Download Website

<http://myh66.com>

<http://usermanuals.us>

<http://www.somanuals.com>

<http://www.4manuals.cc>

<http://www.manual-lib.com>

<http://www.404manual.com>

<http://www.luxmanual.com>

<http://aubethermostatmanual.com>

Golf course search by state

<http://golfingnear.com>

Email search by domain

<http://emailbydomain.com>

Auto manuals search

<http://auto.somanuals.com>

TV manuals search

<http://tv.somanuals.com>