

# Attachment Illustrated Parts List



## Attachment

Mfg. No.	Description
1694757	Hitch & Tube Group, Catcher

## **Simplicity**

MANUFACTURING, INC.  
500 N. Spring Street / PO Box 997  
Port Washington, WI 53074-0997 USA

[www.simplicitymfg.com](http://www.simplicitymfg.com)

© Copyright 2007 Simplicity Manufacturing, Inc. All Rights Reserved. Printed In USA.

**Part No.:** 1734849

**Rev.** 04/2007

TP 400-4565-00-AT-SMA

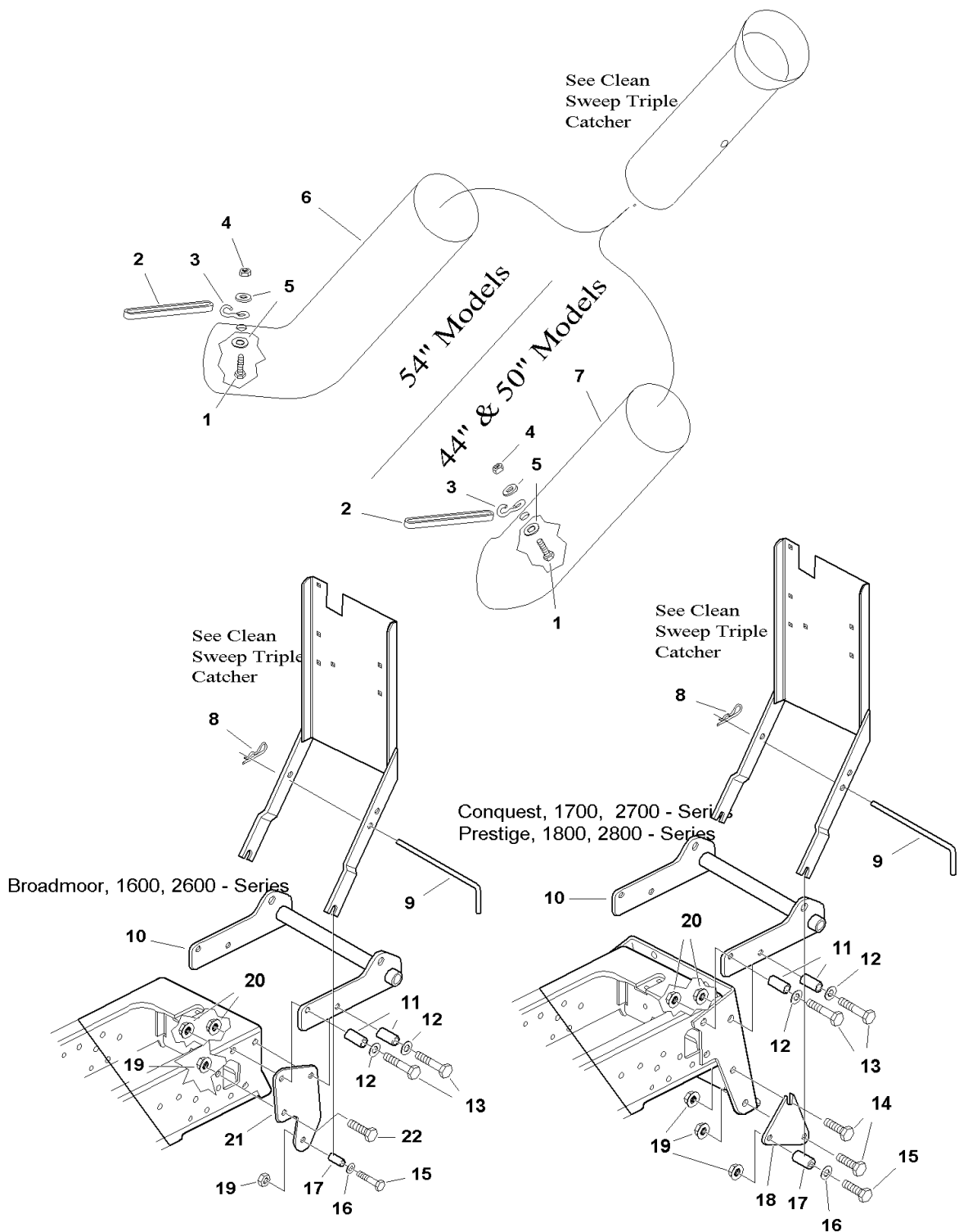


<b>PRODUCT COMPONENTS</b>	<b>PAGES</b>
Catcher Hitch & Tube Group .....	4
<b>Torque Specification Chart</b> .....	<b>Inside Back Cover</b>

# Catcher Hitch & Tube Group

986033

**NOTE:** Unless noted otherwise,  
use the standard hardware torque  
specification chart.



**The above parts group applies to the following Mfg. Nos.:**

1694757 - Hitch & Tube Group

## Catcher Hitch & Tube Group

REF NO	PART NO.	QTY.	DESCRIPTION
1	1924009SM	2	CAPSCREW, Hex Head, 1/4-20 x 7/8
2	2172744SM	2	STRAP, Rubber, Black
3	1723168SM	2	HOOK
4	1920397SM	2	NUT, Hex Lock ESNA, 1/4-20
5	1921319SM	4	WASHER
6	1717072SM	1	TUBE, Lower, (for 54" Models)
7	1723166SM	1	TUBE, Lower, (for 44" & 50" Models)
8	1960033SM	1	CLIP, Hair Pin
9	1717085SM	1	ROD
10	1723106ASM	1	HITCH ASSEMBLY
11	1668662SM	4	SPACER
11	1671260SM	4	SPACER
12	1924361SM	4	WASHER
13	1960245SM	4	CAPSCREW, Hex Head, 1/2-13 x 3
13	1960462SM	4	CAPSCREW, Hex Head, 1/2-13 x 2-1/2
14	1920415SM	4	CAPSCREW, Hex Head, 3/8-16 x 1-1/4
15	1922130SM	2	CAPSCREW, Hex Head, 3/8-16 x 2-1/4
16	1919384SM	2	WASHER
17	1676088SM	2	SPACER
18	1723092ASM	2	PLATE, Lower
19	1928352SM	6	NUT, Hex Flange Lock, 3/8-16
20	1960355SM	4	NUT, Hex Lock ESNA, 1/2-13
21	1732814ASM	2	PLATE, Slide
22	1921210SM	2	CAPSCREW, Hex Head, 3/8-16 x 1

## Footnotes

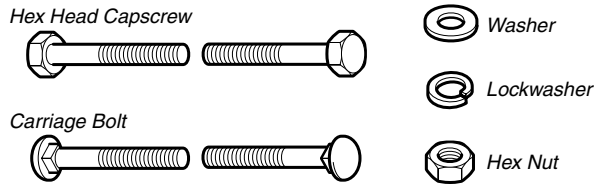
The above parts group applies to the following Mfg. Nos.:

1694757 - Hitch & Tube Group



# Hardware Identification & Torque Specifications

## Common Hardware Types

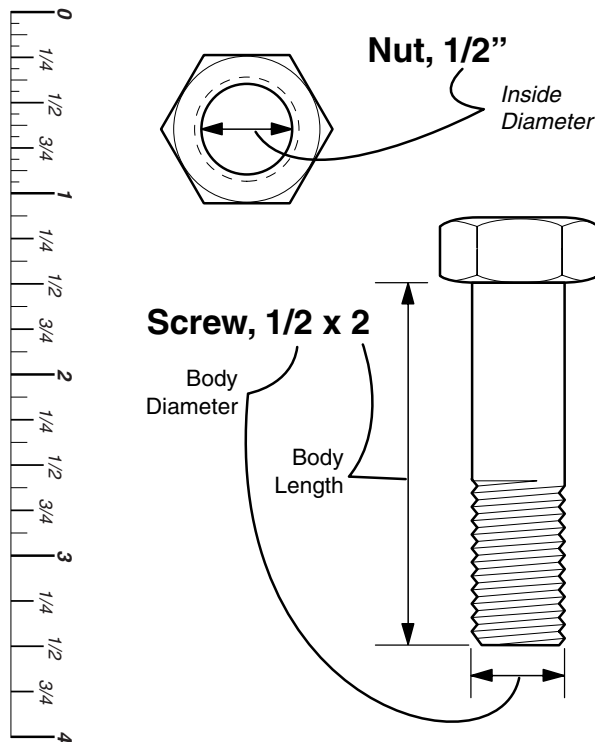


## Standard Hardware Sizing

When a washer or nut is identified as **1/2"**, this is the *Nominal size*, meaning the *inside diameter* is 1/2 inch; if a second number is present it represent the *threads per inch*

When bolt or capscrew is identified as **1/2 - 16 x 2"**, this means the *Nominal size*, or *body diameter* is 1/2 inch; the second number represents the *threads per inch* (16 in this example, and the final number is the *body length* of the bolt or screw (in this example 2 inches long).

**The guides and ruler furnished below are designed to help you select the appropriate hardware and tools.**



Torque Specification Chart						
FOR STANDARD MACHINE HARDWARE (Tolerance ± 20%)						
Hardware Grade	No Marks SAE Grade 2		SAE Grade 5		SAE Grade 8	
	in/lbs ft/lbs	Nm.	in/lbs ft/lbs	Nm.	in/lbs ft/lbs	Nm.
8-32	19	2.1	30	3.4	41	4.6
8-36	20	2.3	31	3.5	43	4.9
10-24	27	3.1	43	4.9	60	6.8
10-32	31	3.5	49	5.5	68	7.7
1/4-20	66	7.6	8	10.9	12	16.3
1/4-28	76	8.6	10	13.6	14	19.0
5/16-18	11	15.0	17	23.1	25	34.0
5/16-24	12	16.3	19	25.8	27	34.0
3/8-16	20	27.2	30	40.8	45	61.2
3/8-24	23	31.3	35	47.6	50	68.0
7/16-14	30	40.8	50	68.0	70	95.2
7/16-20	35	47.6	55	74.8	80	108.8
1/2-13	50	68.0	75	102.0	110	149.6
1/2-20	55	74.8	90	122.4	120	163.2
9/16-12	65	88.4	110	149.6	150	204.0
9/16-18	75	102.0	120	163.2	170	231.2
5/8-11	90	122.4	150	204.0	220	299.2
5/8-18	100	136	180	244.8	240	326.4
3/4-10	160	217.6	260	353.6	386	525.0
3/4-16	180	244.8	300	408.0	420	571.2
7/8-9	140	190.4	400	544.0	600	816.0
7/8-14	155	210.8	440	598.4	660	897.6
1-8	220	299.2	580	788.8	900	1,244.0
1-12	240	326.4	640	870.4	1,000	1,360.0


### NOTES

- These torque values are to be used for all hardware excluding: locknuts, self-tapping screws, thread forming screws, sheet metal screws and socket head setscrews.
- Recommended seating torque values for locknuts:
  - for prevailing torque locknuts - use 65% of grade 5 torques.
  - for flange whizlock nuts and screws - use 135% of grade 5 torques.
- Unless otherwise noted on assembly drawings, all torque values must meet this specification.

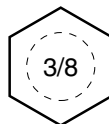
## Wrench & Fastener Size Guide



1/4" Bolt or Nut  
Wrench—7/16"



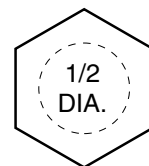
5/16" Bolt or Nut  
Wrench—1/2"



3/8" Bolt or Nut  
Wrench—9/16"



7/16" Bolt or Nut  
Wrench (Bolt)—5/8"  
Wrench (Nut)—11/16"



1/2" Bolt or Nut  
Wrench—3/4"





## Free Manuals Download Website

<http://myh66.com>

<http://usermanuals.us>

<http://www.somanuals.com>

<http://www.4manuals.cc>

<http://www.manual-lib.com>

<http://www.404manual.com>

<http://www.luxmanual.com>

<http://aubethermostatmanual.com>

Golf course search by state

<http://golfingnear.com>

Email search by domain

<http://emailbydomain.com>

Auto manuals search

<http://auto.somanuals.com>

TV manuals search

<http://tv.somanuals.com>