



8" Table Fan with Smart Motor and Soft Blade

Model No: FT1-20-10



Intertek
3081955

Thank you for choosing a Soleus Air Table Fan. This owner's manual will provide you with valuable information necessary for the proper care and maintenance of your new product. Please take a few moments to thoroughly read the instructions and familiarize yourself with all the operational aspects of your new fan.

For your own records, please attach a copy of your sales receipt to this manual. Also, write the store name/location, date purchased, and serial number below:

Store Name: _____

Location: _____

Date Purchased: _____

Serial Number (located on back of unit): _____

IMPORTANT INSTRUCTIONS

1. When using this electric unit, basic safety precautions should always be followed to reduce the risk of fire, electric shock, and injury to persons, including the following:
2. Read ALL instructions before using this unit.
3. Use only for intended household use as described in this manual.
4. Plug the fan directly into a 120 V A/C electrical outlet.
5. Never insert your fingers, pencils, or other objects through the fan blade during operation.
6. The fan should be used on a stable and level surface.
7. Do not expose the fan to excessive heat or humidity. This could cause damage to the electrical components.
8. Do not immerse in any type of liquid. Do not use near water.
9. The fan should be kept out of the reach of children. Close supervision is necessary when the fan is used by or near children.
10. To reduce the risk of fire or explosion, do not store or use gasoline or other flammable vapors or liquids in the vicinity of the fan.
11. Do not operate this or any appliance with a damaged cord, if the unit malfunctions, or if it has been dropped or damaged in any manner. Connect to properly polarized outlets only.
12. Do not cover the cord or place near heat sources. Keep the cord away from high traffic areas, and do not submerge in water.
13. Unplug the fan before moving, cleaning or making repairs. NOTE: If for any reason this unit requires service, return appliance to manufacturer or a similarly qualified service agent to ensure safety.
14. To reduce the risk of fire or electric shock, do not use this fan with any solid-state speed control device.
15. To disconnect, grip plug and pull from wall outlet. Never pull on the cord to unplug.
16. For indoor use only.

This product employs overload protection (fuse). A blown fuse indicates an overload or short-circuit situation. If the fuse blows, unplug the product from the outlet. Replace the fuse per the instructions below and check the product. If the replacement fuse blows, a short-circuit may be present and the product should be discarded or returned to an authorized service facility for examination and/or repair.

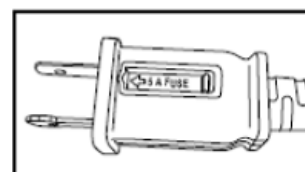
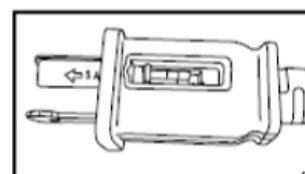
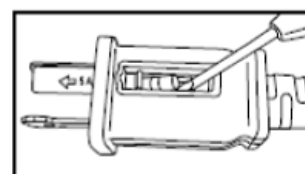
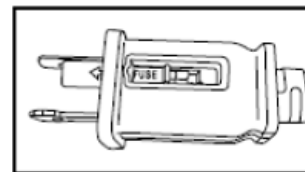
HOW TO REPLACE THE FUSE

1. Unplug the fan from the outlet. Place the plug on a firm, flat surface. Open the fuse cover, located on the top of the plug, using your thumb or a flathead screwdriver to slide the cover towards the prongs.
NOTE: Ensure that the fuse cover is completely open before attempting to remove the fuse.
2. Remove the fuse carefully by using a small screwdriver to pry the fuse out of the compartment by the metal ends of the fuse.
3. Risk of fire. Insert a new 2.5 Amp, 125 Volt fuse into the fuse compartment, making sure that the fuse is securely in place.
4. Slide the fuse cover closed completely. If the fuse cover is difficult to close, make sure the fuse is properly secured in place by pressing down on the metal ends of the fuse.

CAUTION: Risk of fire. Do not replace the attachment plug. It contains a safety device (fuse) that should not be removed. Do not use the product if the attachment plug is damaged.

To avoid a risk of fire, only replace with a 2.5 Amp, 125 Volt fuse.

To order a new fuse, contact Soleus Air at: (888)-876-5387



WARNING: This fan is equipped with a polarized plug (one blade is wider than the other). The plug is intended to fit into a power outlet only one way, with the wide blade in the wide slot. This is a safety feature; if you are unable to insert the plug fully into the outlet, try reversing the plug. If the plug still does not fit, contact a qualified electrician.

DO NOT DEFEAT THE SAFETY PURPOSE OF THE POLARIZED PLUG.

TECHNICAL SPECIFICATIONS

Voltage Rating	120V, 60Hz
Power Consumption	25 Watts, 0.2 Amps
Unit Size	9.25 in. (W) x 5.9 in. (D) x 10 in. (H)
Box Size	10.25 in. (W) x 6.625 in. (D) x 10.625 in. (H)
Unit Weight	1.5 lbs

OPERATING INSTRUCTIONS

1. Set the fan on a stable, level surface.
2. Turn the fan on by turning the control dial to the **ON** position. There are two **ON** positions on the fan. Turning the control dial to either **ON** position will turn on the fan on high speed (this fan has one speed level).
3. This fan is equipped with a smart motor and soft rubber blade design. If an object or finger comes in contact with the blade, the soft blade and smart motor will prevent injury. A regular fan motor will continue to run at full speed even when it is met with resistance. This can cause injury or damage to the fan. The smart motor on this fan will slow down when an object comes in contact with the blade. When the object is moved, the motor will automatically start up again at full speed.
4. To turn the fan off, turn the control dial to the **OFF** position.

CLEANING & MAINTENANCE

1. Turn the fan off and unplug the unit.
2. Wipe the fan down with a damp cloth for most efficient operation.
3. Air dry the fan completely before use.
4. Never use abrasive cleaning agents or solvents. This may cause damage or deterioration to the surface of the unit.
5. Do not immerse the fan in any form of liquid. Do not allow water to drip on or into the fan motor housing.

STORAGE

If the fan will not be used for a long period of time, store it in a cool, dry location when not in use. To prevent dust and dirt build-up, use the original packaging to repack the unit.

WARRANTY

One Year Limited Warranty

Soleus International Inc. warrants the accompanying Soleus Air FT1-20-10 Table Fan to be free of defects in material and workmanship for the applications specified in its operation instruction for a period of ONE (1) year from the date of original retail purchase in the United States.

If the unit exhibits a defect in normal use, Soleus International Inc. will, at its option, either repair or replace it, free of charge within a reasonable time after the unit is returned during the warranty period.

As a condition to any warranty service obligation, the consumer must present this Warranty Certificate along with a copy of the original purchase invoice.

THIS WARRANTY DOES NOT COVER:

- Damage, accidental or otherwise, to the unit while in the possession of a consumer not caused by a defect in material or workmanship.
- Damage caused by consumer misuse, tampering, or failure to follow the care and special handling provisions in the instructions. This includes dents, accidental or otherwise, to the base and head of the unit.
- Damage to the finish of the case, or other appearance parts caused by wear.
- Damage caused by repairs or alterations of the unit by anyone other than those authorized by Soleus International Inc.
- Freight and Insurance cost for the warranty service.

ALL WARRANTIES, INCLUDING ANY IMPLIED WARRANTY OF MERCHANTABILITY ARE LIMITED TO ONE-YEAR DURATION OF THIS EXPRESS LIMITED WARRANTY. **SOLEUS INTERNATIONAL INC.** DISCLAIMS ANY LIABILITY FOR CONSEQUENTIAL OR INCIDENTAL DAMAGES AND IN NO EVENT SHALL SOLEUS INTERNATIONAL INC'S LIABILITY EXCEED THE RETAIL VALUE OF THE UNIT FOR BREACH OF ANY WRITTEN OR IMPLIED WARRANTY WITH RESPECT TO THIS UNIT.

This warranty covers only new products purchased from our authorized dealers or retailers. It does not cover used, salvaged, or refurbished products.

As some states do not allow the limitation or exclusion of incidental or consequential damages, or do not allow limitation on implied warranties, the above limitations and exclusions may not apply to you. This warranty gives you specific legal rights, and you may also have other rights that vary from state to state.

For Technical Support & Warranty Service

Please Call (888) 876-5387

Or Write To:

Soleus International Inc.

20035 E. Walnut Dr. N.

City of Industry, CA 91789 USA

www.soleusair.com

Free Manuals Download Website

<http://myh66.com>

<http://usermanuals.us>

<http://www.somanuals.com>

<http://www.4manuals.cc>

<http://www.manual-lib.com>

<http://www.404manual.com>

<http://www.luxmanual.com>

<http://aubethermostatmanual.com>

Golf course search by state

<http://golfingnear.com>

Email search by domain

<http://emailbydomain.com>

Auto manuals search

<http://auto.somanuals.com>

TV manuals search

<http://tv.somanuals.com>