


FWD-B Series 55", 46", 42" and 32" Public Displays

FWD-55B2/46B2/42B2 Full HD LED Public Displays and FWD-32B1 LCD Public Display



The FWD-B Series displays offer high quality images to bring excellent colour reproduction and high visibility for indoor applications.

The FWD-55B2, FWD-46B2 and FWD-42B2 models all feature a slim installation design and incorporate innovative LED backlighting offering low power consumption, thus lowering running costs.

These public displays has been designed to be mounted horizontally and vertically for use in a variety of digital signage applications including retail.

Due to the commercial-grade LCD panel, these displays are suitable for continuous 24 hour (24/7*) applications.

All models come with a 3-year warranty for professional use.

*To retain the life of the panel, we recommend that the display is put on standby for at least one hour every 24 hours.

Eco Mode

With the Eco mode function, power consumption is reduced using power-saving technology*. Compared with Standard mode, power consumption using the High setting is approximately 45% less in Eco mode and using the Low setting is approximately 30% less in Eco mode.

* Brightness is also lowered.

Screen Saver

Images with constant brightness (such as data and still images) can cause screen burn-in on a display. To prevent this, three screen saver patterns are provided which can be adapted.

User-friendly Remote Control

Each display comes with a dedicated remote control unit, designed with careful attention to button shapes, sizes, spacing, and layout. When working with multiple displays, you can use the remote's ID MODE button to control each display separately.

Control Panel Lock

The control panel lock function can disable the control panel of a display to prevent unauthorised changes to display settings.

Key Features

Low power and environmentally-conscious

The FWD-55B2, FWD-46B2 and FWD-42B2 offer low power consumption with LED backlighting (approx. 30% less than a conventional CCFL model from Sony*). This feature helps to reduce the total cost of ownership by lowering the running cost.

* Per unit area

Slim installation Design

The depth of the FWD-55B2, FWD-46B2, and FWD-42B2 is at least 30% less than a conventional CCFL model from Sony. For slim installation, the Signal In and Signal Out terminals are incorporated into this profile, and do not protrude from the unit.

Landscape/portrait

Because they use commercial-grade LCD panels and cooling systems, these displays can be positioned either vertically (portrait) or horizontally (landscape) with no change in the backlight level or service life. This flexibility in orientation makes it possible to create many different imaging effects in a wide variety of spaces.

Other Features Continued

Power-on Delay

Switching on multiple displays at the same time can potentially cause a damaging power surge. The Power-on Delay feature avoids this risk by allowing you to stagger the timing so that each unit powers up at a slightly different time.

High quality images

All B-Series displays achieve high brightness of 450-500 cd/m² and a high contrast ratio of 4000:1*. This quality enables excellent colour reproduction and high visibility for indoor applications.

* The FWD-32B1 has a 3000:1 contrast ratio.



High contrast of 4000:1



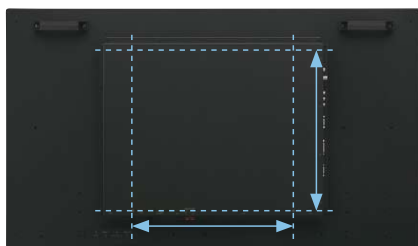
Low contrast

image simulated

VESA-compliant Flexible Mounting

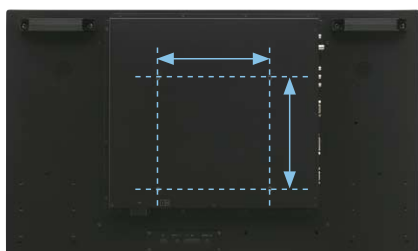
VESA-compliant mounting points help ensure safety when units are mounted. Optional mounting brackets are sold separately.

FWD-55B2, FWD-46B2, and FWD-42B2



VESA pitch:
400×400

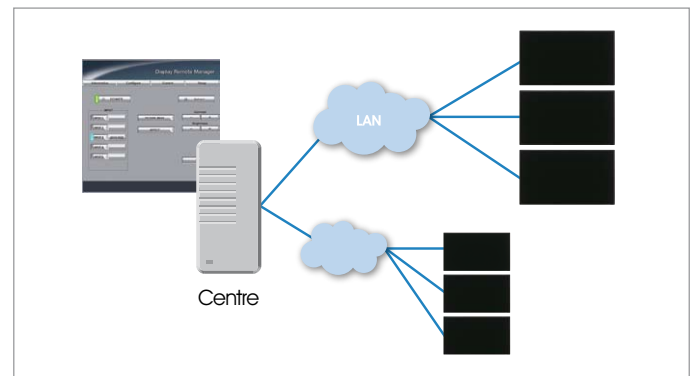
FWD-32B1



VESA pitch:
200×200

Display Control via RS232C/RJ45

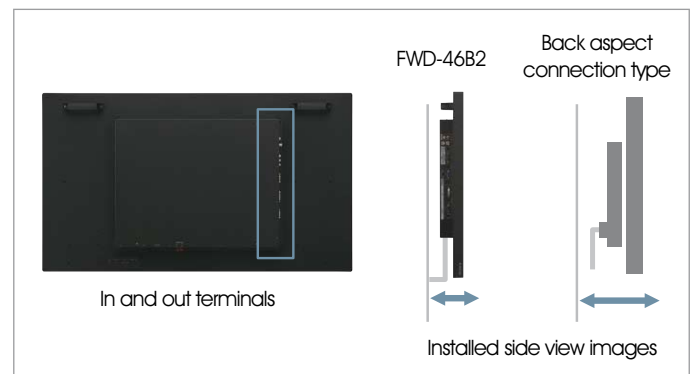
You can monitor the display status and control multiple displays over a LAN, VPN, or the Internet using Microsoft® Internet Explorer® 7.0 or later.



Multi-display

All B-Series displays can present a single large dynamic image, simply by combining up to 16 display units (1x2, 1x3, 1x4, 2x1, 3x1, 4x1, 2x2, 3x3, 4x4)*.

* Multi-display function supports progressive signals only.

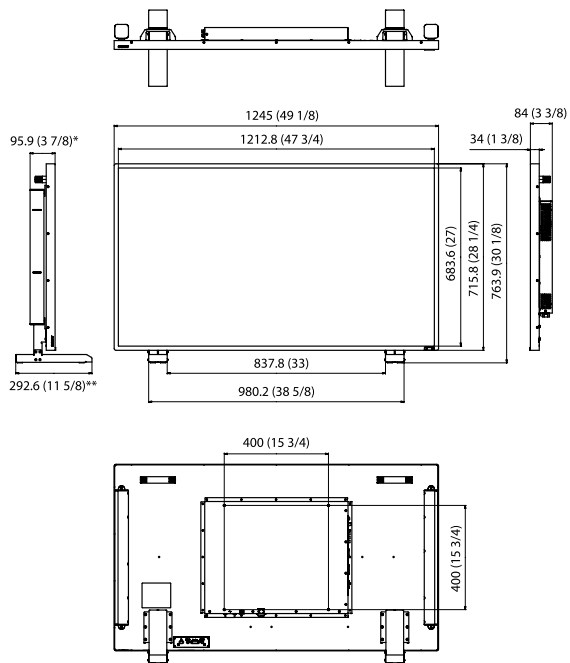


Optional Accessories

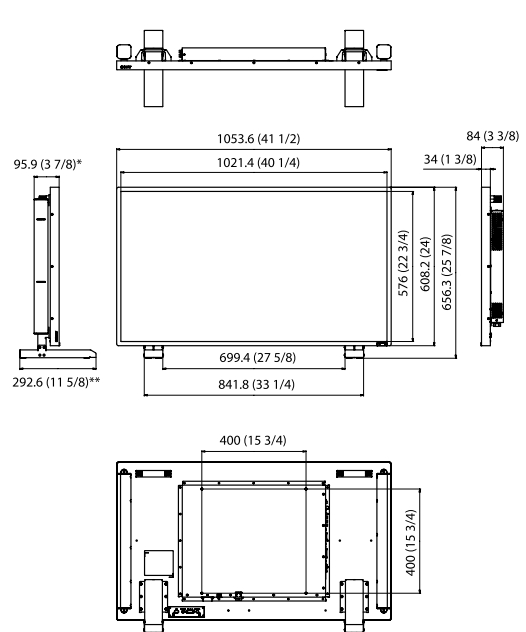


Dimensions

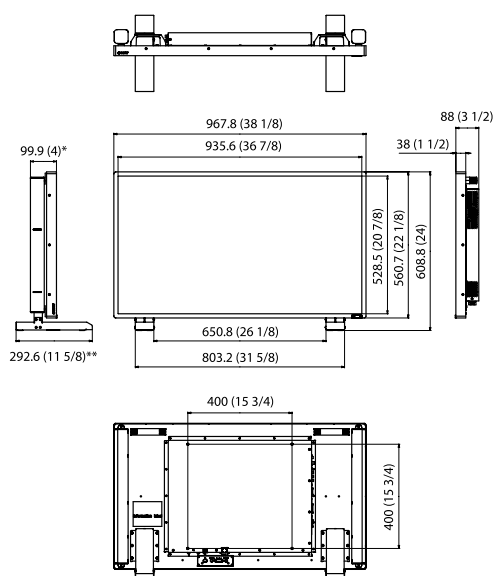
FWD-55B2



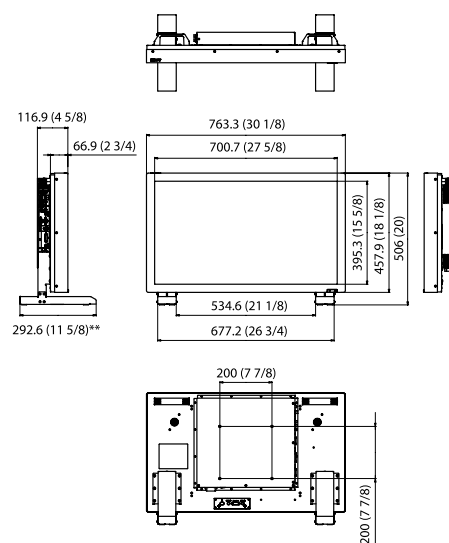
FWD-46B2



FWD-42B2



FWD-32B1



* with Speaker ** with Tabletop stand

Unit: mm (inches)

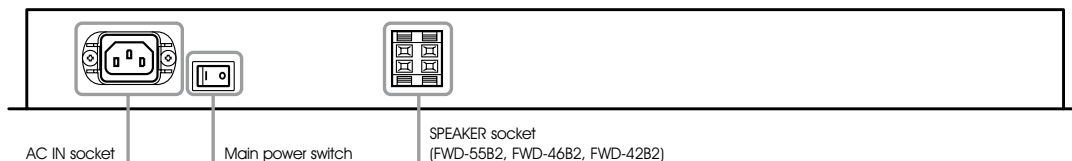
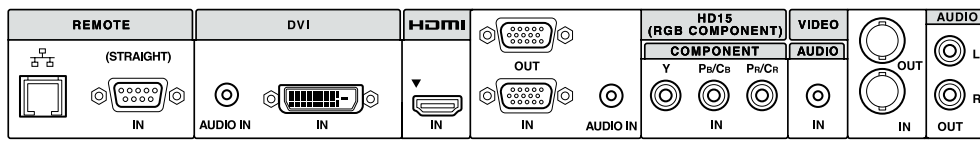
Technical Specifications

	FWD-55B2	FWD-46B2	FWD-42B2	FWD-32B1
LCD Panel				
Type	α-Si TFT Active Matrix LCD Edge lit type LED Backlight			α-Si TFT Active Matrix LCD CCFL Backlight
Panel Size (diagonal)	55 inches	46 inches	42 inches	32 inches
Picture Size (h x v)	1,209.6 x 680.4 mm (47 5/8 x 26 3/4 inches)	1018.1 x 572.7 mm (40 1/8 x 22 5/8 inches)	930.2 x 523.3 mm (36 5/8 x 20 5/8 inches)	697.7 x 392.3 mm (27 1/2 x 15 1/2 inches)
Panel Resolution (h x v)	1920 x 1080 pixels, Full HD			1366 x 768 pixels, WXGA
Pixel Pitch	0.63 x 0.63 mm	0.53 x 0.53 mm	0.48 x 0.48 mm	0.51 x 0.51 mm
Colour Depth	8 bits + FRC, 1.06 billion colours			8 bits + FRC, 16.7 million colours
Brightness	450 cd/m2 (typical)	500 cd/m2 (typical)		450 cd/m2 (typical)
Contrast Ratio	4,000 : 1 (typical)			3,000 : 1 (typical)
Viewing Angle*	178 degrees (typical)			
Signal				
Colour System	NTSC, PAL			
Sampling Rate	13.5 MHz to 162 MHz			
Inputs/Outputs				
Digital Video	HDMI(1080p) in with audio in DVI in with audio in Rev. 1.0 compliant			
Analogue Video	HD15 in with audio in (RGB/Component Video) HD15 out (RGB/Component Video) Composite Video in/out with audio in** (BNC (x2)) Component Video in with audio in** (pin jack (x3))			
Remote Control	Network port (RJ45, 10BASE-T/100BASE-TX) RS-232C (D-sub 9-pin, straight)			
Audio	Audio out (L/R, pin jack (x2))			
Speaker Out	L/R, 7W + 7W, 6 ohms			(Internal Speaker, L/R, 7W + 7W, 6 ohms)
General				
Power Requirements	AC 100 V to 240 V, 50/60 Hz, 1.5 A (maximum)	AC 100 V to 240 V, 50/60 Hz, 1.3 A (maximum)	AC 100 V to 240 V, 50/60 Hz, 1.4 A (maximum)	AC 100 V to 240 V, 50/60 Hz, 1.1 A (maximum)
Power Consumption	130 W (typical) 150 W (maximum)	110 W (typical) 130 W (maximum)	120 W (typical) 135 W (maximum)	85 W (typical) 110 W (maximum)
Operating Temperature	0°C to 40°C (32°F to 104°F)			
Storage Temperature	-10°C to 40°C (14°F to 104°F)			
Humidity	20% to 90%, no condensation			
Dimensions (w x h x d)	1,245.0 x 715.8 x 84.0 mm (49 1/8 x 28 1/4 x 3 3/8 inches) (excluding protruding parts)	1,053.6 x 608.2 x 84.0 mm (41 1/2 x 24 x 3 3/8 inches) (excluding protruding parts)	967.8 x 560.7 x 88.0 mm (38 1/8 x 22 1/8 x 3 1/2 inches) (excluding protruding parts)	763.3 x 457.9 x 116.9 mm (30 1/8 x 18 1/8 x 4 5/8 inches) (excluding protruding parts)
Mass	29.5 kg (65.0 lb)	22.4 kg (49.4 lb)	20.2 kg (44.5 lb)	13.4 kg (29.5 lb)
Regulation Compliance	UL, CSA, CE, GOST-R, IEC, FCC Class B, IC, CISPR, ErP Lot6			
Supplied Accessories	AC power cord (x1), AC plug holder (x2), Cable holder (x6), Remote Control RM-FW002 (x1), Size AA (R6) batteries (x2), Operating instructions (x1)			AC power cord (x1), AC plug holder (x2), Cable holder (x3), Remote Control RM-FW002 (x1), Size AA (R6) batteries (x2), Operating instructions (x1)

* Measured at a contrast ratio of more than 10:1

** Component video and composite video share an audio input (stereo mini jack (x1))

Connector Panels



© 2012 Sony Corporation. All rights reserved. Reproduction in whole or in part without permission is prohibited. Features and specifications are subject to change without notice. All non-metric weights and measurements are approximate. Sony and make.believe are trademarks of Sony Corporation. HDMI is a trademark of HDMI Licensing, LLC. All other trademarks are the property of their respective owners.

Distributed by

About Sony Professional

Sony Professional is the leading supplier of AV/IT solutions to businesses across a wide variety of sectors including, Media and Broadcast, Video Security and Retail, Transport & Large Venue markets. It delivers products, systems and applications to enable the creation, manipulation and distribution of digital audio-visual content that add value to businesses and their customers. With over 25 years' experience in delivering innovative market-leading products, Sony Professional is ideally placed to deliver exceptional quality and value to its customers. Sony's Professional Services division, its systems integration arm, offers its customers access to the expertise and local knowledge of skilled professionals across Europe. Collaborating with a network of established technology partners, Sony Professional delivers end to end solutions that address the customer's needs, integrating software and systems to achieve each organisations' individual business goals. For more information please visit www.pro.sony.eu

HCT_FWD-55B2/46B2/42B2_J552_UK_10/05/2012

SONY
make.believe

Free Manuals Download Website

<http://myh66.com>

<http://usermanuals.us>

<http://www.somanuals.com>

<http://www.4manuals.cc>

<http://www.manual-lib.com>

<http://www.404manual.com>

<http://www.luxmanual.com>

<http://aubethermostatmanual.com>

Golf course search by state

<http://golfingnear.com>

Email search by domain

<http://emailbydomain.com>

Auto manuals search

<http://auto.somanuals.com>

TV manuals search

<http://tv.somanuals.com>