

**SONY®**

**VAIO Digital Studio™  
Computer  
Read Me First**

PCV-E518DS



### *NOTICE*

This product contains software owned by Sony and licensed by third parties. Use of such software is subject to the terms and conditions of license agreements enclosed with this product. Some of the software may not be transported or used outside the United States. Software specifications are subject to change without notice and may not necessarily be identical to current retail versions.

Updates and additions to software may require an additional charge. Subscriptions to online service providers may require a fee and credit card information. Financial services may require prior arrangements with participating financial institutions.

Sony, VAIO, the VAIO logo, VAIO Smart, VAIO Digital Studio, DVgate, Digital Media Park, Handycam, Mavica, PictureGear, i.LINK, and S-Link are trademarks of Sony. Intel and Pentium are trademarks of Intel Corporation. Microsoft, Windows, and the Windows 98 logo are registered trademarks of Microsoft Corporation. All other trademarks are trademarks or registered trademarks of their respective owners.

#### Declaration of Conformity

Trade Name: SONY  
Model No.: PCV-E518DS  
Responsible Party:  
Sony Electronics Inc.  
Address:  
1 Sony Drive  
Park Ridge, NJ 07656  
Telephone No: 201-930-6970

This device complies with Part 15 of FCC Rules. Operation is subject to the two following conditions: (1) This device may not cause harmful interference, and (2) this device must accept any interference received, including interference that may cause undesired operation.

## *Contents*


Welcome .....	5
Features.....	5
Unpacking Your Computer .....	7
Back Panel Overview .....	9
Front Panel Overview .....	10
Supplementary Information .....	11
About the Software On Your Computer.....	18
For Answers to Your Software Questions .....	23
Specifications.....	26



## Welcome

Congratulations on your purchase of the Sony VAIO Digital Studio™ Computer. Sony has combined leading-edge technology in audio, video, computing, and communications to provide you with state-of-the-art personal computing.

## Features

 For a complete description of the specifications of your VAIO Digital Studio™ Computer, see page 26.

- ❑ **Exceptional performance:** Your computer includes a brand new Intel® Pentium® III processor, a CD-RW drive, and a V.90 compatible data/fax modem.\*
- ❑ **CD-RW drive:** This drive is the ideal solution for making backups and data archiving, with the ability to store up to 650 MB† of removable, rewritable storage on a single rewritable CD. Save your movies to CD-R or CD-RW media and share videos and images with family and friends.
- ❑ **VAIO Smart™ Keyboard:** This USB keyboard has programmable shortcut buttons for launching your favorite programs or accessing the Internet.
- ❑ **Sony audio and video quality:** High-fidelity positional 3D audio system (A3D™), high-powered 3D graphics (AGP), and “Sony-Tuned” MPEG digital video playback enable you to take advantage of today’s advanced multimedia applications, games, and entertainment software.
- ❑ **S-Link™ (Control-A1):** This technology allows you to build a database of all your music and video CDs and then record your favorite audio selections on MiniDiscs. Use your computer with a 200 disc mega-storage CD changer and a MiniDisc recording deck.

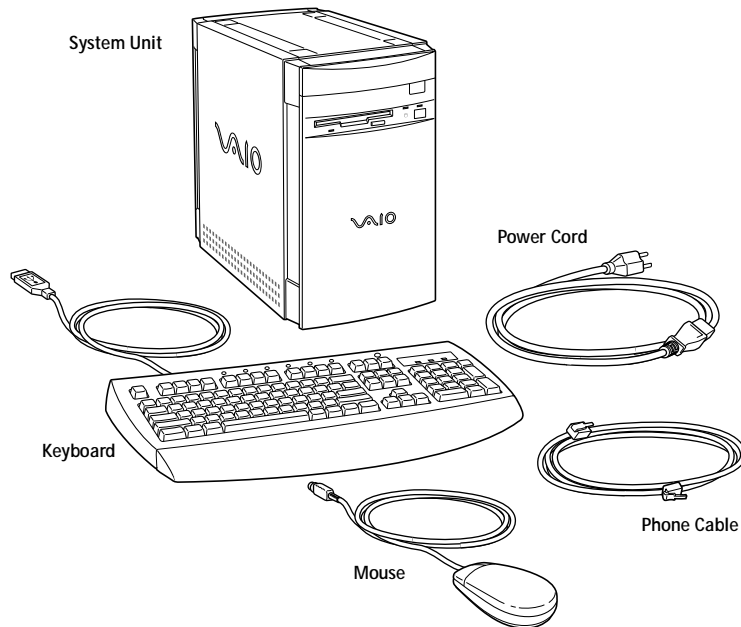
\* Actual upload and download speeds may vary due to line conditions, ISP support, and government regulations.

† 530 MB after formatting.

- ❑ **i.LINK™ (IEEE 1394):** Three built-in i.LINK ports provide you with maximum digital connection capability. The i.LINK name and logo identify a digital interface (IEEE 1394) for high speed communication. By using your VAIO Digital Studio Computer, a Sony Digital Handycam® Camcorder, the DVgate™ software preinstalled on your computer, and the i.LINK (IEEE 1394) interface, you can easily create and edit your own home videos.
- ❑ **Optical Digital Audio Output:** This high-quality digital interface transmits digital audio data via light pulses. Transfer crystal clear digital audio to your MiniDisc recorder.
- ❑ **Digital Studio Software:** Enjoy all of your computer's audio and video capabilities with component-like applications that allow you to creatively manipulate digital still images, video clips, and audio tracks.
- ❑ **50 free hours of Internet access:** Use the Internet for up to 50 free hours when you sign up with GTE (no credit card required). Limit of two hours per day. Free access expires after 50 hours or 90 days after signing up—whichever occurs first.
- ❑ **Preinstalled software titles:** All the software on your computer is preinstalled, configured, and ready for you to use right out of the box.
- ❑ **Windows® 98:** Your system includes the latest operating system from Microsoft.
- ❑ **Communications:** Access popular online services, browse the Internet, send faxes, and more.

## Unpacking Your Computer

### Computer and Supplied Accessories



### Manuals

- ❑ *Read Me First* (this manual) contains features and specifications of your computer. It also includes information on the applications included with your system, how to contact software vendors, and last minute troubleshooting tips.
- ❑ The *VAIO Digital Studio™ Computer User Guide* describes how to get started with your computer, find help, and solve common problems.
- ❑ The *Microsoft® Windows® 98 Getting Started* manual explains how to use the basic features of the Windows operating system.

*Recovery CDs*

- System Recovery CD(s)
- Application Recovery CD(s)

*Other*

- Setting up your VAIO Digital Studio Computer (poster)
- Packet containing special product offers

*Software Library*

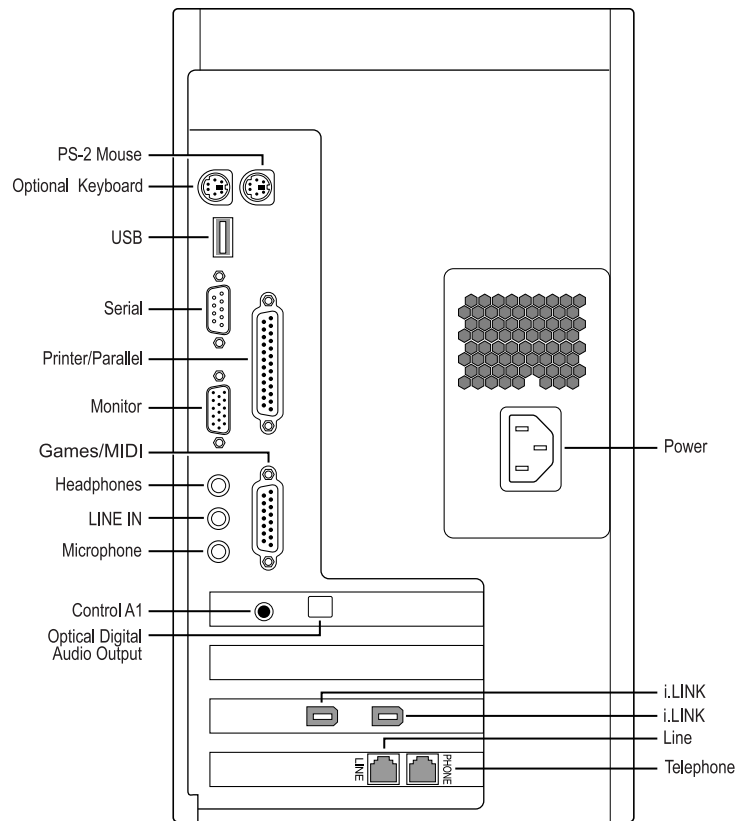
The Software Library contains the Microsoft software license agreement, Sony end-user license agreement, and the following CDs:


- Adobe PhotoDeluxe® Business Edition 3.0
- Gremlin Interactive Ltd. MotorHead™
- Microsoft® Encarta® 99 Encyclopedia
- Microsoft® Money/Microsoft® Works



## Back Panel Overview

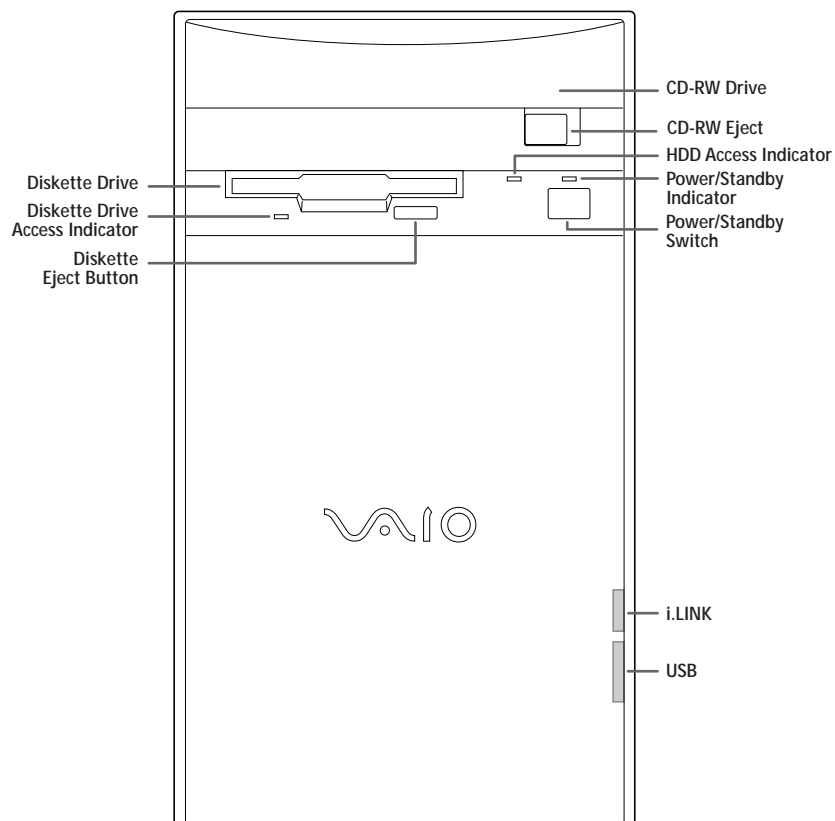
The back panel of your computer contains the connectors where you plug in supplied and optional accessories. The icons on the back panel serve as a map to help you locate the connectors on your computer.




 For your convenience, your computer includes USB and i.LINK connectors on both the front and back panels, allowing you to connect to either set of connectors. i.LINK connectors on the back of your system are 6-pin connectors.

## Front Panel Overview

The front panel of your VAIO Digital Studio Computer allows for access to the diskette and CD-RW drives. It also includes USB and i.LINK™ ports to connect USB devices, CD changers, MiniDisc drives, or other components.



 For your convenience, your computer includes USB and i.LINK connectors on both the front and back panels, allowing you to connect to either set of connectors. The i.LINK connector on the front of your system is a 4-pin connector.

## Supplementary Information

For the most recent version of this manual, see the online version of *Read Me First*. You can access this document from the Windows Start Menu by selecting Programs/VAIO Documentation.

### *Hard Drive Partition*

In order to improve the performance of your computer's DVgate™ Motion software, the hard disk drive on your computer has been formatted with two partitions, C and D. DVgate Motion saves files to the D partition. This prevents large video captures from consuming the available space on your C partition. To maintain optimum performance of DVgate Motion, you should defragment regularly.

### *VAIO Smart™ Keyboard Default Settings*

The VAIO Smart Keyboard programmable buttons come with the following applications as their default settings:

S1 - Easy Internet Access Browser (Internet)

S2 - Outlook™ 98 (Mail)

S3 - MotorHead (Game)

S4 - Microsoft® Works (Work)

S5 - Quicken 99 Basic (Finance)

S6 - VAIO Documentation (Help)

All six buttons are reprogrammable.

### *Using The Standby Mode*

#### *To Put Your Computer into Standby Mode*

When you are done using your computer, you can put it in Standby mode rather than turn it off completely. There are four ways to put your computer into Standby mode.

- Touch the power switch on the front panel.
- Click Shut Down at the bottom of the Start menu to display the Shut Down Windows dialog box. Select Stand by, and then click OK.
- Press the Standby button on the VAIO Smart Keyboard (the half moon icon).

- ❑ Change the timer settings for Standby mode in the Control Panel, as follows:
  - 1 From the Start menu, point to Settings and click Control Panel.
  - 2 Click the Power Management icon.
  - 3 On the Power Schemes tab, change the Power scheme to Home/Office Desk.
  - 4 In the list box for System standby, select an interval of time.
  - 5 Click the OK button and close the Control Panel.

#### *To Resume from Standby Mode*

There are two ways to resume system functionality when your computer is in Standby mode. Use either of the following methods.

- ❑ Press any key on your keyboard, such as the Enter key.
- ❑ Touch the power switch on the front panel.

It may take up to 30 seconds for your system to recover stored information and resume functionality. The screen remains blank while the system is resuming functionality.

#### *Applications That Use the TWAIN Driver*

Digital imaging applications, such as Adobe PhotoDeluxe<sup>®</sup>, allow you to transfer images to your computer from external devices, including scanners or digital cameras. For some devices, a TWAIN driver window appears on the screen. Always close the TWAIN driver window before exiting or minimizing a digital imaging application.

#### *Restoring Outlook 98*

For the Add New Components functionality to be available with Microsoft Outlook, you must first run the installation program for Outlook from the Application Recovery CD. When prompted to install the program, select Exit. This decompresses the software, making the Add New Components functionality available.

#### *Inserting Add-in Boards*

Your VAIO Digital Studio<sup>™</sup> Computer accommodates PCI add-in boards up to 7.7 inches in length.

### *Using Devices Connected to the i.LINK (IEEE 1394), S-Link™ (Control-A1), and Optical Digital Audio Output Connectors*

For the latest information on devices known to be compatible with the state-of-the-art audio, video, and graphics capabilities of your VAIO computer, check the Sony web site at <http://www.sony.com/pcsupport>.

### *Connecting to i.LINK Ports*

Your VAIO computer includes a 4-pin i.LINK connector on the front of the system and two 6-pin i.LINK connectors on the back of the system. A 6-pin i.LINK connector can supply power from the computer to the connected device if the device is equipped with a 6-pin connector. Each 6-pin connector supplies 10V to 12V. The total power supplied by both 6-pin i.LINK connectors cannot exceed 6 watts. A 4-pin i.LINK connector cannot supply power to a connected device.

### *Capturing and Editing Digital Video Clips*

- ❑ You can capture digital video clips using a digital video camera recorder and DVgate Motion software. Once the clips are saved as AVI files, they can be edited using DVgate Motion, DVgate Clip, or Adobe Premiere® LE. You cannot capture digital video clips directly using the Capture menu in Adobe Premiere LE. Adobe Premiere LE supports an analog capture board for capturing clips. Your VAIO computer is designed for digital video input.
- ❑ If there is no audio data associated with an AVI file, the message “Codec compression error” appears. If you do not wish to associate audio with your AVI file, you can add muted sound data by recording audio with the mute option enabled.
- ❑ For best performance, when editing AVI files in Adobe Premiere LE, you should use the default setup parameters that shipped with your system. If you change the default setup and want to reinitialize the parameters, follow these steps:
  - 1 In the Adobe Premiere LE application, select Compression from the Make menu. The Compression Settings dialog box appears.
  - 2 In the Method list box, select Sony DV software CODEC.
  - 3 Click OK to close the screen.
  - 4 From the Make menu, select Preset. The Preset dialog box appears.
  - 5 Select the parameters for Time Base, Compress, Output, and Preview Option settings as indicated below.

[Time base]

Time base - 29.97fps (required)

[Compress]

File type - AVI (required)

Compress Program Method - Sony DV software CODEC (required)

Compress Program Depth - Millions colors (No other options)

Quality (No control for this item)

Option: Frames per second - 30 (required)

Option: Basic Key Frames (No control for this item)

Option: Optimize Still Off (recommended)

Data rate - Recompress Off (recommended)

[Output options]

Video - On (required)

Video Size - 720x480

4:3 Aspect - Off (required)

VideoType - Field 2 (recommended)

Audio - On (required)

Audio Rate - 44kHz (required)

Audio Format - 16 Bit Stereo or 16 Bit Monaural (required)

Audio Type - Uncompress (required)

Audio Interleave - 1 frame (recommended)

- Less than 30 frames (required)

Audio Sync - 1.0 (required)

Audio Skew - 0.75 (recommended)

- Less than 1.0 (required)

[Preview Option]

Preview Window Size - 360x240

Note that Adobe Premiere LE does not save the Preview Window Size, but uses a default size of 320 x 213 each time the application launches. We recommend that you change this setting to 360 x 240 to improve the quality of preview clips when editing AVI files.

#### *Using Alternate Browsers with America Online®*

To use Internet Explorer or Netscape Navigator as your browser with America Online, follow these steps:

- 1 From the Start menu, point to Settings and then click Control Panel.
- 2 Click the Internet icon.
- 3 Click the Connection tab.
- 4 Click the “Connect to the Internet using local area network” radio button.
- 5 Click OK.

#### *Using DVgate Motion*

When capturing clips:

- Do not use DVgate Motion when the connected digital video peripheral is in Timer Recording mode, as this could produce a malfunction in the peripheral.
- Captures larger than 2 GB (9 minutes and 30 seconds) are automatically continued in a second file.
- You can record stereo audio (stereo 1) while capturing video. You cannot add audio on the stereo 2 track after capturing the video data.
- You cannot use different audio modes on the same tape. You should perform a separate capture for each audio mode you wish to use.
- DVgate Motion does not support hard disk compression. You should not use disk compression if you are planning to work with DVgate Motion.
- Title data is saved in the flash memory of a digital video camera and is not transferred to tape by DVgate Motion.
- To avoid interruption of capture sessions, you should disable the screen saver.
- The drop frame compensation feature does not provide accurate compensation adjustments for tapes recorded in LP mode.

- ❑ For tapes that include a mixture of both SP and LP mode, the information displayed by the capture progress indicator may not be accurate.
- ❑ Make sure the video head of your digital video device is properly cleaned. Anomalies that you see in captured data could be due to dust or other particles on the video head.
  - ❑ The last frame captured is one frame before your selected [OUT] point. The frame you see immediately after clicking the [OUT] button is not captured.

When recording AVI files to tape:

- ❑ Do not use DVgate Motion when the connected digital video peripheral is in Timer Recording mode, as this could produce a malfunction in the peripheral.
  - ❑ You can record only AVI files. MPEG files cannot be recorded.
- ❑ To avoid recording problems, such as a single frame appearing in multiple frames, close other applications on your system while recording.
- ❑ You cannot use different audio modes on the same tape. If you have AVI files that use different audio modes, they cannot be recorded at the same time, but must be recorded separately.
- ❑ Do not attempt to work with AVI files that are smaller than 4 MB.
- ❑ DVgate Motion does not support hard disk compression. You should not use disk compression if you are planning to work with DVgate Motion.
- ❑ In order to maximize recording capabilities, video and audio data are not available while you are recording.

If DVgate Motion indicates that frames have been dropped, you should try closing all open applications, or you may need to defragment your hard drive.

### *Restoring Audio Drivers*

When you restore the audio drivers from the Application Recovery CD, you need to restart your system to use these drivers. In the Add New Hardware wizard that appears when you restart, click the Next button until you are prompted for the location of the drivers. The audio drivers are located on the Application Recovery CD in `G:\drivers\audio\AL98091701\English`.



### *Using AC-3® to Optical Digital Audio Output*

MiniDisc player/recorders, DAT player/recorders, and older digital receivers do not support Dolby® Digital (AC-3). You should not use the AC-3 to Optical Digital Audio Output option unless you are using a device that supports Dolby Digital. Please refer to the manual supplied with your equipment to determine if it supports Dolby Digital. If you are unsure and you have selected the AC-3 to Optical Digital Audio Output option, turn down the volume on your equipment before using the DVD player.

### *Using America Online or Sony Online Support with WinFax® Basic Edition*

Once you have configured WinFax Basic Edition, it is automatically available for your use. You cannot use America Online or Sony Online Support when the automatic fax receive feature of WinFax Basic Edition is on. To disable this feature, right click the WinFax icon in the task tray at the bottom right corner of your screen, and then select Exit.

### *Memory Upgrade Specifications*

When upgrading memory, use only 3.3V 64-bit PC-100 168 PIN SDRAM DIMM modules. For more information on Digital Studio Computer compatible memory, call Sony at 1-888-4SONYPC (1-888-476-6972).

## *About the Software On Your Computer*

Your VAI0 Digital Studio computer is ready to help you work, play, learn, and communicate as soon as you turn it on. This section gives you an overview of the activities you can perform with your software titles. For support information, see “For Answers to Your Software Questions” on page 23.

Adobe Acrobat<sup>®</sup> Reader

*Adobe Systems Incorporated*

Acrobat Reader software allows you to view, navigate, and print electronic documents in Adobe Portable Document Format (PDF), an open file format that is intended to preserve the fidelity of documents created on all major computer platforms.

Adobe PhotoDeluxe<sup>®</sup> Business Edition

*Adobe Systems Incorporated*

Create amazing photo effects with PhotoDeluxe. Without learning complex software, you can enhance, restore, and be creative with your photos. Includes built-in guided activities, stock photos, clip art, and templates to assist you.

Adobe Premiere<sup>®</sup> LE

*Adobe Systems Incorporated*

Adobe Premiere LE offers an interface and editing tool for producing movies for video, multimedia, or the web. View source clips and edited footage simultaneously in the monitor window. Create video clips up to three hours long with complete audio-video synchronization.

America Online<sup>®</sup>

*America Online*

America Online is the world's most popular Internet online service. Stay in touch with family and friends with Easy-to-Use E-mail, manage your personal finances, get the latest news and sports scores, and chat with thousands of others who share your interests.

AT&T WorldNet<sup>®</sup> Service

*AT&T*

Fast, reliable Internet access from AT&T WorldNet Service. AT&T WorldNet Service provides web-based e-mail, a personalized start page from Excite, easy access to the Excite search engine, free web pages, online and live agent technical support, instant messaging, and special shopping discounts at Market Square.

CompuServe<sup>®</sup>

*CompuServe, Inc.*

CompuServe is the most comprehensive source of organized business and educational information online today. CompuServe allows you to access the vastness of the Internet without wasting time wading through it. Maximize your time online with CompuServe.

Digital Media Park<sup>™</sup>

*Sony Electronics*

An integrated suite of multimedia cataloging and playback programs including Media Bar, Media Library, Media Showcase, and MiniDisc Editor. Manage your music by cataloging your entire CD collection, and then create custom MiniDiscs of your favorite songs.

Dr. Solomon's<sup>®</sup> Anti-Virus

*Dr. Solomon's Software Inc.*

Dr. Solomon's Anti-Virus provides the most comprehensive defense against the spread of viruses, including macro viruses. It can scan inside compressed files and automatically protects your system against viruses sent via e-mail or Internet download.

DVgate<sup>™</sup> Motion

*Sony Electronics*

Connect a digital video camera recorder to the i.LINK connector and capture your own video clips. You can edit the clips from your video, add others, and combine clips into new movie segments.

DVgate<sup>™</sup> Still

*Sony Electronics*

Connect a digital video camera recorder to the i.LINK connector and capture your own still images. You can save your images in a variety of popular file formats.

EarthLink Sprint TotalAccess™  
*EarthLink Network, Inc.*

An Internet Service Provider that supplies access, information, and assistance to its customers, introducing them to the Internet. Member benefits include e-mail, newsgroups, a Personal Start Page, a free 6 MB web site, a member magazine, and 24-hour technical support.

Microsoft® Encarta® 99 Encyclopedia  
*Microsoft Corporation*

Microsoft Encarta Encyclopedia combines current, comprehensive content with up-to-date multimedia technology, providing users with unique, engaging learning experiences. With the 1999 edition, Encarta provides a wealth of information resources and unique interactive features

Microsoft® Internet Explorer for Windows® 98  
*Microsoft Corporation*

Internet Explorer delivers the web the way you want it. It's safe, easy to use, and you can personalize how you access the web. Outlook Express and other tools in Internet Explorer also help you have a great experience when you are on the web!

Microsoft® Money 99  
*Microsoft Corporation*

Microsoft Money 99 is personal finance software that lets you perform your financial tasks, everything from paying bills to planning for the future, in a smarter, faster way. With Money's online services, you can pay bills and bank from the comfort of home.

Microsoft® Outlook® 98  
*Microsoft Corporation*

Outlook 98 is Microsoft's premier messaging and collaboration client. It combines the leading support for Internet standards-based messaging systems with integrated calendar, contact, and task-management features.

Microsoft<sup>®</sup> Works  
*Microsoft Corporation*

Works provides users with the right set of core tools that allows them to write letters and reports, track family and friends with the address book, manage home finances, and create a home inventory.

MotorHead<sup>™</sup>  
*Gremlin Interactive Ltd.*

MotorHead is realistic arcade-racing; high-velocity entertainment that puts you behind the wheel for 3D pure racing action. Power across Europe and USA in the Transatlantic Speed League, where second place is simply not an option.

Netscape Communicator<sup>®</sup>  
*Netscape Communications*

Netscape Communicator is the all-in-one Internet tool that makes it easy to browse the web, send Internet e-mail, chat, read newsgroups, and compose great web documents.

PictureGear<sup>™</sup>  
*Sony Electronics*

This image management software displays images from your hard drive, a Sony digital still camera, or a Sony Mavica<sup>®</sup> camera. The images appear in a convenient light-table format, so that you can easily view the contents of an entire folder.

Prodigy Internet<sup>™</sup>  
*Prodigy Communications Corporation*

An Internet service that helps you find what you need online faster and smarter. Prodigy delivers powerful online content, such as sports scores, stock quotes, news, and easy access to Excite<sup>™</sup>, plus a personal e-mail account and quality customer service, all at a competitive price.

Quicken<sup>®</sup> Basic 99  
*Intuit, Inc*

Quicken is the fastest, easiest way to organize your finances. Quicken works just like your checkbook, so it's easy to learn and use. Quicken manages all of your finances, bank accounts, credit cards, investments, and loans. You can even pay your bills online.

SurfMonkey™  
*MediaLive, Inc*

SurfMonkey is a web browser and online service for kids ages 6-12 that makes the Internet safe, fun, and easy. A talking monkey guides children through web sites and chat rooms, and can read their e-mail out loud. Children cannot go to inappropriate web sites, parents can screen e-mail messages, and chat messages are monitored.

VAIO Smart Keyboard  
*Sony Electronics*

VAIO Smart Keyboard software operates your new easy to use programmable USB keyboard. Six programmable buttons enable you to launch your favorite applications, open frequently used files, access Explorer, or even open your web browser with just the click of a button.

WinFax® Basic Edition  
*Symantec Corporation*

WinFax Basic Edition incorporates an easy-to-use interface that allows you to send and receive faxes easily. Upgrade to WinFax Pro to receive additional features.

*About Your Recovery CDs*

Application Recovery CD(s)  
*Sony Electronics*

The Application Recovery CD program allows you to reinstall individual applications and device drivers. Use it to restore corrupted or accidentally erased files.

System Recovery CD(s)  
*Sony Electronics*

The System Recovery CD program allows you to restore the software titles that shipped with your computer if they become corrupted or are erased accidentally. It can be used only to restore the hard disk of the Sony computer you purchased.

## For Answers to Your Software Questions

### Sony Service Center

For the Sony Service Center nearest you, call at 1-888-4SONYPC (1-888-476-6972).

*Acrobat® Reader, Adobe PhotoDeluxe® Business Edition, Adobe Premiere® LE*  
(Adobe Systems Incorporated)

website	<a href="http://www.adobe.com/">http://www.adobe.com/</a>
phone	206-628-2746 (fee-based support)
fax	206-628-5737
e-mail	<a href="mailto:techdocs@adobe.com">techdocs@adobe.com</a>
hours	M-F, 6 AM-5 PM PT

### America Online® (America Online)

website	<a href="http://www.aol.com/">http://www.aol.com/</a>
phone	800-827-3338
hours	7 days a week, 6 AM - 2 PM ET

### AT&T WorldNet® Service (AT&T)

website	<a href="http://www.worldnet.att.net/">http://www.worldnet.att.net/</a> *
phone	800-400-1447
e-mail	<a href="mailto:worldnet@attmail.com">worldnet@attmail.com</a>
hours	7 days a week, 24 hours a day

\* You must be a WorldNet Service customer to access online support.

### CompuServe® Interactive (CompuServe Interactive, Inc.)

website	<a href="http://www.compuserve.com/">http://www.compuserve.com/</a>
phone	800-848-8990
hours	M-F, 8 AM - 1 AM ET, S-S 10 AM - 10 PM ET

### Dr. Solomon's® Anti-Virus (Dr. Solomon's Software Inc.)

website	<a href="http://www.drsolomon.com/">http://www.drsolomon.com/</a>
phone	888-377-6566
e-mail	<a href="mailto:support@us.drsolomon.com">support@us.drsolomon.com</a>
hours	7 days a week, 24 hours a day

*EarthLink Sprint TotalAccess™ (EarthLink Network, Inc.)*

---

website	<a href="http://help.earthlink.net/techsupport/">http://help.earthlink.net/techsupport/</a>
phone	800-395-8410
e-mail	support@earthlink.net
hours	7 days a week, 24 hours a day

---

*Easy Internet Access (Encompass, Inc.)*

---

website	<a href="http://www.encompss.com/">http://www.encompss.com/</a>
phone	800-927-3000
hours	7 days a week, 24 hours a day

---

*MotorHead™ (Gremlin Interactive Ltd.)*

---

website	<a href="http://www.gremlin.com/">http://www.gremlin.com/</a>
phone	888-4SONYPC (888-476-6972)
hours	7 days a week, 24 hours a day

---

*Windows® 98 Operating System, Works, Money, Encarta, Internet Explorer (Microsoft Corporation)*

---

website	<a href="http://www.microsoft.com/support/">http://www.microsoft.com/support/</a>
phone	888-4SONYPC (888-476-6972)*
hours	7 days a week, 24 hours a day

---

\* Support from 1-888-4SONYPC is free of charge for 90 days after the original date of purchase.

*Netscape Communicator® (Netscape Communications Corporation)*

---

website	<a href="http://www.netscape.com/">http://www.netscape.com/</a>
phone	888-4SONYPC (888-476-6972)*
hours	7 days a week, 24 hours a day

---

\* Support from 1-888-4SONYPC is free of charge for 90 days after the original date of purchase.

*Prodigy Internet™ (Prodigy Communications Corporation.)*

---

website	<a href="http://www.prodigy.com/">http://www.prodigy.com/</a>
phone	800-PRODIGY
hours	7 AM - 3 AM ET

---

*Quicken® Basic (Intuit Inc.)*

---

website	<a href="http://www.intuit.com/support/">http://www.intuit.com/support/</a>
phone	900-555-4688
hours	7 days a week, 24 hours a day

---



---

*SurfMonkey™ (MediaLive, Inc.)*

---

website	<a href="http://www.surfmonkey.com/support/Sub_support.html">http://www.surfmonkey.com/support/Sub_support.html</a>
phone	408-556-2060
e-mail	support@surfmonkey.com
hours	9AM-10PM PT everyday

---

*WinFax® Basic Edition (Symantec Corporation.)*

---

website	<a href="http://www.symantec.com/techsupp/">http://www.symantec.com/techsupp/</a>
phone	800-798-0850
fax	800-554-4403 in North America 541-984-2490 outside North America

---

## Specifications

<i>Model</i>	PCV-E518DS
<i>Processor</i>	500 MHz Pentium® III
<i>Hard Disk Drive</i>	17.28 GB
<i>Standard SDRAM</i>	128 MB PC-100 SDRAM, expandable to 256 MB
<i>Video RAM</i>	8 MB SDRAM
<i>MPEG</i>	“Sony Tuned” MPEG Digital Video supports full- screen video playback
<i>Graphics</i>	3D 2X AGP graphics acceleration (Matrox)
<i>Sound Capabilities</i>	3D Positional Audio (Aureal A3D)
<i>Diskette Drive</i>	3.5” 1.44 MB FDD
<i>CD-RW Drive</i>	CD-RW Drive (4X max. CD-R writing, 2X max. CD-RW writing, 24X max. reading)
<i>Modem</i>	K56flex technology/V.90 compatible data/fax modem
<i>Expansion Capabilities</i>	One PCI slot One additional hard disk drive bay
<i>Connection Capabilities (Front)</i>	USB port i.LINK™ port (4-pin)
<i>Connection Capabilities (Rear)</i>	Optional Keyboard (PS/2-style) Mouse (PS/2-style) USB port Serial port Parallel (printer) Game/MIDI Headphones Line In Microphone VGA Monitor S-Link (Control-A1) Optical Digital Audio Out Two i.LINK ports (6-pin)† Modem line (RJ-11) Phone line (RJ-11)
<i>Supplied Accessories</i>	VAIO Smart™ keyboard Sony two-button mouse RJ-11 phone cable Power cord
<i>Service</i>	90-day limited service. Extendible to one year from original date of purchase upon registration‡
<i>Limited Warranty</i>	90-day parts/labor standard. Extendible to one year from original date of purchase upon registration**
<i>Power Requirements</i>	200 watts maximum
<i>Dimensions</i>	7” (w) x 12” (h) x 13 3/4” (d) (178mm x 304mm x 330mm)

---

<i>Model</i>	<i>PCV-E518DS</i>
<i>Weight</i>	<i>17 lbs. (7.71 kg)</i>
<i>Operating Temperature</i>	<i>50° F to 95° F (+10° C to 35° C)</i>

---

\* Maximum speed for faxing is 14.4 kbytes/s. Your modem is capable of downloading at 56 kbytes/s using K56flex technology or V.90. Your phone service, online service, or Internet Service Provider however, may not support this technology or operate at this speed.

† Six-pin i-LINK connectors on the rear of the system each supply 10V to 12V. The combined total wattage that can be supplied by the two connectors is 6 watts.

‡ Certain restrictions apply

\*\* Certain restrictions apply

Specifications are subject to change without notice.

This product meets the standards of the International Energy Star Program for energy efficiency.

© 1999 Sony Electronics Inc. Reproduction in whole or in part without written permission is prohibited. All rights reserved.

Printed in USA

4-641-501-01



## Free Manuals Download Website

<http://myh66.com>

<http://usermanuals.us>

<http://www.somanuals.com>

<http://www.4manuals.cc>

<http://www.manual-lib.com>

<http://www.404manual.com>

<http://www.luxmanual.com>

<http://aubethermostatmanual.com>

Golf course search by state

<http://golfingnear.com>

Email search by domain

<http://emailbydomain.com>

Auto manuals search

<http://auto.somanuals.com>

TV manuals search

<http://tv.somanuals.com>