

SONY[®]

User guide

Magnetic Charging Dock

DK32/DK33/DK36

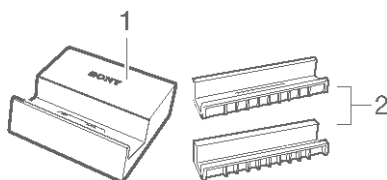
Contents

Introduction.....	3
Charging made easy.....	3
Using the Magnetic Charging Dock.....	4
Using the attachments.....	4
Charging your phone.....	4
Legal information.....	5
Declaration of Conformity for DK32.....	5
Declaration of Conformity for DK33.....	5
Declaration of Conformity for DK36.....	6

Introduction

Charging made easy

This charging dock is designed exclusively for your Xperia™ smartphone so that you can charge the phone without having to open the USB cover. The dock positions your phone at a comfortable viewing angle so that you can easily browse content while it's charging.

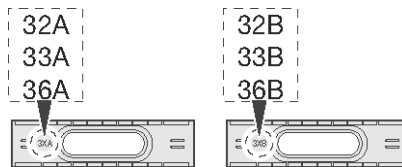


- 1 Charging dock
- 2 Attachments for holding phone in place

Using the Magnetic Charging Dock

Using the attachments

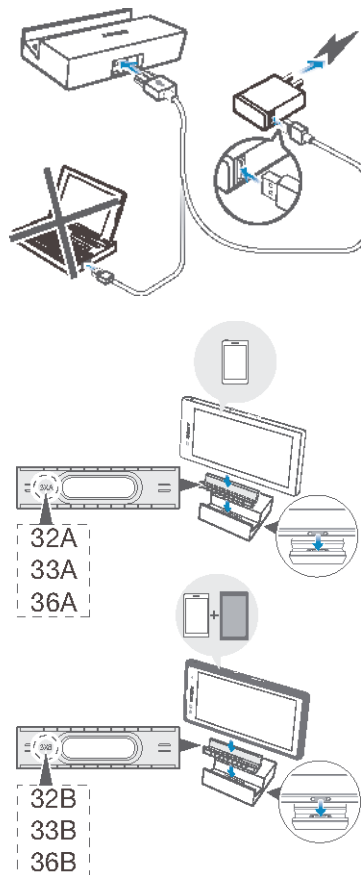
Your accessory comes with two attachments of different width. Each attachment can fit into the charging dock and hold your phone in place while you charge it. Use the attachment marked with an "A" to attach a phone without a casing. If your phone has a protective case, use the attachment marked with a "B".



- ! Attachment B may not be compatible with all protective cases.

Charging your phone

To charge your phone using the Magnetic Charging Dock



- 1 Plug the charger cable into the charging dock. Then plug the charger cable into your phone charger and plug the charger into a power outlet.
 - 2 Insert the required attachment into the charging dock.
 - 3 Place your phone in the dock so that the connectors on the side of the phone make contact with the connectors in the dock. The phone now starts to charge.
 - 4 If the Smart Connect pop-up window appears, follow the instructions to enable a pre-configured set of actions.
- ! Your phone does not charge if you plug the charger cable into the USB port of a computer.

Legal information

SonyDK32/DK33/DK36

Prior to use, please read the *Important information* leaflet separately provided.

This User guide is published by Sony Mobile Communications AB or its local affiliated company, without any warranty. Improvements and changes to this User guide necessitated by typographical errors, inaccuracies of current information, or improvements to programs and/or equipment, may be made by Sony Mobile Communications AB at any time and without notice. Such changes will, however, be incorporated into new editions of this User guide.

All rights reserved.

©2013 Sony Mobile Communications AB.

Sony is the trademark or registered trademark of Sony Corporation.

All product and company names mentioned herein are the trademarks or registered trademarks of their respective owners. Any rights not expressly granted herein are reserved. All other trademarks are property of their respective owners.

Visit www.sonymobile.com for more information.

All illustrations are for illustration only and may not accurately depict the actual accessory.

Declaration of Conformity for DK32

We, Sony Mobile Communications AB of

Nya Vattentorget

SE-221 88 Lund, Sweden

declare under our sole responsibility that our product

Sony type AI-0030

and in combination with our accessories, to which this declaration relates is in conformity with the appropriate standards **EN 301 489-7:V1.3.1 and EN 60 950-1:2006+A11:2009+A1:2010** following the provisions of, EMC directive 2008/108/EC.

Lund, November 2013



A handwritten signature in blue ink, appearing to read 'P. Thuresson', is written over a horizontal line.

Pär Thuresson,
Quality Officer, SVP, Quality & Customer Services

Declaration of Conformity for DK33

We, Sony Mobile Communications AB of

Nya Vattentorget

SE-221 88 Lund, Sweden

declare under our sole responsibility that our product

Sony type AI-0021

and in combination with our accessories, to which this declaration relates is in conformity with the appropriate standards **EN 301 489-7:V1.3.1 and EN 60 950-1:2006+A11:2009+A1:2010** following the provisions of, EMC directive 2008/108/EC, Low voltage directive 2006/95/EC.

Lund, November 2013





Pär Thuresson,
Quality Officer, SVP, Quality & Customer Services

Declaration of Conformity for DK36

We, Sony Mobile Communications AB of
Nya Vattentornet
SE-221 88 Lund, Sweden

declare under our sole responsibility that our product

Sony type AI-0024

and in combination with our accessories, to which this declaration relates is in conformity with the appropriate standards **EN 301 489-7:V1.3.1 and EN 60 950-1:2006+A11:2009+A1:2010** following the provisions of, EMC directive 2008/108/EC, Low voltage directive 2006/95/EC.

Lund, November 2013



Pär Thuresson,
Quality Officer, SVP, Quality & Customer Services

FCC Statement

This device complies with Part 15 of the FCC rules. Operation is subject to the following two conditions: (1) This device may not cause harmful interference, and (2) This device must accept any interference received, including interference that may cause undesired operation.



Any change or modification not expressly approved by Sony may void the user's authority to operate the equipment.

This equipment has been tested and found to comply with the limits for a Class B digital device, pursuant to Part 15 of the FCC Rules. These limits are designed to provide reasonable protection against harmful interference in a residential installation. This equipment generates, uses and can radiate radio frequency energy and, if not installed and used in accordance with the instructions, may cause harmful interference to radio communications. However, there is no guarantee that interference will not occur in a particular installation.

If this equipment does cause harmful interference to radio or television reception, which can be determined by turning the equipment off and on, the user is encouraged to try to correct the interference by one or more of the following measures:

- Reorient or relocate the receiving antenna.
- Increase the separation between the equipment and receiver.
- Connect the equipment into an outlet on a circuit different from that to which the receiver is connected.
- Consult the dealer or an experienced radio/TV technician for help.

Industry Canada Statement

This device complies with RSS-210 of Industry Canada.

Operation is subject to the following two conditions: (1) this device may not cause interference, and (2) this device must accept any interference, including interference that may cause undesired operation of the device.

This Class B digital apparatus complies with Canadian ICES-003.

Cet appareil numérique de la classe B est conforme à la norme NMB-003 du Canada.

Avis d'industrie Canada

Le présent appareil est conforme aux CNR d'Industrie Canada applicables aux appareils radio exempts de licence.

L'exploitation est autorisée aux deux conditions suivantes: (1) l'appareil ne doit pas produire de brouillage, et, (2) l'utilisateur de l'appareil doit accepter tout brouillage radioélectrique subi, même si le brouillage est susceptible d'en compromettre le fonctionnement.

Free Manuals Download Website

<http://myh66.com>

<http://usermanuals.us>

<http://www.somanuals.com>

<http://www.4manuals.cc>

<http://www.manual-lib.com>

<http://www.404manual.com>

<http://www.luxmanual.com>

<http://aubethermostatmanual.com>

Golf course search by state

<http://golfingnear.com>

Email search by domain

<http://emailbydomain.com>

Auto manuals search

<http://auto.somanuals.com>

TV manuals search

<http://tv.somanuals.com>