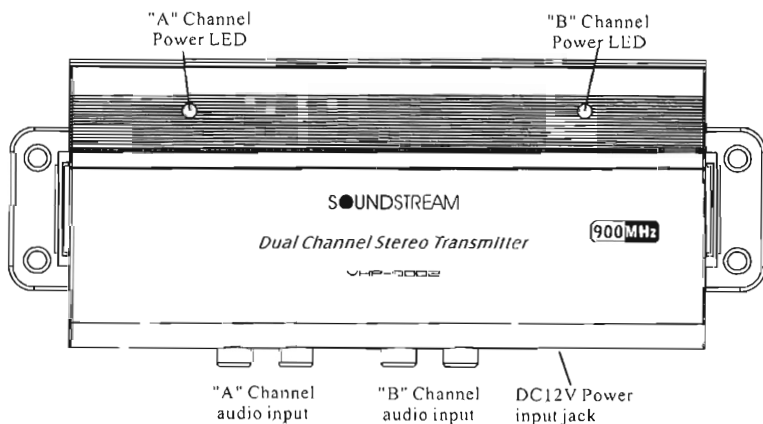


SOUNDSTREAM

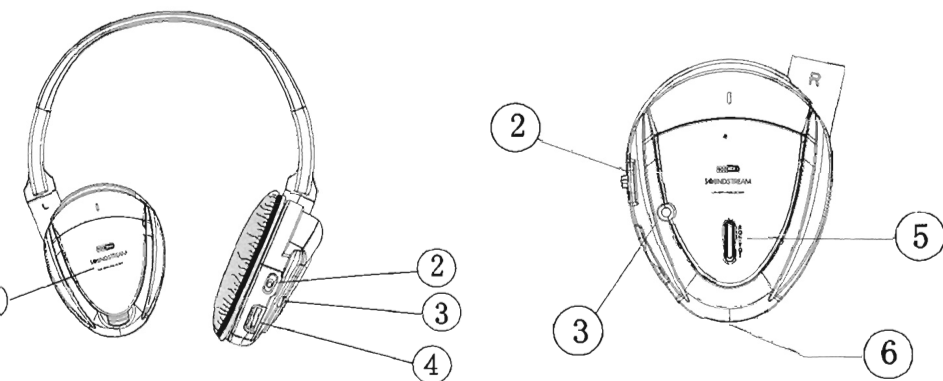
WWW.SOUNDSTREAM.COM

VHP-9002

RF Wireless Stereo Headphone USER'S MANUAL



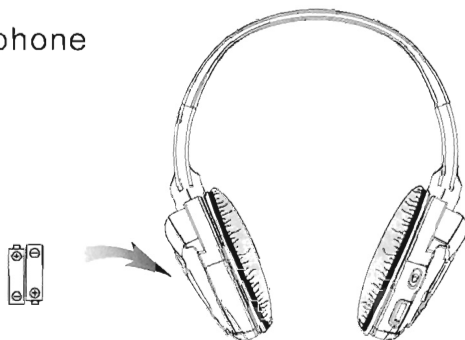
1. Transmitter



2.Headphone

Headphone specification:

- (1)Battery compartment cover
- (2)Power and channel switch
- (3)Power and channel indicator
- (4)Volume control knob
- (5)Monitor button
- (6)Audio input jack for wired headphone



Installing batteries into the Headphone

- Open the battery compartment cover(①) located on the earpiece..
- Insert 2 AAA alkaline batteries(not included) according to polarity
- Close the battery compartment cover(①).

Using the wireless headphone

1. Switch ON audio/video component conncted to the transmitter. When the audio signal is input to the transmitter, the transmitter will automatically turn on and the Power LED will glow.

Note: When no audio signal input to the transmitter. It will automatically turn off after 3-5 minutes.

- 2.Slide the **Power & channel switch** of the headphone to **A** or **B** , the **Power & signal receiving indicator** will illuminate..

3. If the headphone receives signal, the **Power & signal receiving indicator** turns to green. Slide **Power & channel switch** of the headphone to **A** or **B**, select the correct reception channel.
4. Adjust the volume of the headphone with the **Volume control knob** to desired listening level.
5. You can silence the music to listen outside by press the **Monitor button** continuously and release the **Monitor button** to listen to the sound of the headphone playing again.
6. Slide the **Power switch** of the headphone to position **OFF** to power off the headphone when it is not in use.
7. Connect audio source and **Audio input jack** of the headphone with audio connect line, the headphone is also used as regular wired stereo headphone without battery.
8. You can rotate the earcups 90° and the fold-flat earcups increases portability and ease of storage.

SPECIAL FEATURES

1. Double PLL and MCU System:

Not only transmitter but also the wireless headphone is equipped with a Phase Lock Loop(PLL) and Micro Computer system providing the ultimate in transmission and reception frequency stability.

2. Active Noise Reduction Technology

We can listen to more clear sound with analog FM wireless headphone by virtually eliminating the background "hissing" noise that is sometimes noticeable during silent pauses and quiet passages.

3. Auto mute

If no signal is received by the headphone, the headphone will automatically mute.

4. Fold-flat earcups

The fold-flat earcups increases portability and ease of storage.

Cleaning the Headphones

Remove dust or stains with a damp cloth only. Do not use alcohol, benzene or thinner.

CAUTION

Listening at high volume levels can lead to permanent hearing damage.

WARNING

Do not try to disassemble headphone.

Do not place headphone near heat sources or in direct sunlight.

Do not place on very cold surfaces.

Do not place headphones where there is moisture, rain, vibration, shock or excessive dust environment.

Do not store in an unstable location or in a magnetic zone. Keep and operate Headphone in a well-ventilated environment.

Do not use oil or grease any mechanical parts. All moving parts require no lubrication.

If any liquid should accidentally fall on or get into the product, immediately switch off power.

Turn power off the headphone when it is not in use for a long time.

System Components:

(1) Transmitter	1 pcs
(2) Headphone	2 pcs
(3) User Manual	1 pcs

Technical Specifications

- 1) System: UHF/RF
- 2) Carrier frequency:
A CH: 914MHz B CH: 915MHz
- 3) Modulation: FM
- 4) Mode: stereo
- 5) Transmission Power: < 10mW
- 6) Operation distance: 100M (open air)
- 7) S/N ratio: ≥ 75 dB
- 8) Channel separation: > 50dB
- 9) Distortion: < 1%
- 10) Frequency response: 30 - 20,000Hz
- 11) Power supply of transmitter: DC 12V 150mA
- 12) Power supply of headphone: 2 x AAA

Free Manuals Download Website

<http://myh66.com>

<http://usermanuals.us>

<http://www.somanuals.com>

<http://www.4manuals.cc>

<http://www.manual-lib.com>

<http://www.404manual.com>

<http://www.luxmanual.com>

<http://aubethermostatmanual.com>

Golf course search by state

<http://golfingnear.com>

Email search by domain

<http://emailbydomain.com>

Auto manuals search

<http://auto.somanuals.com>

TV manuals search

<http://tv.somanuals.com>