

HDMI Distribution Amplifier

Multi-port HDMI Distribution Amplifier with HDCP

ST122HDMI
ST124HDMI
ST128HDMI

Instruction Manual



Actual product may vary from photo

CONVERGEAV

StarTech.com

The Professionals' Source for Hard-to-Find Computer Parts

FCC Compliance Statement

This equipment has been tested and found to comply with the limits for a Class B digital device, pursuant to part 15 of the FCC Rules. These limits are designed to provide reasonable protection against harmful interference in a residential installation. This equipment generates, uses and can radiate radio frequency energy and, if not installed and used in accordance with the instructions, may cause harmful interference to radio communications. However, there is no guarantee that interference will not occur in a particular installation. If this equipment does cause harmful interference to radio or television reception, which can be determined by turning the equipment off and on, the user is encouraged to try to correct the interference by one or more of the following measures:

- Reorient or relocate the receiving antenna.
- Increase the separation between the equipment and receiver.
- Connect the equipment into an outlet on a circuit different from that to which the receiver is connected.
- Consult the dealer or an experienced radio/TV technician for help.

Use of Trademarks, Registered Trademarks, and other Protected Names and Symbols

This manual may make reference to trademarks, registered trademarks, and other protected names and/or symbols of third-party companies not related in any way to StarTech.com. Where they occur these references are for illustrative purposes only and do not represent an endorsement of a product or service by StarTech.com, or an endorsement of the product(s) to which this manual applies by the third-party company in question. Regardless of any direct acknowledgement elsewhere in the body of this document, StarTech.com hereby acknowledges that all trademarks, registered trademarks, service marks, and other protected names and/or symbols contained in this manual and related documents are the property of their respective holders.

Table of Contents

Introduction	1
<i>Features</i>	<i>1</i>
Before You Begin	1
<i>System Requirements</i>	<i>1</i>
<i>Contents</i>	<i>1</i>
Operation Controls and Functions - ST122HDMI	2
Connection and Installation - ST122HDMI	3
Operation Controls and Functions - ST124HDMI	4
Connection and Installation - ST124HDMI	5
Operation Controls and Functions - ST128HDMI	6
Connection and Installation - ST128HDMI	7
Specifications	8
Technical Support	9
Warranty Information	9

Introduction

Thank for purchasing a StarTech.com HDMI Distribution Amplifier with HDCP. With support for HDTV resolutions of up to 1080p, this device offers the perfect solution for distributing your high-definition signal to multiple displays, all from a single video source.

Features

- Distribute an HDMI signal to 2, 4 or 8 displays without any degradation or loss of signal quality
- Supports VGA to UXGA PC resolutions
- Supports 480p to 1080p HDTV resolutions
- Can be cascaded up to three levels
- HDMI 1.1 and HDCP 1.1 compliant

Before You Begin

System Requirements

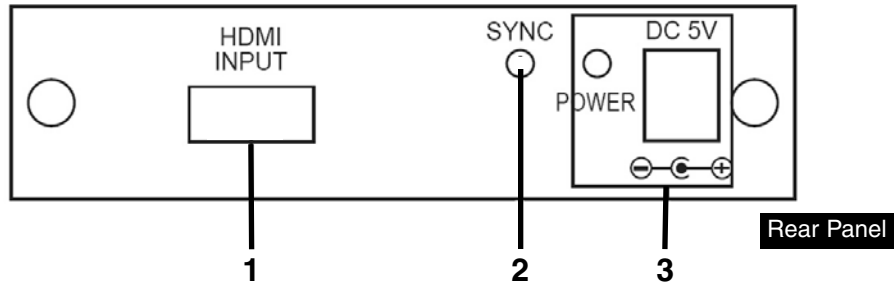
- An HDMI Video Source
- An available power outlet
- HDMI Cable (1 per connection from Distribution Amp to each display)

Contents

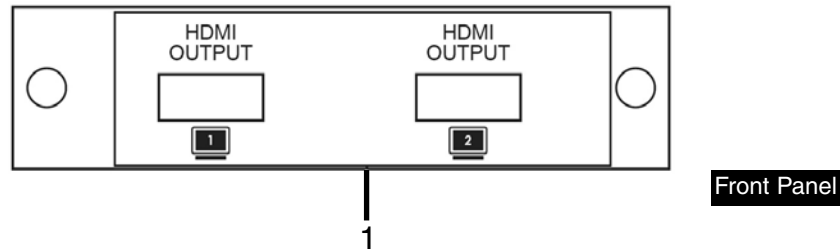
This package should contain:

- 1 x HDMI Distribution Amplifier
- 1 x Instruction Manual
- 1 x Power Adapter

Operation Controls and Functions - ST122HDMI

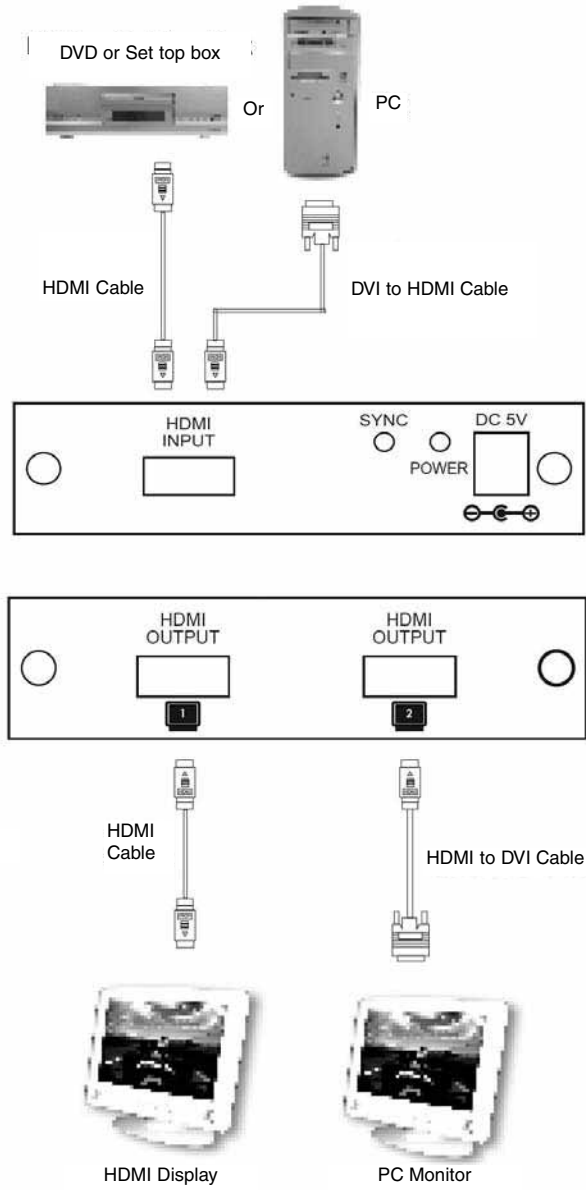


1. HDMI input: Connect to the HDMI or DVI output of your source equipment (i.e. DVD player or set-top-box)
2. Sync LED: The LED will illuminate when the HDMI source signal is connected to the input.
3. Power Input: Plug the supplied 5VDC power supply into the unit. The LED will illuminate when connected.

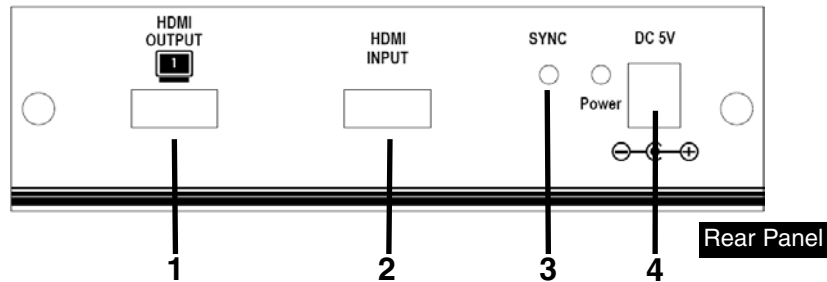


1. **HDMI Output(s) 1 & 2** : Connect each of these output ports to the HDMI input of an HDMI display.

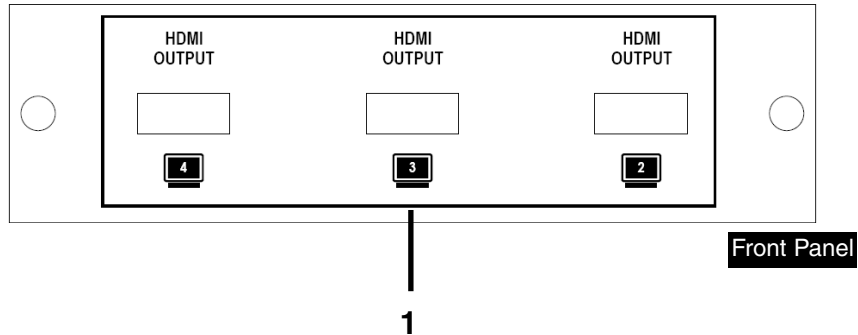
Connection and Installation - ST122HDMI



Operation Controls and Functions - ST124HDMI

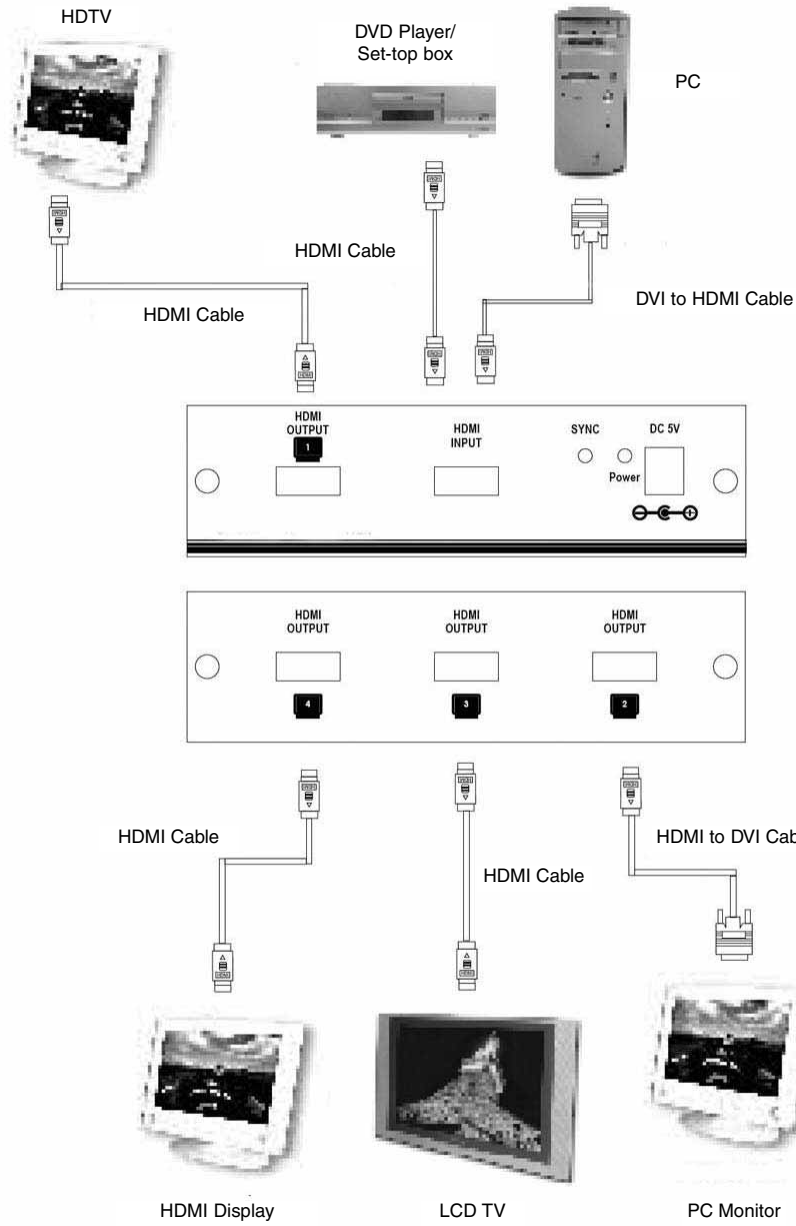


1. **HDMI Output 1** : Connect to the HDMI input of your first display.
2. **HDMI Input**: Connect to the HDMI or DVI output of your source equipment such as DVD player or set-top box.
3. **Sync Led**: The LED will illuminate when the HDMI source signal is connected to the input.
4. **Power Input**: Plug the supplied 5VDC power supply into the unit. The LED will illuminate when connected.

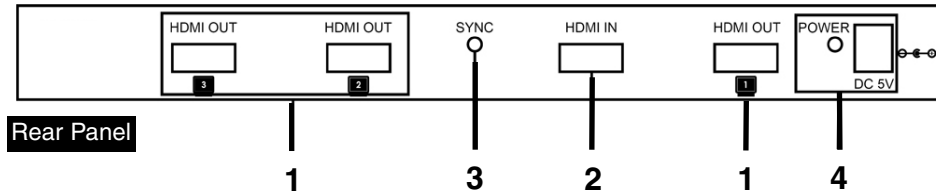


1. **HDMI Outputs 2/3/4**: Connect each of these output ports to the HDMI input of an HDMI display

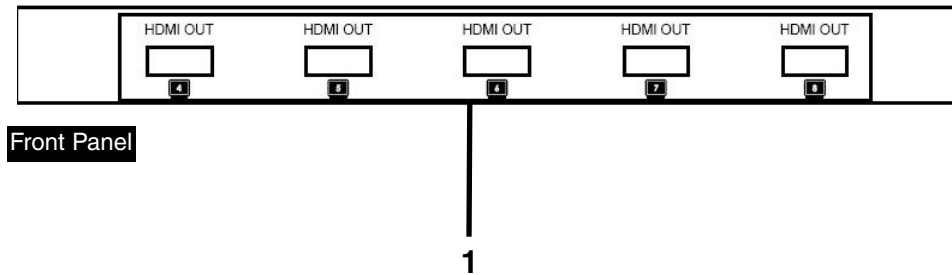
Connection and Installation - ST124HDMI



Operation Controls and Functions - ST128HDMI

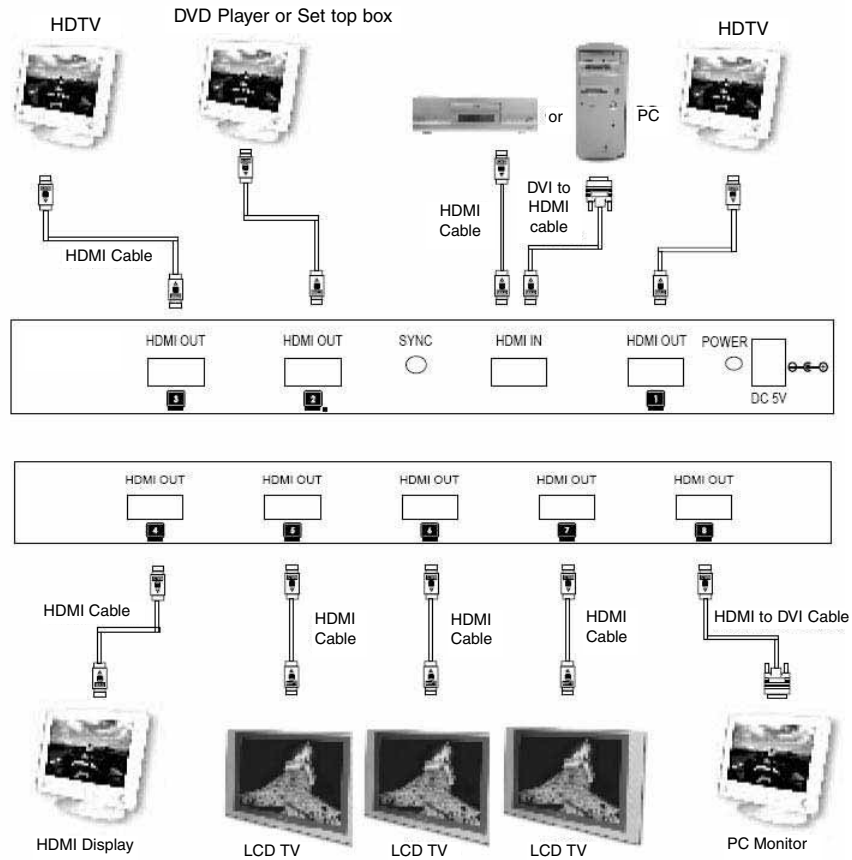


1. **HDMI Output 1, 2, 3:** Connect to the HDMI input of your displays
2. **HDMI Input:** Connect to the HDMI or DVI output of your source equipment such as DVD player or set-top box.
3. **Sync Led:** The LED will illuminate when the HDMI source signal is connected to the input.
4. **Power Input:** Plug the supplied 5VDC power supply into the unit. The LED will illuminate when connected.



1. **HDMI Outputs 4, 5, 6, 7, 8:** Connect each of these output ports to the HDMI input of an HDMI display

Connection and Installation - ST128HDMI



Specifications

Frequency bandwidth	1.65Gbps(single link)
Input/Output	<p>ST124HDMI: 1-in/2-out HDMI female port/Power consumption: 6W Max</p> <p>ST124HDMI: 1-in/4-out HDMI female port/Power consumption: 6W Max</p> <p>ST128HDMI: 1-in/8-out HDMI female port/Power consumption: 6W Max</p>
Power Supply	5V DC (universal)
Operating Temperature	0 ~ 70°C
Operating Humidity	30 to 80% RH
Dimensions	<p>ST122HDMI: 102(W) x92(D) x 25(H)mm (4 x 3.6 x 1.4")</p> <p>ST124HDMI: 102(W) x141(D) x 38(H)mm (4 x 5.6 x 1.5")</p> <p>ST128HDMI: 240(W) x103(D) x 24(H)mm (9.45 x 4.06 x .94")</p>
Weight	<p>ST122HDMI: 220g</p> <p>ST124HDMI: 550g</p> <p>ST128HDMI: 1kg</p>
Regulatory Certifications	FCC, CE, ROHS, WEEE

Technical Support

StarTech.com's lifetime technical support is an integral part of our commitment to provide industry-leading solutions. If you ever need help with your product, visit www.startech.com/support and access our comprehensive selection of online tools, documentation, and downloads.

Warranty Information

This product is backed by a one-year warranty. In addition, StarTech.com warrants its products against defects in materials and workmanship for the periods noted, following the initial date of purchase. During this period, the products may be returned for repair, or replacement with equivalent products at our discretion. The warranty covers parts and labor costs only. StarTech.com does not warrant its products from defects or damages arising from misuse, abuse, alteration, or normal wear and tear.

Limitation of Liability

In no event shall the liability of StarTech.com Ltd. and StarTech.com USA LLP (or their officers, directors, employees or agents) for any damages (whether direct or indirect, special, punitive, incidental, consequential, or otherwise), loss of profits, loss of business, or any pecuniary loss, arising out of or related to the use of the product exceed the actual price paid for the product. Some states do not allow the exclusion or limitation of incidental or consequential damages. If such laws apply, the limitations or exclusions contained in this statement may not apply to you.

About StarTech.com

StarTech.com is “The Professionals’ Source for Hard-to-Find Computer Parts”. Since 1985, we have been providing IT professionals with the quality products they need to complete their solutions. We offer an unmatched selection of computer parts, cables, server management solutions and A/V products and serve a worldwide market through our locations in the United States, Canada, the United Kingdom and Taiwan.

Visit **www.startech.com** for complete information about all our products and to access exclusive interactive tools such as the Parts Finder and the KVM Reference Guide. StarTech.com makes it easy to complete almost any IT solution. Find out for yourself why our products lead the industry in performance, support, and value.

Revised: 7 December 2006 (Rev. A)

Free Manuals Download Website

<http://myh66.com>

<http://usermanuals.us>

<http://www.somanuals.com>

<http://www.4manuals.cc>

<http://www.manual-lib.com>

<http://www.404manual.com>

<http://www.luxmanual.com>

<http://aubethermostatmanual.com>

Golf course search by state

<http://golfingnear.com>

Email search by domain

<http://emailbydomain.com>

Auto manuals search

<http://auto.somanuals.com>

TV manuals search

<http://tv.somanuals.com>