

USB to USB Data Transfer Cable for Windows and Mac

PCMACLINK2



DE: Bedienungsanleitung - de.startech.com

FR: Guide de l'utilisateur - fr.startech.com

ES: Guía del usuario - es.startech.com

IT: Guida per l'uso - it.startech.com

NL: Gebruiksaanwijzing - nl.startech.com

PT: Guia do usuário - pt.startech.com

FCC Compliance Statement

This equipment has been tested and found to comply with the limits for a Class B digital device, pursuant to part 15 of the FCC Rules. These limits are designed to provide reasonable protection against harmful interference in a residential installation. This equipment generates, uses and can radiate radio frequency energy and, if not installed and used in accordance with the instructions, may cause harmful interference to radio communications. However, there is no guarantee that interference will not occur in a particular installation. If this equipment does cause harmful interference to radio or television reception, which can be determined by turning the equipment off and on, the user is encouraged to try to correct the interference by one or more of the following measures:

Reorient or relocate the receiving antenna.

Increase the separation between the equipment and receiver.

Connect the equipment into an outlet on a circuit different from that to which the receiver is connected.

Consult the dealer or an experienced radio/TV technician for help.

Use of Trademarks, Registered Trademarks, and other Protected Names and Symbols

This manual may make reference to trademarks, registered trademarks, and other protected names and/or symbols of third-party companies not related in any way to StarTech.com. Where they occur these references are for illustrative purposes only and do not represent an endorsement of a product or service by StarTech.com, or an endorsement of the product(s) to which this manual applies by the third-party company in question. Regardless of any direct acknowledgement elsewhere in the body of this document, StarTech.com hereby acknowledges that all trademarks, registered trademarks, service marks, and other protected names and/or symbols contained in this manual and related documents are the property of their respective holders.

Table of Contents

Introduction.....	1
Packaging Contents	1
System Requirements	1
Installation.....	2
Hardware Installation.....	2
Driver Installation	3
How to Use.....	3
Specifications.....	5
Technical Support.....	6
Warranty Information.....	6

Introduction

The StarTech.com USB to USB Data Transfer Cable lets you easily transfer files between two computer systems (PC and Mac) using USB 2.0 connectivity. The cable features a built-in software suite that allows for file transfers between two PCs or two Macs, or even between a PC and Mac. No complicated network sharing to setup, or external storage devices to move between computers. Simply plug in the cable to both computers and run the software to begin transferring files directly between the two computers. In addition to file transfers, the software suite also allows you to sync emails from Microsoft Outlook[®], synchronize the contents of entire folders, or even share the CD/DVD drive and Internet connection between the two Windows PCs.

Packaging Contents

- 1 x PCMACLINK2 transfer cable
- 1 x Installation Guide

System Requirements

- Intel[®] Pentium[®] II or PowerPC[®] G4 or higher processor
- RAM: 512MB minimum
- 100MB or more of available disk space
- Available USB 2.0 port
- Microsoft[®] Windows[®] XP/Server 2003/Vista/Server 2008 R2/7 (32/64-bit) or Apple[®] Mac OS[®] X

Installation

Hardware Installation

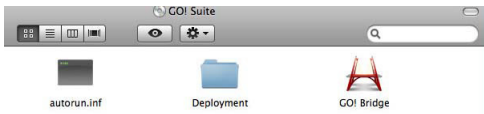
1. Plug either end of the PCMACLINK2 adapter cable into a USB port of one of the computers you wish to transfer files between.
2. The computer will then attempt to automatically install the PCMACLINK2 and then mount a disk image on the computer system.
3. Launch the Go!Suite program from the disk image.
4. Plug the other end of the PCMACLINK2 adapter cable into the USB port of a second computer.
5. The second computer will then attempt to automatically install the PCMACLINK2 and then mount a disk image on the computer system.
6. Launch the Go!Suite program from the disk image.



*Go!Suite on Windows

7. Run the appropriate application on both computer for the action you wish to perform.

NOTE: Mac OS only has the option to run the Go!Bridge application.



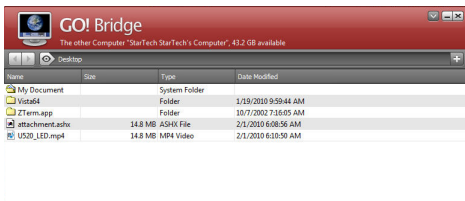
Driver Installation

No driver installation is required for this adapter.

How to Use

With the Go!Suite program running on both computer systems, it will allow you to run the different available applications.

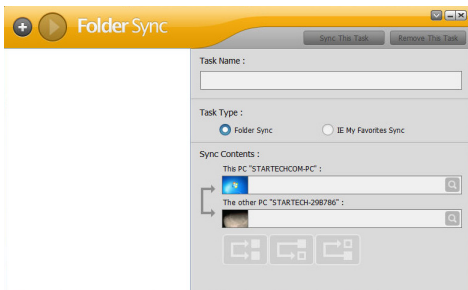
- Go!Bridge allows for bidirectional file transfers between two computer systems (PC/Mac). The browser window shows the files and folders of the other computer, where files can be dragged and dropped to and from.



- Remote Share allows two Windows PCs to share a single Internet connection and/or CD/DVD drive. The PC initiating the Remote Share will attempt to use the resources on the other PC and be able to use them as if they existed locally.



- Folder Sync allows folders across two Windows PCs to be synchronized based on date modified. Multiple tasks can be setup and the direction of the synchronization can also be specified.



- Outlook Sync allows emails, contacts, calendar, etc in Microsoft Outlook® to be synchronized across two Windows PCs. The direction of the synchronization can also be specified.



Specifications

Bus Interface	USB 2.0
Chipset ID	OTI-2208
Connectors	2 x USB type A male
LEDs	2 x Link/Activity
Maximum Data Transfer Rate	USB 2.0: 480Mbps
Operating Temperature	0°C ~ 40°C (32°F ~ 104°F)
Storage Temperature	-50°C ~ 70°C (-58°F ~ 158°F)
Humidity	0 ~ 80% RH
Cable Length	5 ft.
Compatible Operating Systems	Windows XP/Server 2003/Vista/Server 2008 R2/7 (32/64-bit), Mac OS X

Technical Support

StarTech.com's lifetime technical support is an integral part of our commitment to provide industry-leading solutions. If you ever need help with your product, visit www.startech.com/ support and access our comprehensive selection of online tools, documentation, and downloads.

Warranty Information

This product is backed by a two year warranty.

In addition, StarTech.com warrants its products against defects in materials and workmanship for the periods noted, following the initial date of purchase. During this period, the products may be returned for repair, or replacement with equivalent products at our discretion. The warranty covers parts and labor costs only. StarTech.com does not warrant its products from defects or damages arising from misuse, abuse, alteration, or normal wear and tear.

Limitation of Liability

In no event shall the liability of StarTech.com Ltd. and StarTech.com USA LLP (or their officers, directors, employees or agents) for any damages (whether direct or indirect, special, punitive, incidental, consequential, or otherwise), loss of profits, loss of business, or any pecuniary loss, arising out of or related to the use of the product exceed the actual price paid for the product. Some states do not allow the exclusion or limitation of incidental or consequential damages. If such laws apply, the limitations or exclusions contained in this statement may not apply to you.

StarTech.com

Hard-to-find **made easy**®

Hard-to-find made easy. At StarTech.com, that isn't a slogan. It's a promise.

StarTech.com is your one-stop source for every connectivity part you need. From the latest technology to legacy products — and all the parts that bridge the old and new — we can help you find the parts that connect your solutions.

We make it easy to locate the parts, and we quickly deliver them wherever they need to go. Just talk to one of our tech advisors or visit our website. You'll be connected to the products you need in no time.

Visit **www.startech.com** for complete information on all StarTech.com products and to access exclusive resources and time-saving tools.

StarTech.com is an ISO 9001 Registered manufacturer of connectivity and technology parts. StarTech.com was founded in 1985 and has operations in the United States, Canada, the United Kingdom and Taiwan servicing a worldwide market.

Download from [Www.Somanuals.com](http://www.Somanuals.com). All Manuals Search And Download.

Free Manuals Download Website

<http://myh66.com>

<http://usermanuals.us>

<http://www.somanuals.com>

<http://www.4manuals.cc>

<http://www.manual-lib.com>

<http://www.404manual.com>

<http://www.luxmanual.com>

<http://aubethermostatmanual.com>

Golf course search by state

<http://golfingnear.com>

Email search by domain

<http://emailbydomain.com>

Auto manuals search

<http://auto.somanuals.com>

TV manuals search

<http://tv.somanuals.com>