

FEATURES

- Four design options: framed, overlay, flush inset and stainless steel.
- Dual refrigeration system ensures the freshest food and energy efficiency.
- Electronic microprocessor constantly monitors entire unit to ensure proper food storage environment.
- Air purification system reduces odors, bacteria, viruses and ethylene gas.
- Advanced water filtration system.
- Dispenser provides ice and chilled water through the door.
- Illuminated touch control panel.
- Bright interior lighting throughout, including storage drawer area.
- Adjustable door shelves, spill-proof glass refrigerator shelves, dairy compartment and wire freezer shelves.
- Crisper and deli drawers form a lower-temperature zone ideal for produce and meats.
- Soft-close glide system on refrigerator storage drawers.
- Easy-access flip-up grille.
- Informational freshness cards.
- Automatic ice maker provides crescent-shaped ice—max ice feature increases production for a 24-hour period.



MODEL OPTIONS

OVERLAY

Framed, overlay, flush inset BI-42SD/O

STAINLESS STEEL

Tubular handles BI-42SD/S/TH
Pro handles BI-42SD/S/PH

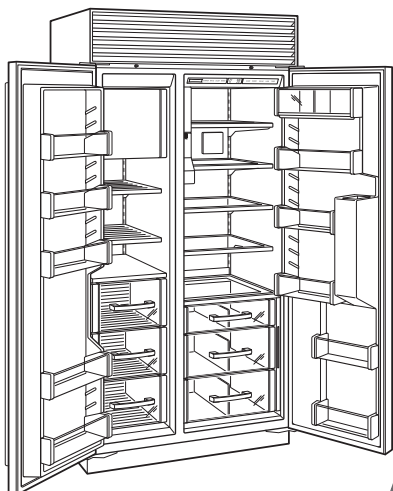
INTERIOR FEATURES

REFRIGERATOR

4 Adjustable glass shelves
1 Stationary glass shelf
1 High-humidity drawer with divider
2 Storage drawers with divider
3 Adjustable door shelves
2 Stationary door shelves
Adjustable dairy compartment

FREEZER

2 Adjustable wire shelves
1 Stationary solid shelf
3 Storage drawers
5 Adjustable door shelves
Automatic ice maker with dispenser



ACCESSORIES

- Grilles for 83" or 88" finished height (84" is standard).
- Framed front panels in white or stainless steel.
- Flush inset panels in stainless steel with tubular or pro handles.
- Custom front panel mounting kit.
- Side panel in white or stainless steel.
- Stainless steel tubular and pro handles.
- Full-length standard and extended framed handles.
- Stainless steel kickplate.
- Partial framed kit for stainless steel panels above and below dispenser.
- Dozen egg container.
- Replacement air purification cartridge and water filter.

Accessories available through an authorized Sub-Zero dealer. For local dealer information, visit the find a showroom section of our website, subzero.com.

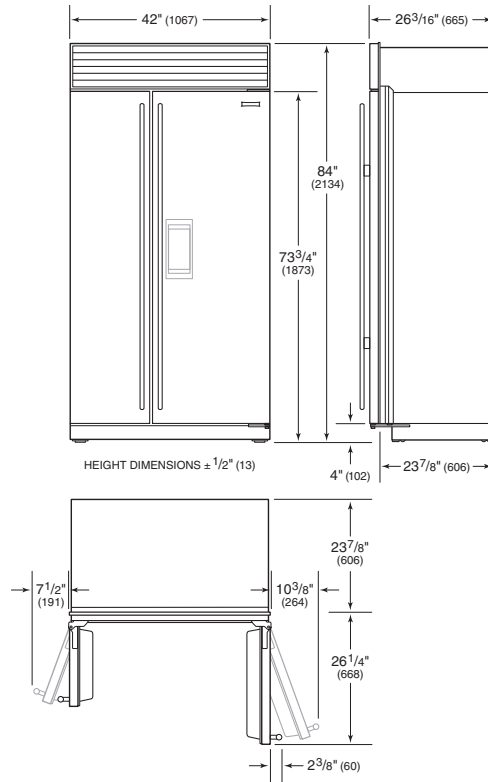
SPECIFICATIONS

PRODUCT	
Dimensions	42"W x 84"H x 24"D
Weight	608 lb
CAPACITY	
Refrigerator	16.0 cu ft
Freezer	7.9 cu ft
ELECTRICAL	
Supply Service	115 VAC, 60 Hz 15 amp circuit
PLUMBING	
Supply	1/4" OD copper, braided stainless steel or PEX tubing
Pressure	35-120 psi

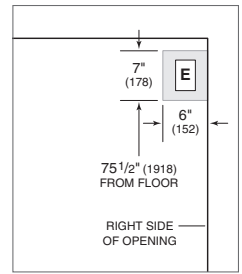
Specifications are subject to change without notice. Visit subzero.com/specs for the most up-to-date information.

Dimensions may vary ±1/8" (3). Dimensions in parentheses are millimeters unless otherwise specified.

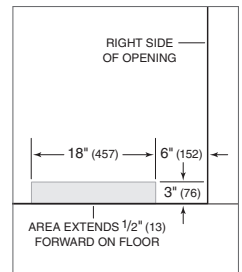
DIMENSIONS



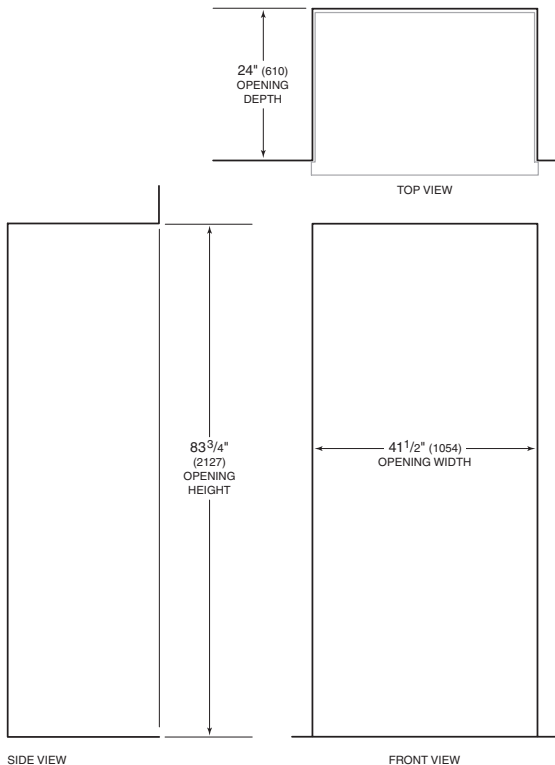
ELECTRICAL



PLUMBING

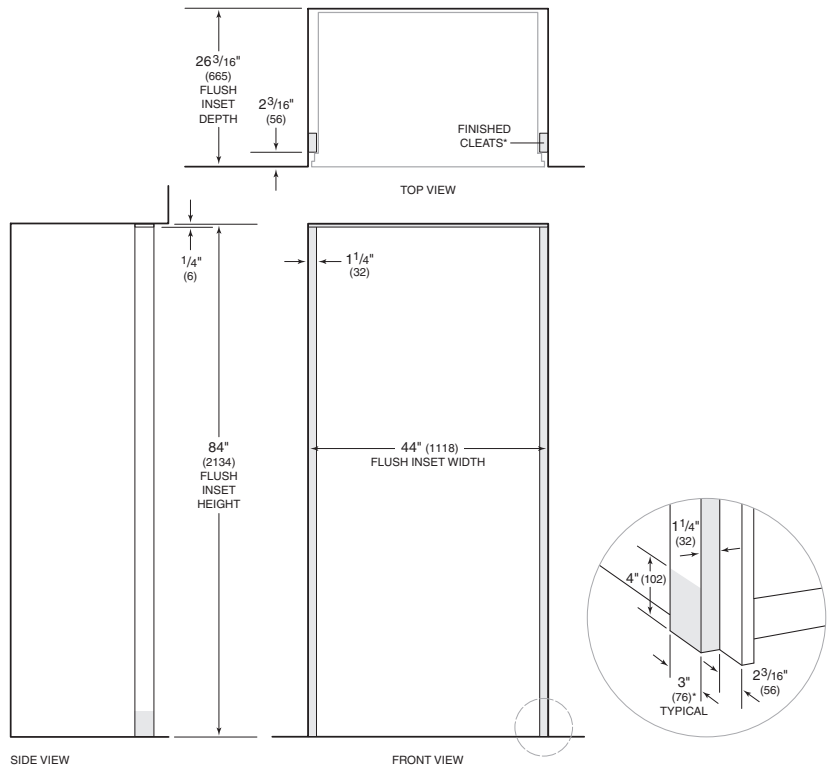


STANDARD INSTALLATION



NOTE: Shaded line represents profile of unit.

FLUSH INSET INSTALLATION



*3" (76) typical depth. Shaded areas will be visible and should be finished to match cabinetry.
NOTE: Shaded line represents profile of unit with 3/4" (19) panel.

Free Manuals Download Website

<http://myh66.com>

<http://usermanuals.us>

<http://www.somanuals.com>

<http://www.4manuals.cc>

<http://www.manual-lib.com>

<http://www.404manual.com>

<http://www.luxmanual.com>

<http://aubethermostatmanual.com>

Golf course search by state

<http://golfingnear.com>

Email search by domain

<http://emailbydomain.com>

Auto manuals search

<http://auto.somanuals.com>

TV manuals search

<http://tv.somanuals.com>