



PARTS CATALOG

Robin

Generators

Model

RGD3700

 **FUJI HEAVY INDUSTRIES LTD.**

ISSUE EMD-GP0616

HOW TO USE THIS PARTS CATALOG

1. Reference numbers with an asterisk




Reference numbers marked with an asterisk indicate that the particular part is available only as a complete set or assembly.

Example :

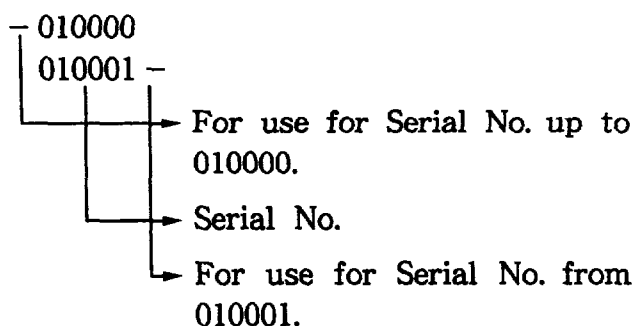
If the reference number is marked with an asterisk and the description of the part states that certain items are included, this means that those included items cannot be ordered separately and must be purchased as a complete assembly.

2. Description of interchangeability and execution columns




Example : Interchangeability column

-  Items interchangeable between the new and old parts.
-  Items not interchangeable between the new and old parts.
-  Items conditionally interchangeable between the new and old parts which are subject to the description in the execution column.

Example : Execution column



Example : Interchangeable

Part Number	Interchangeability Symbol	Execution	Explanation
Part B Part A		020000 -	This indicates that Part A changed to Part B for generators with serial numbers from 20000, and that they are interchangeable.
Part C Part B Part A		020000 - 015000 -	This indicates that Part A changed to Part B for generators with serial numbers from 15000, and that they are not interchangeable. Also, Part B changed to Part C for generators with serial numbers from 20000 and that they are interchangeable.
Part A		020000 -	This indicates that Part A is a new part for generators with serial numbers with from 20000.
Part B		- 030000	This indicates that Part B is no longer used for generator with serial numbers from 30001.
Part B Part A		020000 -	This indicates that Part A changed to Part B for generators with serial numbers from 20000, and that they are conditionally interchangeable. (See NOTE described at the end of the section.)

3. The contents of this parts catalog are subject to revision without notice.
TO INSURE PROMPT AND ACCURATE SERVICE, ALSO THE FOLLOWING INFORMATION MUST BE GIVEN.

1. State exactly the quantity of each part and its part numbers.
2. Clearly state whether parts are to be shipped by express, freight or parcel post.
3. State the exact mailing address.

CONTENTS

	Page
GENERATOR PARTS	
FIG. 1 GENERATOR	1
FIG. 2 PIPE FRAME and FUEL TANK	3
FIG. 3-1 CONTROL BOX (220V, 240V)	5
FIG. 3-2 CONTROL BOX (110V, 120V)	11
FIG. 3-3 CONTROL BOX (110V/220V)	17
FIG. 3-4 CONTROL BOX (U.K., 50Hz-110V/220V, BS)	21
FIG. 3-5 CONTROL BOX (GERMANY, 50Hz-220V)	25
FIG. 3-6 CONTROL BOX (50Hz-220V, WITH SPECIAL RECEPTACLE)	29
FIG. 3-7 CONTROL BOX (SWITZERLAND, 50Hz-220V)	33
FIG. 3-8 CONTROL BOX (AUSTRALIA, 50Hz-240V)	37
FIG. 3-9 CONTROL BOX (FRANCE, 50Hz-220V)	41
FIG. 4 RECOIL STARTER	45
ENGINE PARTS	
FIG. 5 CRANKCASE	47
FIG. 6 CYLINDER and CYLINDER HEAD	51
FIG. 7 CRANKSHAFT and PISTON	55
FIG. 8 CAMSHAFT and GOVERNOR	57
FIG. 9 FUEL INJECTION PUMP and NOZZLE	61
FIG. 10 FUEL FILTER	63
FIG. 11 AIR CLEANER, MUFFLER and CYLINDER BAFFLE	65
FIG. 12 MUFFLER (SPECIAL TYPE)	67
FIG. 13 STARTING MOTOR	69
FIG. 14 ACCESSORIES	71
OPTIONAL PARTS	
FIG. 15 WHEEL, HANDLE and HANGER	73

FIG. 1 GENERATOR

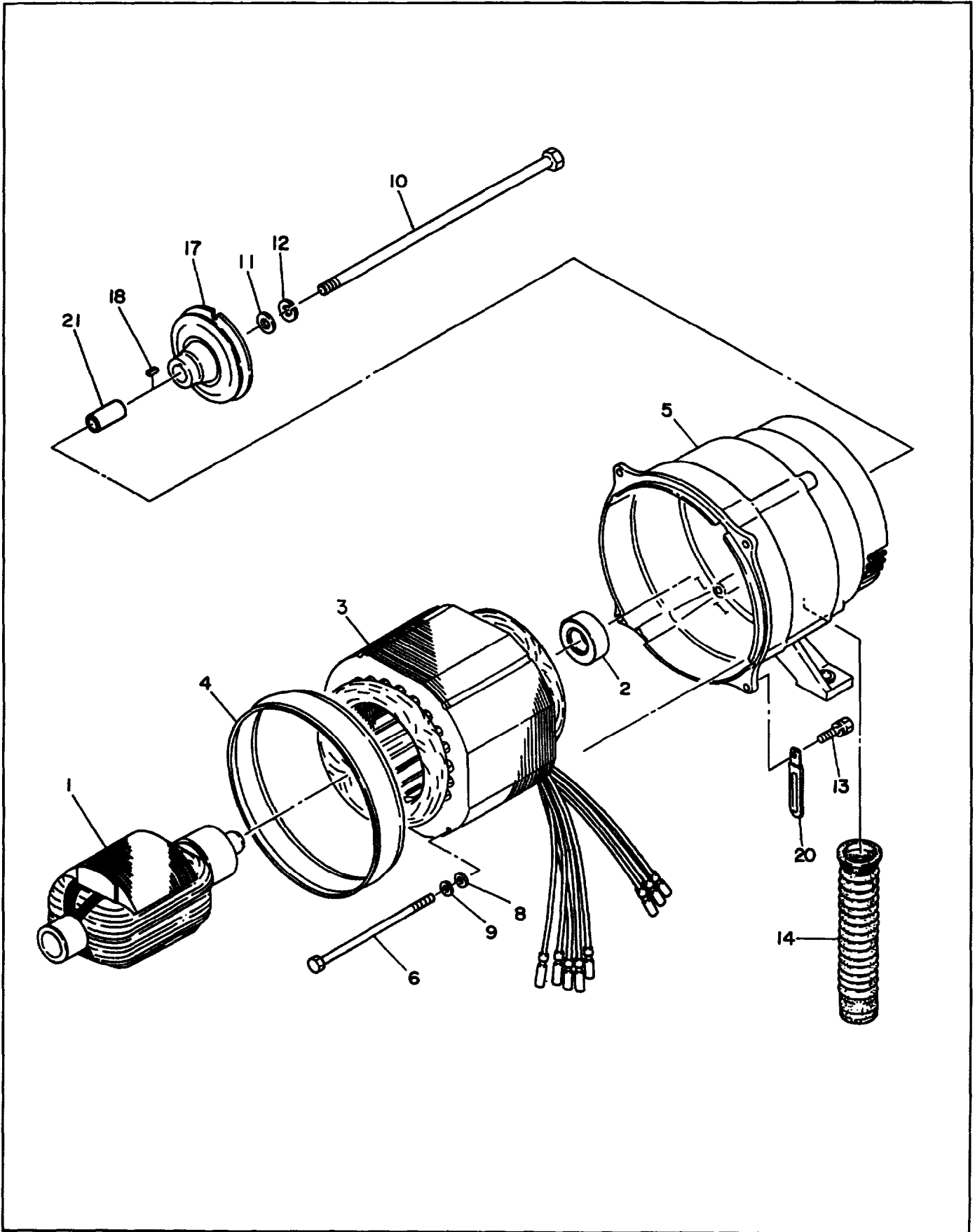


FIG. 1 GENERATOR

Interchangeability

Ref. No.	Parts Number	Description	Q'ty	Execution
*1	385-50528-08	ROTOR, compl. Includes item 2	1	
2	354-58204-08	BALL BEARING (6205-2RS)	1	
3	385-51647-08	STATOR, compl. For 50Hz-220V, 110V, 110V/220V	1	
3	385-51668-08	STATOR, compl. For 50Hz-240V	1	
3	385-51649-08	STATOR, compl. For U.K., 50Hz-110V/220V	1	
3	385-51650-08	STATOR, compl. For 60Hz-110V, 120V, 110/220V, 120V/240V	1	
4	385-54381-03	SUPPORT RING	1	
5	390-54001-01	REAR COVER, compl.	1	
6	385-59981-03	BOLT	4	
8	003-10060-00	WASHER	4	
9	003-20060-00	SPRING WASHER	4	
10	385-58014-08	THROUGH BOLT	1	
11	020-01001-70	WASHER	1	
12	003-20100-00	SPRING WASHER	1	
13	001-11062-50	BOLT and WASHER ASS' Y	4	
14	385-57510-08	BUSHING	1	
17	228-54201-11	STARTING PULLEY, compl.	1	
18	005-30040-81	KEY	1	
20	056-60002-50	CLAMP For Electric starter type	2	
21	385-54418-08	SPACER	1	

When ordering parts : Always give the Model, Specification and Serial Number of Generator.

FIG. 2 PIPE FRAME and FUEL TANK

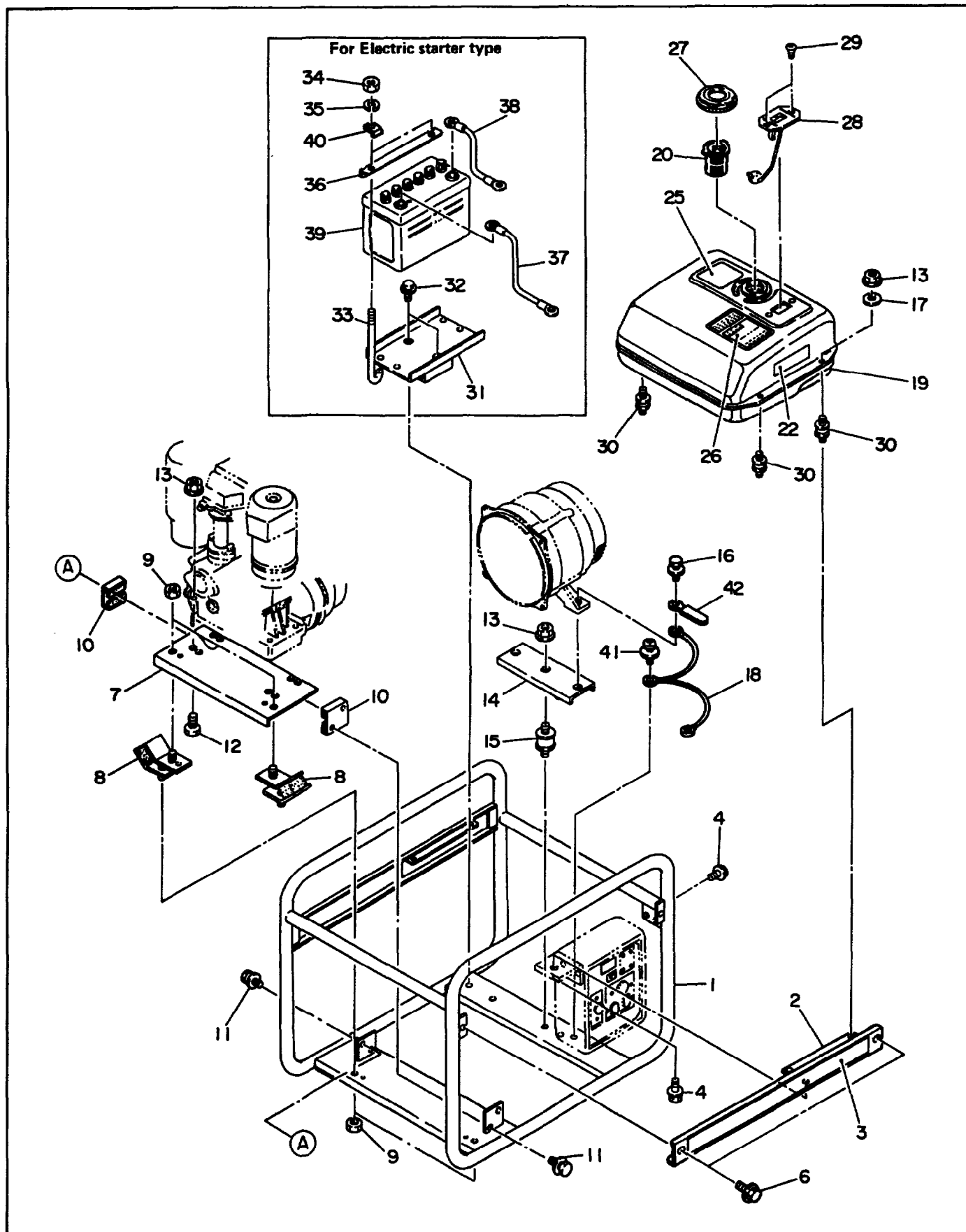


FIG. 2 PIPE FRAME and FUEL TANK

Interchangeability

Ref. No.	Parts Number	Description	Q'ty	Execution
1	385-58063-08	PIPE FRAME, compl.	1	
* 2	385-58582-08	SIDE PLATE, compl. Includes item 3	1	
3	385-59176-08	LABEL (RGD3700)	1	
4	011-00600-80	BOLT and WASHER ASS' Y	3	
6	359-59933-08	FLANGE BOLT	2	
7	385-54826-08	ENGINE BASE, compl.	1	
8	228-15023-03	VIBRATION ISOLATOR	2	
9	002-27100-00	NUT	4	
10	228-15024-03	STOPPER	2	
11	001-11081-20	BOLT and WASHER ASS' Y	4	
12	001-66085-00	BOLT	4	
13	002-37080-00	FLANGE NUT	9	
14	385-54827-08	GENERATOR BASE, compl.	1	
15	385-57053-08	RUBBER MOUNT	1	
16	001-13082-50	BOLT and WASHER ASS' Y	2	
17	003-10080-00	WASHER	4	
18	385-54399-08	EARTH CORD	1	
19	228-60701-01	FUEL TANK, compl.	1	
20	064-13600-10	FUEL FILTER	1	
21	391-94001-03	LABEL, brushless	1	
25	356-59020-08	LABEL, fuel only	1	
25	385-59248-08	LABEL, fuel only For FRANCE	1	
26	385-59137-08	LABEL, caution	1	
26	385-59247-08	LABEL, caution For FRANCE	1	
27	043-04300-15	FUEL TANK CAP, compl.	1	
28	064-80007-00	FUEL GAUGE, compl.	1	
29	014-50500-40	SCREW, counter head	2	
30	356-57045-08	RUBBER VIBRATION ISOLATOR	4	
31	385-54828-08	BATTERY BASE For Electric starter type	1	
32	011-00600-20	FLANGE BOLT For Electric starter type	2	
33	356-54316-08	BATTERY BOLT For Electric starter type	2	
34	002-17060-00	NUT For Electric starter type	2	
35	003-20060-00	SPRING WASHER For Electric starter type	2	
36	385-54382-08	BATTERY ANGLE For Electric starter type	1	
37	385-54383-08	BATTERY CORD (+) For Electric starter type	1	
38	385-54384-08	BATTERY CORD (-) For Electric starter type	1	
39	065-10000-90	BATTERY (NS40ZL) For Optional parts	1	
40	385-54416-08	BATTERY SUPPORT For Electric starter type	2	
41	376-39100-01	SCREW and WASHER ASS' Y	1	
42	056-60001-70	CLAMP	1	

When ordering parts : Always give the Model, Specification and Serial Number of Generator.

FIG. 3-1 CONTROL BOX (220V, 240V)

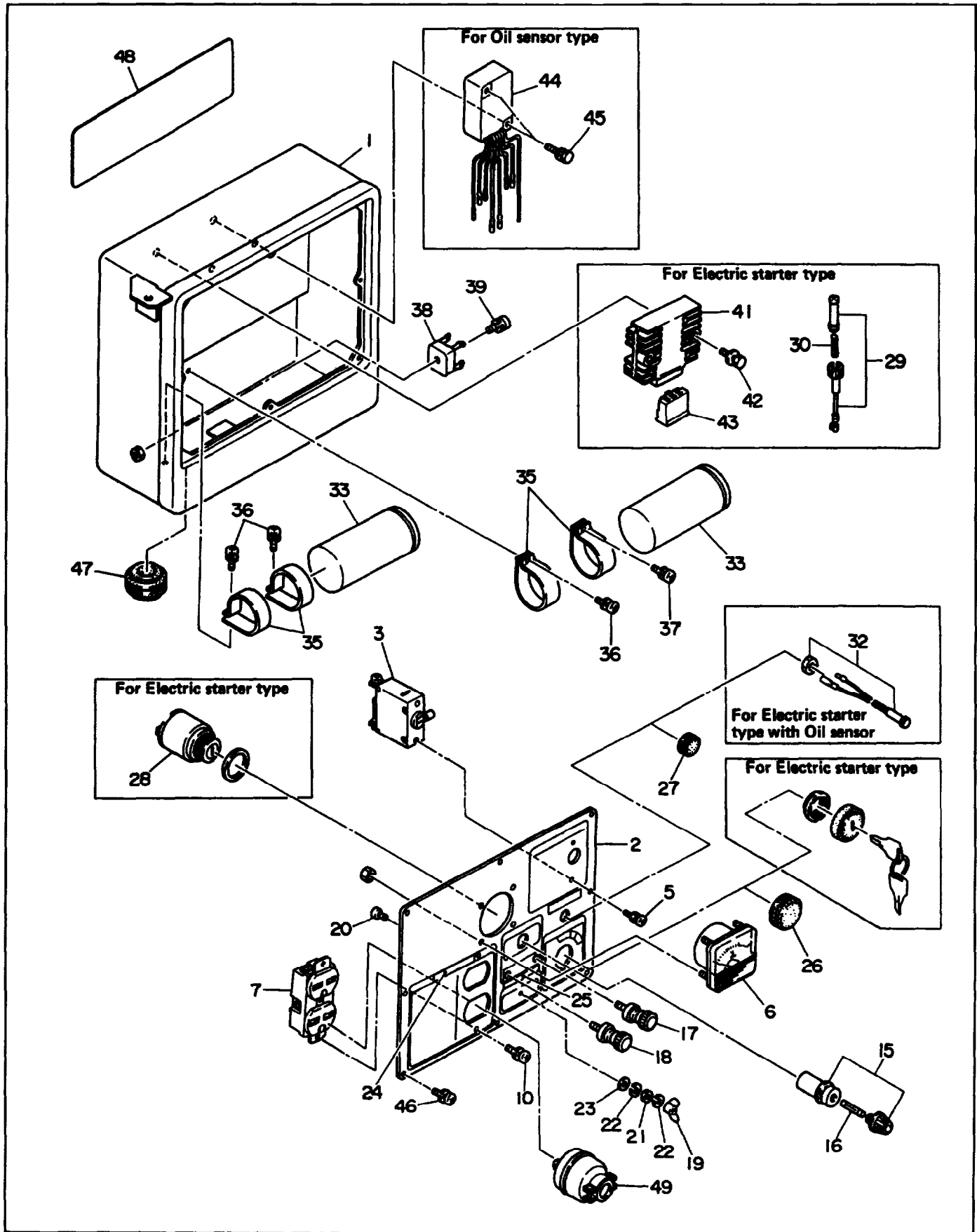


FIG. 3-1 CONTROL BOX (220V, 240V)

Interchangeability

Ref. No.	Parts Number	Description	Qty	Execution
* 1	385-40606-08	CONTROL BOX ASS' Y For 220V Includes items 2 thru 23, 25 thru 27, 33 thru 40 and 46	1	
* 1	385-40687-08	CONTROL BOX ASS' Y For 50Hz-220V, Electric starter type Includes items 2 thru 23,25,27 thru 30, 33 thru 43, 46, 47	1	
* 1	385-40688-08	CONTROL BOX ASS' Y For 50Hz-220V, Oil sensor type Includes items 2 thru 23,25 thru 27,33 thru 40, 44 thru 47	1	
* 1	385-40689-08	CONTROL BOX ASS' Y For 220V, Electric starter type with Oil sensor Includes items 2 thru 23, 25 and 28 thru 47	1	
* 1	385-40607-08	CONTROL BOX ASS' Y For 50Hz-240V Includes items 2 thru 23, 25 thru 27, 33 thru 40 and 46	1	
* 1	385-40690-08	CONTROL BOX ASS' Y For 50Hz-240V, Electric starter type Includes items 2 thru 25, 27 thru 30, 33 thru 43,46 and 47	1	
* 1	385-40691-08	CONTROL BOX ASS' Y For 50Hz-240V, Oil sensor type Includes items 2 thru 27, 33 thru 40 and 44 thru 47	1	
* 1	385-40692-08	CONTROL BOX ASS' Y For 50Hz-240V, Electric starter type with Oil sensor Includes items 2 thru 25 and 28 thru 47	1	
1	386-43086-08	CONTROL BOX	1	
1	386-43096-08	CONTROL BOX For Electric starter type, Oil sensor type For Electric starter type with Oil sensor	1	
* 2	385-41434-08	CONTROL PANEL A ASS' Y For 220V Includes items 3 thru 23 and 25 thru 27	1	
* 2	385-41724-08	CONTROL PANEL A ASS' Y For 220V, Electric starter type Includes items 3 thru 23, 25, 27 and 28	1	
* 2	385-41434-08	CONTROL PANEL A ASS' Y For 220V, Oil sensor type Includes items 3 thru 23, 25 thru 27	1	
* 2	385-41725-08	CONTROL PANEL A ASS' Y For 220V, Electric starter type with Oil sensor Includes items 3 thru 23, 25 and 28 thru 32	1	
* 2	385-41435-08	CONTROL PANEL A ASS' Y For 50Hz-240V Includes items 3 thru 27	1	

When ordering parts : Always give the Model, Specification and Serial Number of Generator.

FIG. 3-1 CONTROL BOX (220V, 240V)

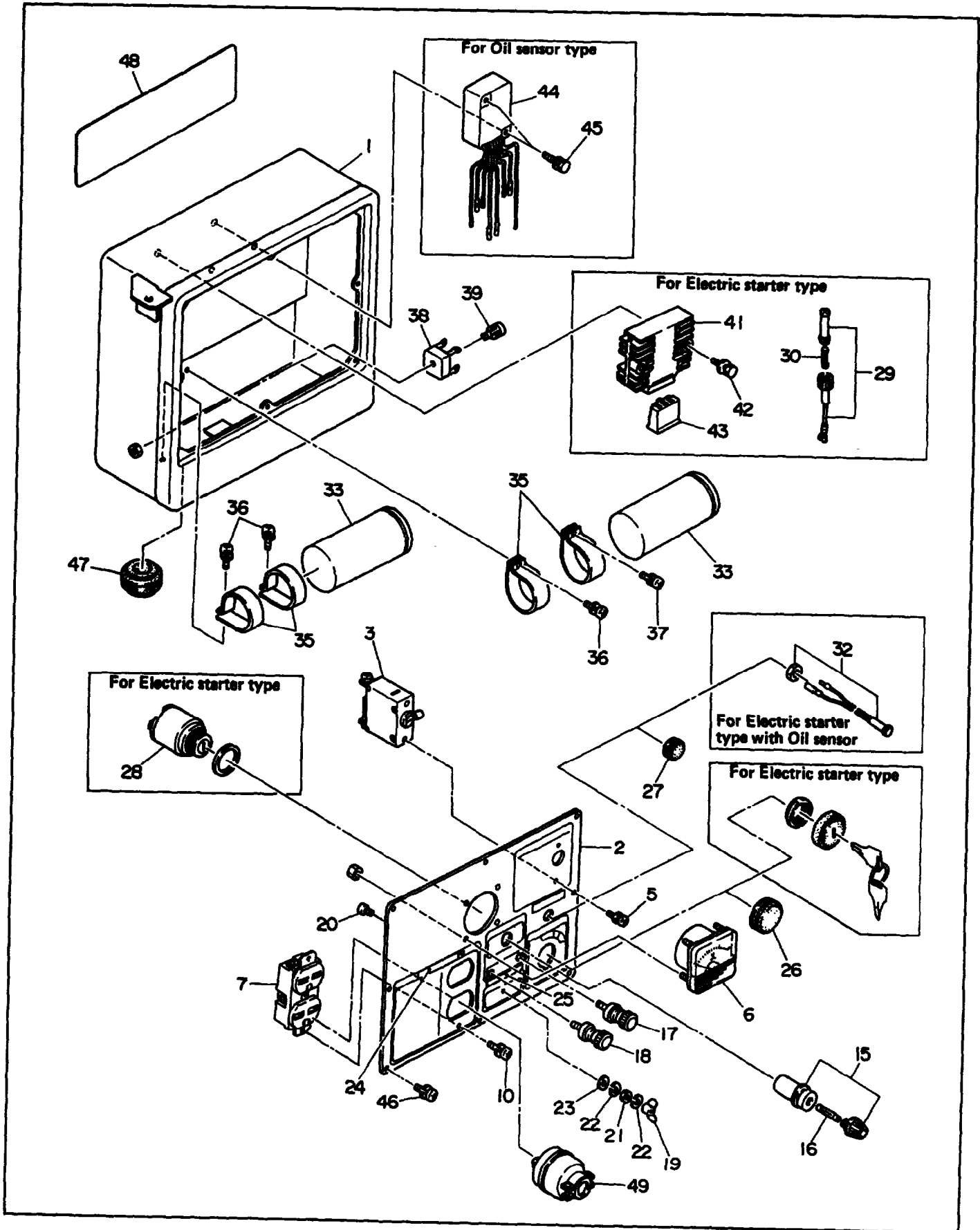


FIG. 3-1 CONTROL BOX (220V, 240V)

Ref. No.	Parts Number	Description	Interchangeability	
			Q'ty	Execution
* 2	385-41726-08	CONTROL PANEL A ASS' Y For 50Hz-240V, Electric starter type Includes items 3 thru 25 and 27 thru 30	1	
* 2	385-41435-08	CONTROL PANEL A ASS' Y For 50Hz-240V, Oil sensor type Includes items 3 thru 27	1	
* 2	385-41727-08	CONTROL PANEL A ASS' Y For 50Hz-240V, Electric starter type with Oil sensor Includes items 3 thru 25 and 28 thru 32	1	
2	385-43393-08	CONTROL PANEL A For 220V	1	
* 2	385-43494-08	CONTROL PANEL A For 240V Includes item 24	1	
3	385-45651-08	NO-FUSE BREAKER (14A) For 220V	1	
3	389-45656-08	NO-FUSE BREAKER (12A) For 240V	1	
5	004-35030-60	SCREW and WASHER ASS' Y	2	
6	320-75112-08	AC VOLTMETER (300V)	1	
7	378-45736-08	AC RECEPTACLE (250V-15A)	1	
10	004-35041-00	SCREW and WASHER ASS' Y	2	
15	320-59855-08	FUSE HOLDER (DC)	1	
16	320-59860-08	FUSE (10A)	1	
17	363-45701-08	TERMINAL BOLT (Color: RED)	1	
18	363-45700-08	TERMINAL BOLT (Color: BLACK)	1	
19	353-49901-08	WING NUT	1	
20	356-49907-08	SCREW	1	
21	353-49902-08	NUT	1	
22	332-00050-08	SPRING WASHER	2	
23	353-49903-08	WASHER	1	
24	353-49035-08	LABEL (AC 240V)	1	
25	363-49091-08	LABEL (DC BATTERY CHARGE ONLY)	1	
26	389-47552-08	GROMMET	1	
27	355-57509-08	GROMMET	1	
28	066-00002-50	SWITCH For Electric starter type	1	
29	385-45517-08	FUSE HOLDER For Electric starter type	1	
30	385-45518-08	FUSE (15A) For Electric starter type	1	
32	351-45302-08	LAMP, warning For Electric starter type with Oil sensor	1	
33	385-47541-08	CONDENSER (20 μ F)	2	
35	380-47531-08	CONDENSER BRACKET	4	
36	004-35041-00	SCREW and WASHER ASS' Y	3	
37	389-59989-08	SCREW and WASHER ASS' Y	1	
38	353-45804-08	DIODE STACK ASS' Y	1	
39	353-59949-08	SCREW and WASHER ASS' Y	1	

When ordering parts : Always give the Model, Specification and Serial Number of Generator.

FIG. 3-1 CONTROL BOX (220V, 240V)

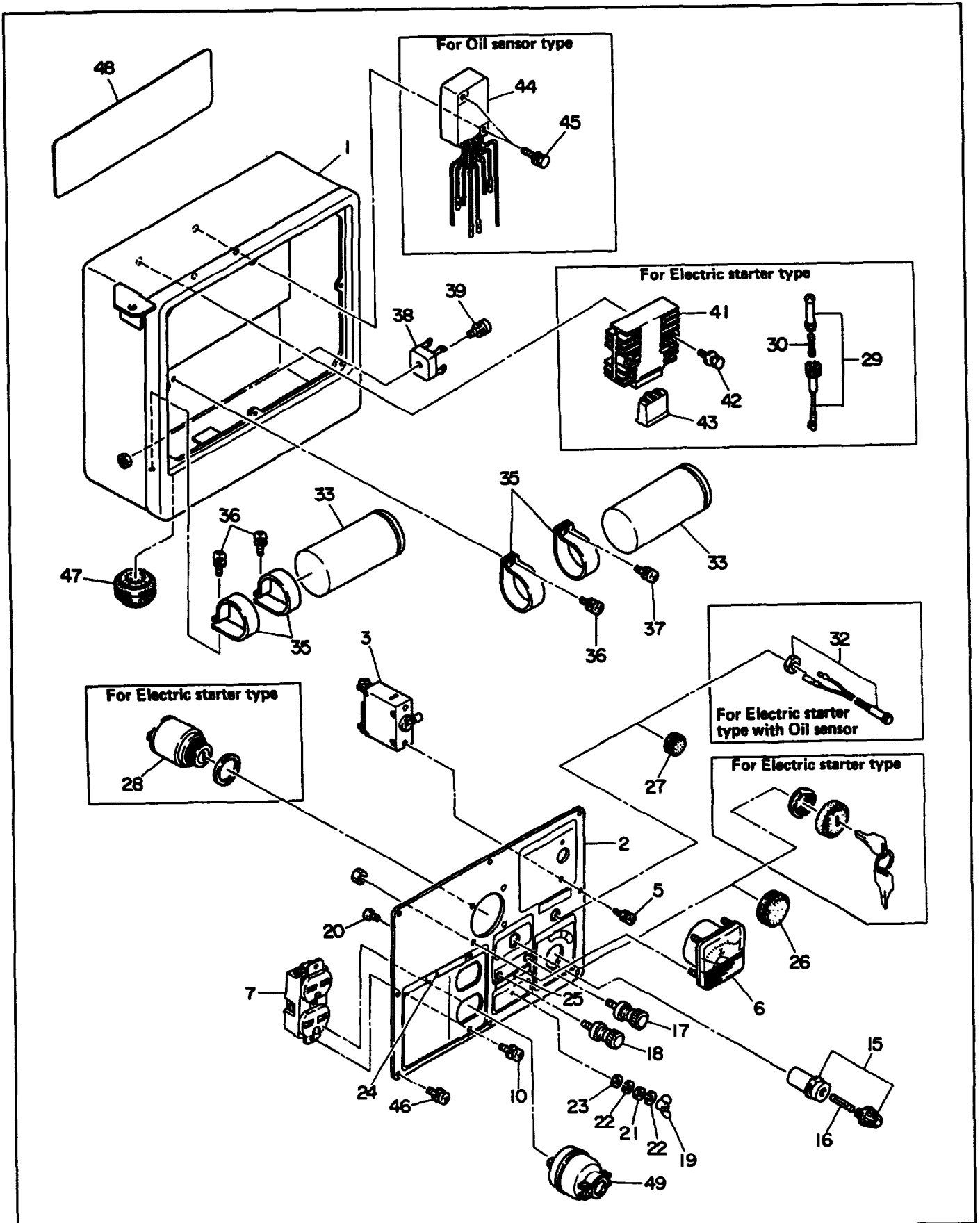


FIG. 3-2 CONTROL BOX (110V, 120V)

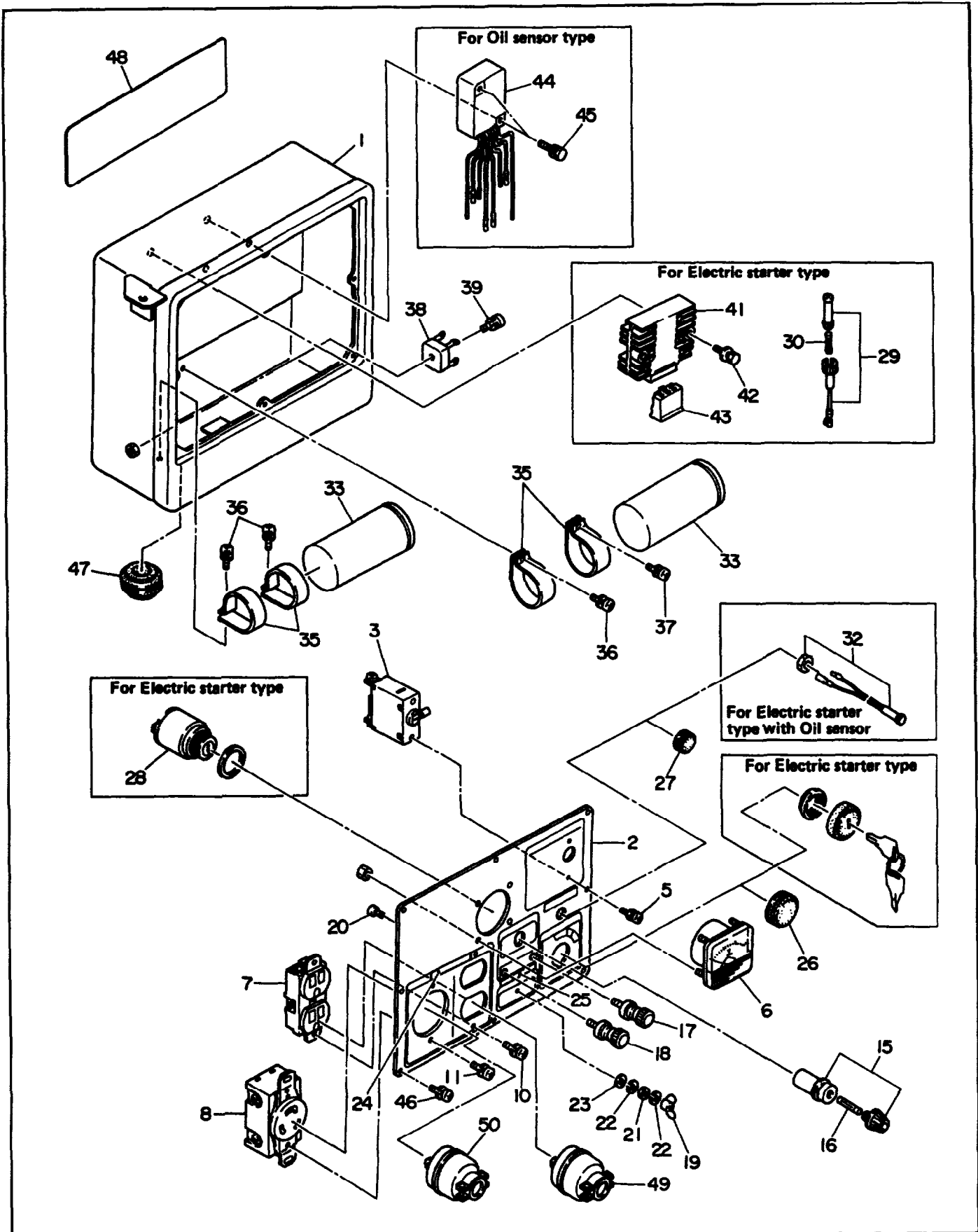


FIG. 3-2 CONTROL BOX (110V, 120V)

Interchangeability

Ref. No.	Parts Number	Description	Q'ty	Execution
* 1	385-40608-08	CONTROL BOX ASS' Y For 110V Includes items 2 thru 23, 25 thru 27, 33 thru 40 and 46	1	
* 1	385-40693-08	CONTROL BOX ASS' Y For 110V, Electric starter type Includes items 2 thru 23,25,27 thru 30, 33 thru 43, 46, 47	1	
* 1	385-40694-08	CONTROL BOX ASS' Y For 110V, Oil sensor type Includes items 2 thru 23,25 thru 27,33 thru 40, 44 thru 47	1	
* 1	385-40695-08	CONTROL BOX ASS' Y For 110V, Electric starter type with Oil sensor Includes items 2 thru 23, 25 and 28 thru 47	1	
* 1	385-40611-08	CONTROL BOX ASS' Y For 60Hz-120V Includes items 2 thru 23, 25 thru 27, 33 thru 40 and 46	1	
* 1	385-40696-08	CONTROL BOX ASS' Y For 60Hz-120V, Electric starter type Includes items 2 thru 23,25,27 thru 30, 33 thru 43, 46, 47	1	
* 1	385-40697-08	CONTROL BOX ASS' Y For 60Hz-120V, Oil sensor type Includes items 2 thru 23,25 thru 27,33 thru 40, 44 thru 47	1	
* 1	385-40698-08	CONTROL BOX ASS' Y For 60Hz-120V, Electric starter type with Oil sensor Includes items 2 thru 23, 25 and 28 thru 47	1	
1	386-43086-08	CONTROL BOX	1	
1	386-43096-08	CONTROL BOX For Electric starter type, Oil sensor type For Electric starter type with Oil sensor	1	
* 2	385-41436-08	CONTROL PANEL A ASS' Y For 110V Includes items 3 thru 23 and 25 thru 27	1	
* 2	385-41728-08	CONTROL PANEL A ASS' Y For 110V, Electric starter type Includes items 3 thru 23, 25, 27 and 28	1	
* 2	385-41436-08	CONTROL PANEL A ASS' Y For 110V, Oil sensor type Includes items 3 thru 23 and 25 thru 27	1	
* 2	385-41729-08	CONTROL PANEL A ASS' Y For 110V, Electric starter type with Oil sensor Includes items 3 thru 23, 25 and 28 thru 32	1	
* 2	385-41439-08	CONTROL PANEL A ASS' Y For 60Hz-120V Includes items 3 thru 23 and 25 thru 27	1	

When ordering parts ; Always give the Model, Specification and Serial Number of Generator.

FIG. 3-2 CONTROL BOX (110V, 120V)

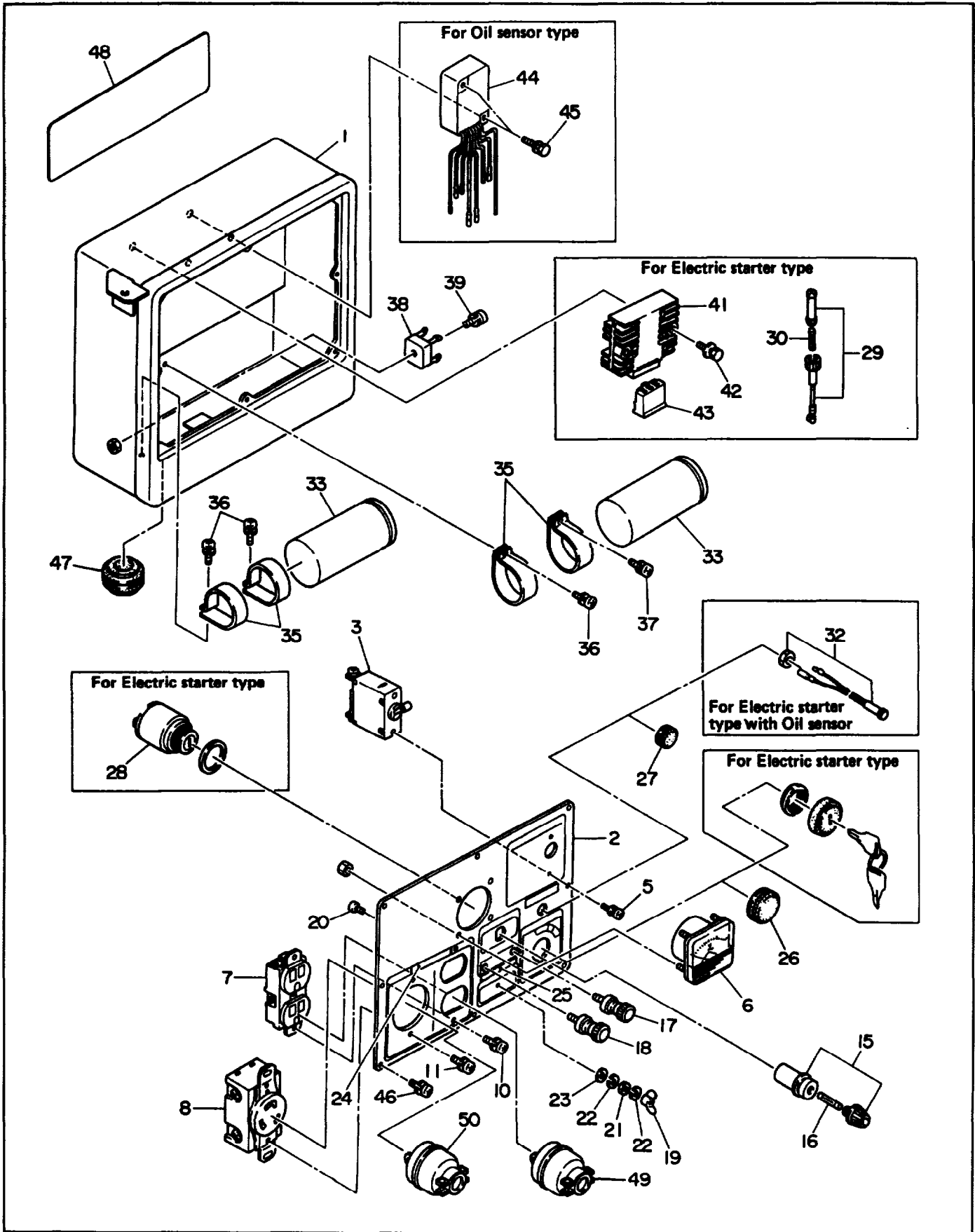


FIG. 3-2 CONTROL BOX (110V, 120V)

Interchangeability

Ref. No.	Parts Number	Description	Q'ty	Execution
* 2	385-41730-08	CONTROL PANEL A ASS' Y For 60Hz-120V, Electric starter type Includes items 3 thru 23, 25, 27 and 28	1	
* 2	385-41439-08	CONTROL PANEL A ASS' Y For 60Hz-120V, Oil sensor type Includes items 3 thru 23 and 25 thru 27	1	
* 2	385-41731-08	CONTROL PANEL A ASS' Y For 60Hz-120V, Electric starter type with Oil sensor Includes items 3 thru 23, 25 and 28 thru 32	1	
2	385-43395-08	CONTROL PANEL A For 110V	1	
* 2	385-43396-08	CONTROL PANEL A For 120V Includes item 24	1	
3	385-45661-08	NO-FUSE BREAKER (27A)	1	
5	004-35030-60	SCREW and WASHER ASS' Y	2	
6	320-75127-08	AC VOLTMETER (150V)	1	
7	378-45737-08	AC RECEPTACLE (125V-15A)	1	
8	357-45703-08	AC RECEPTACLE (125V-30A, TWIST LOCK)	1	
10	004-35041-00	SCREW and WASHER ASS' Y	2	
11	379-49933-08	SCREW and WASHER ASS' Y	2	
15	320-59855-08	FUSE HOLDER (DC)	1	
16	320-59860-08	FUSE (10A)	1	
17	363-45701-08	TERMINAL BOLT (Color: RED)	1	
18	363-45700-08	TERMINAL BOLT (Color: BLACK)	1	
19	353-49901-08	WING NUT	1	
20	356-49907-08	SCREW	1	
21	353-49902-08	NUT	1	
22	332-00050-08	SPRING WASHER	2	
23	353-49903-08	WASHER	1	
24	353-49037-08	LABEL (AC 120V)	1	
25	363-49091-08	LABEL (DC BATTERY CHARGE ONLY)	1	
26	389-47552-08	GROMMET	1	
27	355-57509-08	GROMMET	1	
28	066-00002-50	SWITCH For Electric starter	1	
29	385-45517-08	FUSE HOLDER For Electric starter type	1	
30	385-45518-08	FUSE (15A) For Electric starter type	1	
32	351-45302-08	LAMP, warning For Electric starter type with Oil sensor	1	
33	385-47541-08	CONDENSER (20 μ F)	2	
35	380-47531-08	CONDENSER BRACKET	4	
36	004-35041-00	SCREW and WASHER ASS' Y	3	
37	389-59989-08	SCREW and WASHER ASS' Y	1	
38	353-45804-08	DIODE STACK ASS' Y	1	

When ordering parts : Always give the Model, Specification and Serial Number of Generator.

FIG. 3-2 CONTROL BOX (110V, 120V)

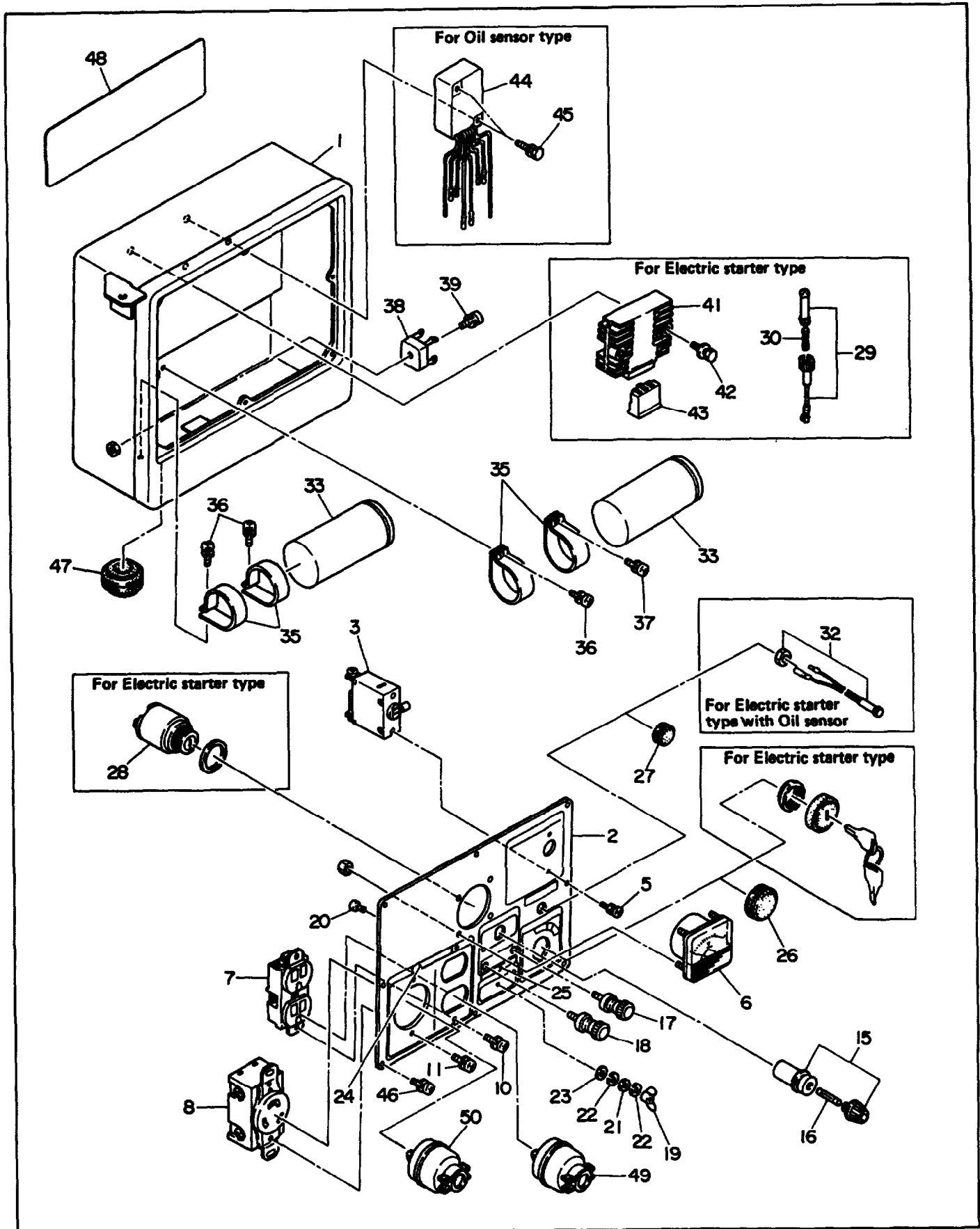


FIG. 3-2 CONTROL BOX (110V, 120V)

Interchangeability

Ref. No.	Parts Number	Description	Q'ty	Execution
39	353-59949-08	SCREW and WASHER ASS'Y	1	
41	228-71920-01	REGULATOR, compl. For Electric starter type	1	
42	001-11062-50	BOLT and WASHER ASS'Y For Electric starter type	2	
43	385-47321-08	CONNECTOR For Electric starter type	1	
44	228-76001-01	OIL SENSOR, compl. For Oil sensor type	1	
45	001-11063-50	BOLT and WASHER ASS'Y For Oil sensor type	2	
46	353-49904-08	SCREW	8	
47	385-57511-08	GROMMET For Oil sensor type or Electric starter type	1	
48	385-59230-08	LABEL For 50Hz-110V	1	
48	385-59231-08	LABEL For 60Hz-110V	1	
48	385-59232-08	LABEL For 60Hz-120V	1	
49	320-75176-08	AC PLUG (125V-15A)	2	
50	353-45705-08	AC PLUG (125V-30A, TWIST LOCK)	1	

When ordering parts : Always give the Model, Specification and Serial Number of Generator.

Download from Wwww.Somanuals.com. All Manuals Search And Download.

FIG. 3-3 CONTROL BOX (110V/220V)

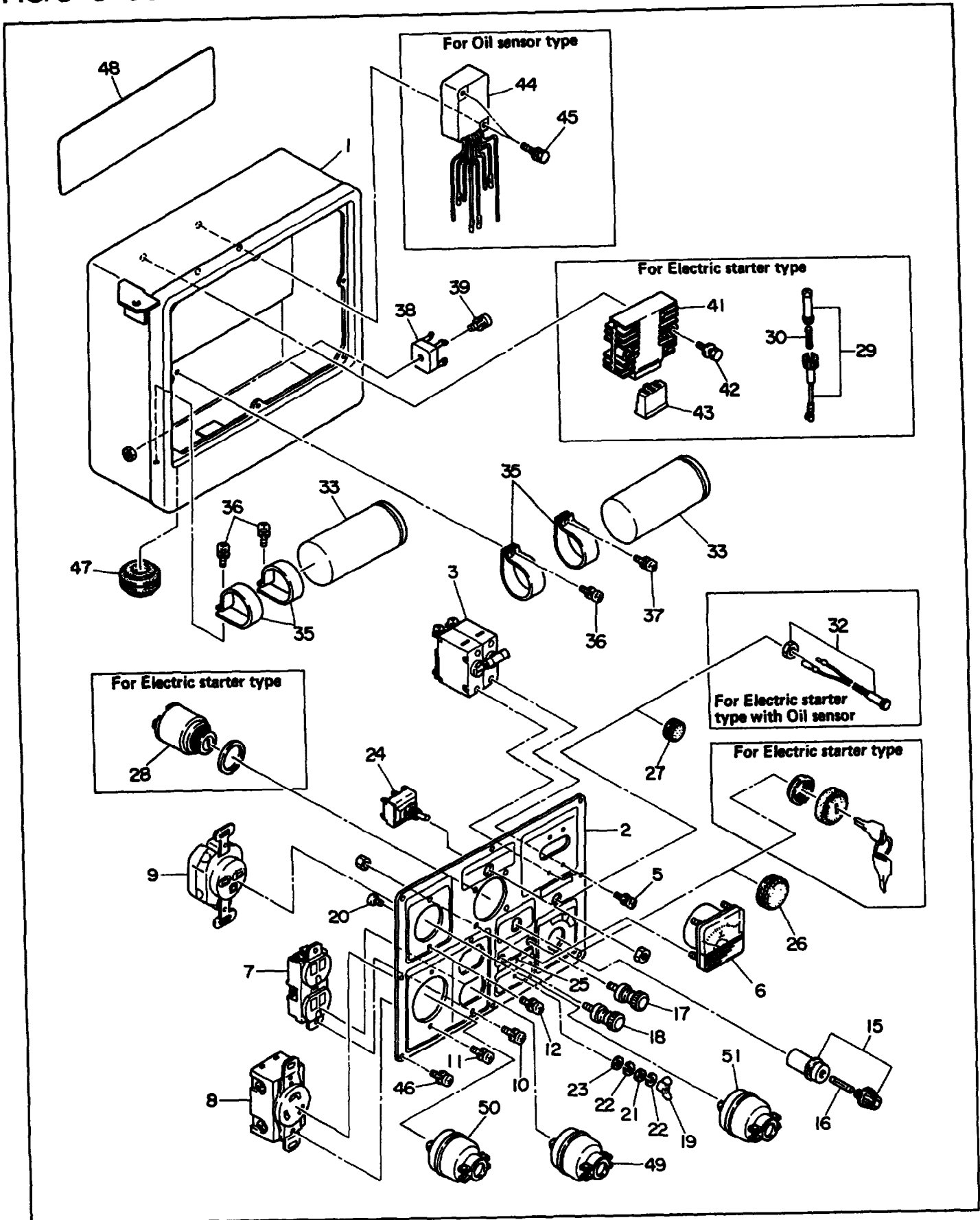


FIG. 3-3 CONTROL BOX (110V/220V)

Ref. No.	Parts Number	Description	Interchangeability	
			Q'ty	Execution
* 1	385-40609-08	CONTROL BOX ASS' Y For 110V/220V Includes items 2 thru 27, 33 thru 40 and 46	1	
* 1	385-40699-08	CONTROL BOX ASS' Y For 110V/220V, Electric starter type Includes items 2 thru 25, 27 thru 30, 33 thru 43,46 and 47	1	
* 1	385-40700-08	CONTROL BOX ASS' Y For 110V/220V, Oil sensor type Includes items 2 thru 27, 33 thru 40 and 44 thru 47	1	
* 1	385-40701-08	CONTROL BOX ASS' Y For 110V/220V, Electric starter type with Oil sensor Includes items 2 thru 25 and 28 thru 47	1	
1	386-43086-08	CONTROL BOX	1	
1	386-43096-08	CONTROL BOX For Electric starter type, Oil sensor type For Electric starter type with Oil sensor	1	
* 2	385-41437-08	CONTROL PANEL A ASS' Y For 110V/220V Includes items 3 thru 27	1	
* 2	385-41732-08	CONTROL PANEL A ASS' Y For 110V/220V, Electric starter type Includes items 3 thru 25, 27 and 28	1	
* 2	385-41437-08	CONTROL PANEL A ASS' Y For 110V/220V, Oil sensor type Includes items 3 thru 27	1	
* 2	385-41733-08	CONTROL PANEL A ASS' Y For 110V/220V, Electric starter type with Oil sensor Includes items 3 thru 25 and 28 thru 32	1	
2	385-43397-08	CONTROL PANEL A For 110V/220V	1	
3	356-45662-08	NO-FUSE BREAKER (14A X 2)	1	
5	004-35030-60	SCREW and WASHER ASS' Y	4	
6	320-75127-08	AC VOLTMETER (150V)	1	
7	378-45737-08	AC RECEPTACLE (125V-15A)	1	
8	357-45703-08	AC RECEPTACLE (30A, TWIST LOCK)	1	
9	378-45738-08	AC RECEPTACLE (250V-15A)	1	
10	004-35041-00	SCREW and WASHER ASS' Y	2	
11	379-49933-08	SCREW and WASHER ASS' Y	2	
12	004-35041-00	SCREW and WASHER ASS' Y	2	
15	320-59855-08	FUSE HOLDER (DC)	1	
16	320-59860-08	FUSE (10A)	1	
17	363-45701-08	TERMINAL BOLT (Color: RED)	1	
18	363-45700-08	TERMINAL BOLT (Color: BLACK)	1	
19	353-49901-08	WING NUT	1	

When ordering parts : Always give the Model, Specification and Serial Number of Generator.

FIG. 3-3 CONTROL BOX (110V/220V)

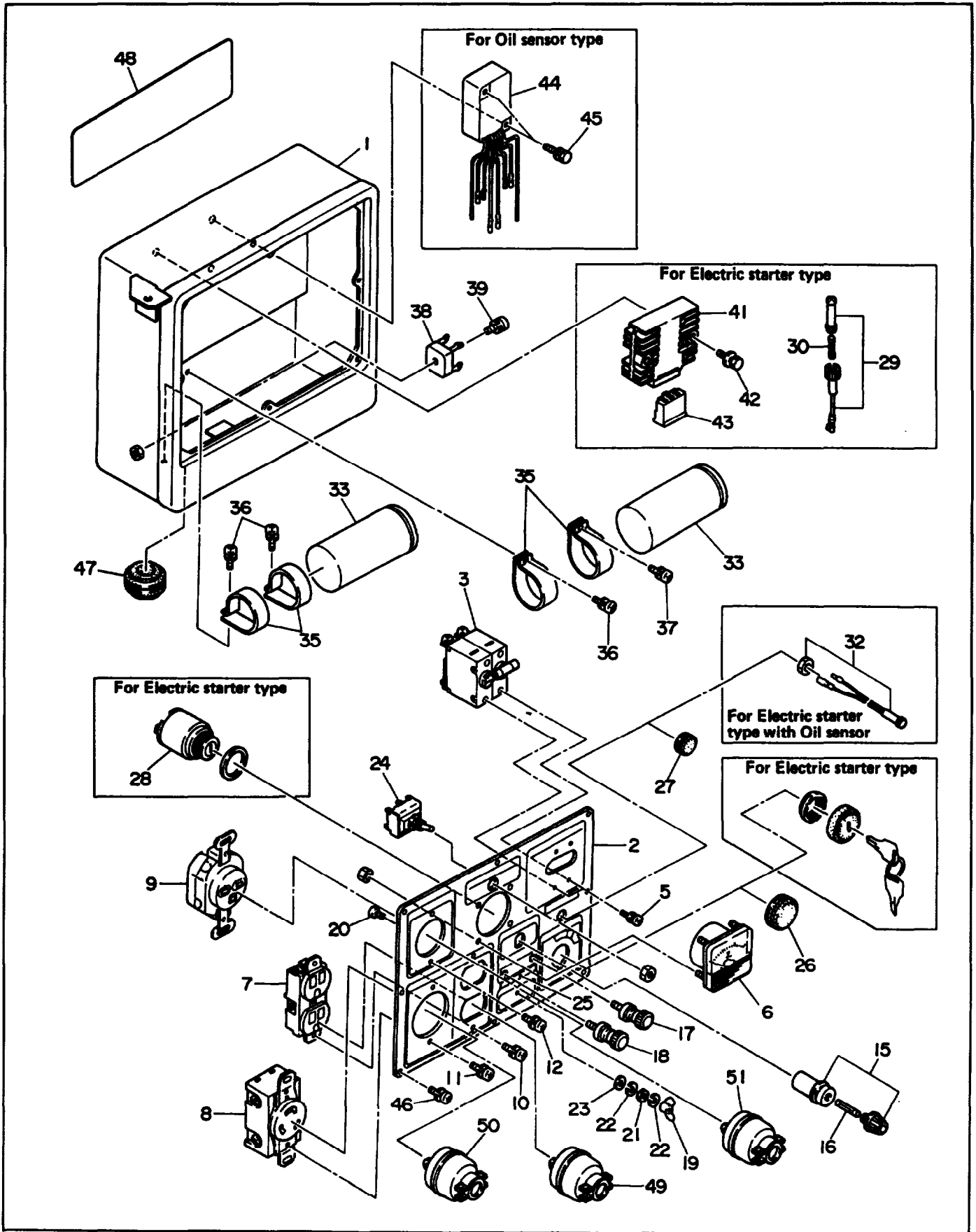


FIG. 3-3 CONTROL BOX (110V/220V)

Interchangeability

Ref. No.	Parts Number	Description	Q'ty	Execution
20	356-49907-08	SCREW	1	
21	353-49902-08	NUT	1	
22	332-00050-08	SPRING WASHER	2	
23	353-49903-08	WASHER	1	
24	356-45612-08	SWITCH, full power	1	
25	363-49091-08	LABEL (DC BATTERY CHARGE ONLY)	1	
26	389-47552-08	GROMMET	1	
27	355-57509-08	GROMMET	1	
28	066-00002-50	SWITCH For Electric starter type	1	
29	385-45517-08	FUSE HOLDER For Electric starter type	1	
30	385-45518-08	FUSE (15A) For Electric starter type	1	
32	351-45302-08	LAMP, warning For Electric starter type with Oil sensor	1	
33	385-47541-08	CONDENSER (20 μ F)	2	
35	380-47531-08	CONDENSER BRACKET	4	
36	004-35041-00	SCREW and WASHER ASS' Y	3	
37	389-59989-08	SCREW and WASHER ASS' Y	1	
38	353-45804-08	DIODE STACK ASS' Y	1	
39	353-59949-08	SCREW and WASHER ASS' Y	1	
41	228-71920-01	REGULATOR, compl. For Electric starter type	1	
42	001-11062-50	BOLT and WASHER ASS' Y For Electric starter type	2	
43	385-47321-08	CONNECTOR For Electric starter type	1	
44	228-76001-01	OIL SENSOR, compl. For Oil sensor type	1	
45	001-11063-50	BOLT and WASHER ASS' Y For Oil sensor type	2	
46	353-49904-08	SCREW	8	
47	385-57511-08	GROMMET For Oil sensor type or Electric starter type	1	
48	385-59233-08	LABEL For 50Hz-110V/220V	1	
48	385-59234-08	LABEL For 60Hz-110V/220V	1	
49	320-75176-08	AC PLUG (125V-15A)	2	
50	353-45705-08	AC PLUG (250V-30A, TWIST LOCK)	1	
51	320-75176-08	AC PLUG (250V-15A)	1	

When ordering parts : Always give the Model, Specification and Serial Number of Generator.

FIG. 3-4 CONTROL BOX (U.K., 50Hz-110V/220V, BS)

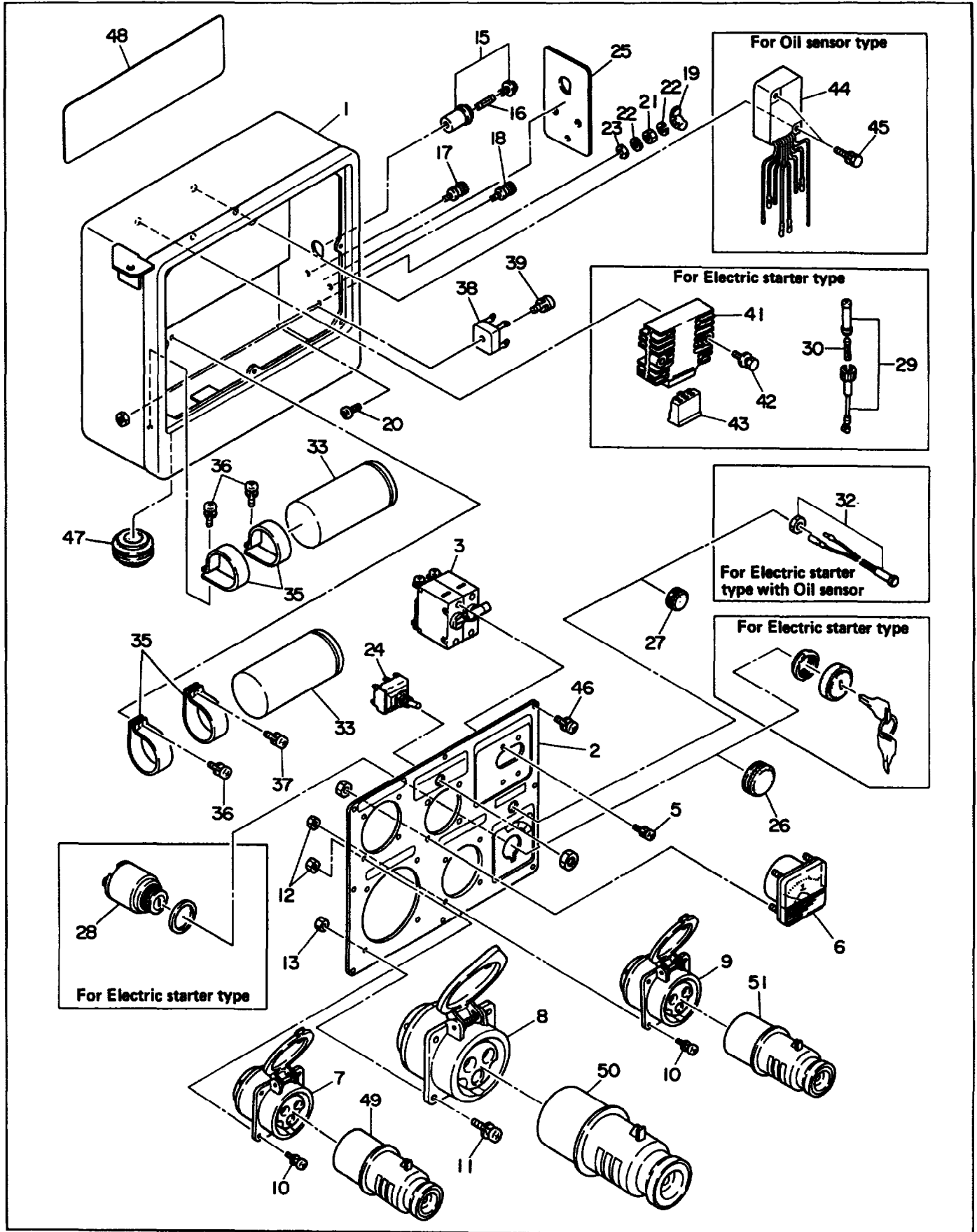


FIG. 3-4 CONTROL BOX (U.K., 50Hz-110V/220V, BS)

Interchangeability

Ref. No.	Parts Number	Description	Q'ty	Execution
* 1	385-40702-08	CONTROL BOX ASS' Y Includes items 2 thru 27, 33 thru 40 and 46	1	
* 1	385-40703-08	CONTROL BOX ASS' Y For Electric starter type Includes items 2 thru 25, 27 thru 30, 33 thru 43, 46 and 47	1	
* 1	385-40704-08	CONTROL BOX ASS' Y For Oil sensor type Includes items 2 thru 27, 33 thru 40 and 44 thru 47	1	
* 1	385-40705-08	CONTROL BOX ASS' Y For Electric starter type with Oil sensor Includes items 2 thru 25 and 28 thru 47	1	
1	386-43097-08	CONTROL BOX	1	
1	386-43098-08	CONTROL BOX For Electric starter type, Oil sensor type For Electric starter type with Oil sensor	1	
* 2	385-41734-08	CONTROL PANEL A ASS' Y Includes items 3 thru 13, 24, 26 and 27	1	
* 2	385-41735-08	CONTROL PANEL A ASS' Y For Electric starter type Includes items 3 thru 13, 24, 27 and 28	1	
* 2	385-41734-08	CONTROL PANEL A ASS' Y For Oil sensor type Includes items 3 thru 13, 26 and 27	1	
* 2	385-41736-08	CONTROL PANEL A ASS' Y For Electric starter type with Oil sensor Includes items 3 thru 13, 24 and 28 thru 32	1	
2	385-43471-08	CONTROL PANEL A	1	
3	356-45642-08	NO-FUSE BREAKER (14A X 2)	1	
5	004-35030-60	SCREW and WASHER ASS' Y	4	
6	320-75127-08	AC VOLTMETER (150V)	1	
7	353-45725-08	AC RECEPTACLE (110V-16A)	1	
8	353-45731-08	AC RECEPTACLE (110V-32A)	1	
9	353-45727-08	AC RECEPTACLE (240V-16A)	1	
10	363-49933-08	SCREW and WASHER ASS' Y	8	
11	380-49944-08	SCREW and WASHER ASS' Y	4	
12	002-17040-00	NUT	8	
13	002-17050-00	NUT	4	
15	320-59855-08	FUSE HOLDER (DC)	1	
16	320-59860-08	FUSE (10A)	1	
17	363-45701-08	TERMINAL BOLT (Color: RED)	1	
18	363-45700-08	TERMINAL BOLT (Color: BLACK)	1	
19	353-49901-08	WING NUT	1	

When ordering parts : Always give the Model, Specification and Serial Number of Generator.

FIG. 3-4 CONTROL BOX (U.K., 50Hz-110V/220V, BS)

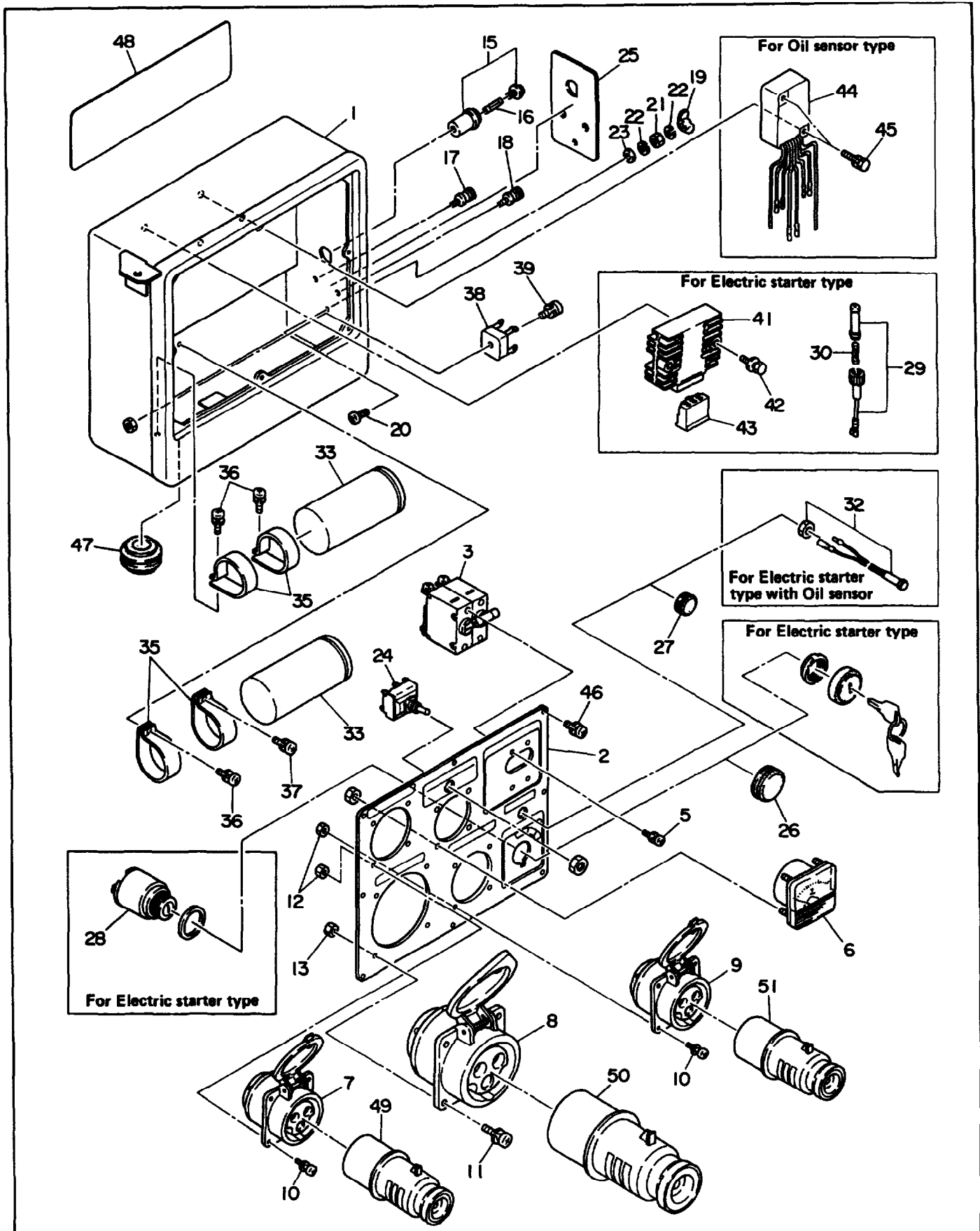


FIG. 3-4 CONTROL BOX (U.K., 50Hz-110V/220V, BS)

Interchangeability

Ref. No.	Parts Number	Description	Q'ty	Execution
20	356-49907-08	SCREW	1	
21	353-49902-08	NUT	1	
22	332-00050-08	SPRING WASHER	2	
23	353-49903-08	WASHER	1	
24	355-45613-08	SWITCH, full power	1	
25	353-49036-08	LABEL (DC OUT)	1	
26	389-47552-08	GROMMET	1	
27	355-57509-08	GROMMET	1	
28	066-00002-50	SWITCH For Electric starter type	1	
29	385-45517-08	FUSE HOLDER For Electric starter type	1	
30	385-45518-08	FUSE (15A) For Electric starter type	1	
32	351-45302-08	LAMP, warning For Electric starter type with Oil sensor	1	
33	385-47541-08	CONDENSER (20 μ F)	2	
35	380-47531-08	CONDENSER BRACKET	4	
36	004-35041-00	SCREW and WASHER ASS' Y	3	
37	389-59989-08	SCREW and WASHER ASS' Y	1	
38	353-45804-08	DIODE STACK ASS' Y	1	
39	353-59949-08	SCREW and WASHER ASS' Y	1	
41	228-71920-01	REGULATOR, compl. For Electric starter type	1	
42	001-11082-50	BOLT and WASHER ASS' Y For Electric starter type	2	
43	385-47321-08	CONNECTOR For Electric starter type	1	
44	228-76001-01	OIL SENSOR, compl. For Oil sensor type	1	
45	001-11063-50	BOLT and WASHER ASS' Y For Oil sensor type	2	
46	353-49904-08	SCREW	8	
47	385-57511-08	GROMMET For Oil sensor type or Electric starter type	1	
48	385-59233-08	LABEL	1	
49	353-45726-08	AC PLUG (110V-16A)	2	
50	353-45732-08	AC PLUG (110V-32A)	1	
51	353-45728-08	AC PLUG (240V-16A)	1	

When ordering parts : Always give the Model, Specification and Serial Number of Generator.

FIG. 3-5 CONTROL BOX (GERMANY, 50Hz-220V)

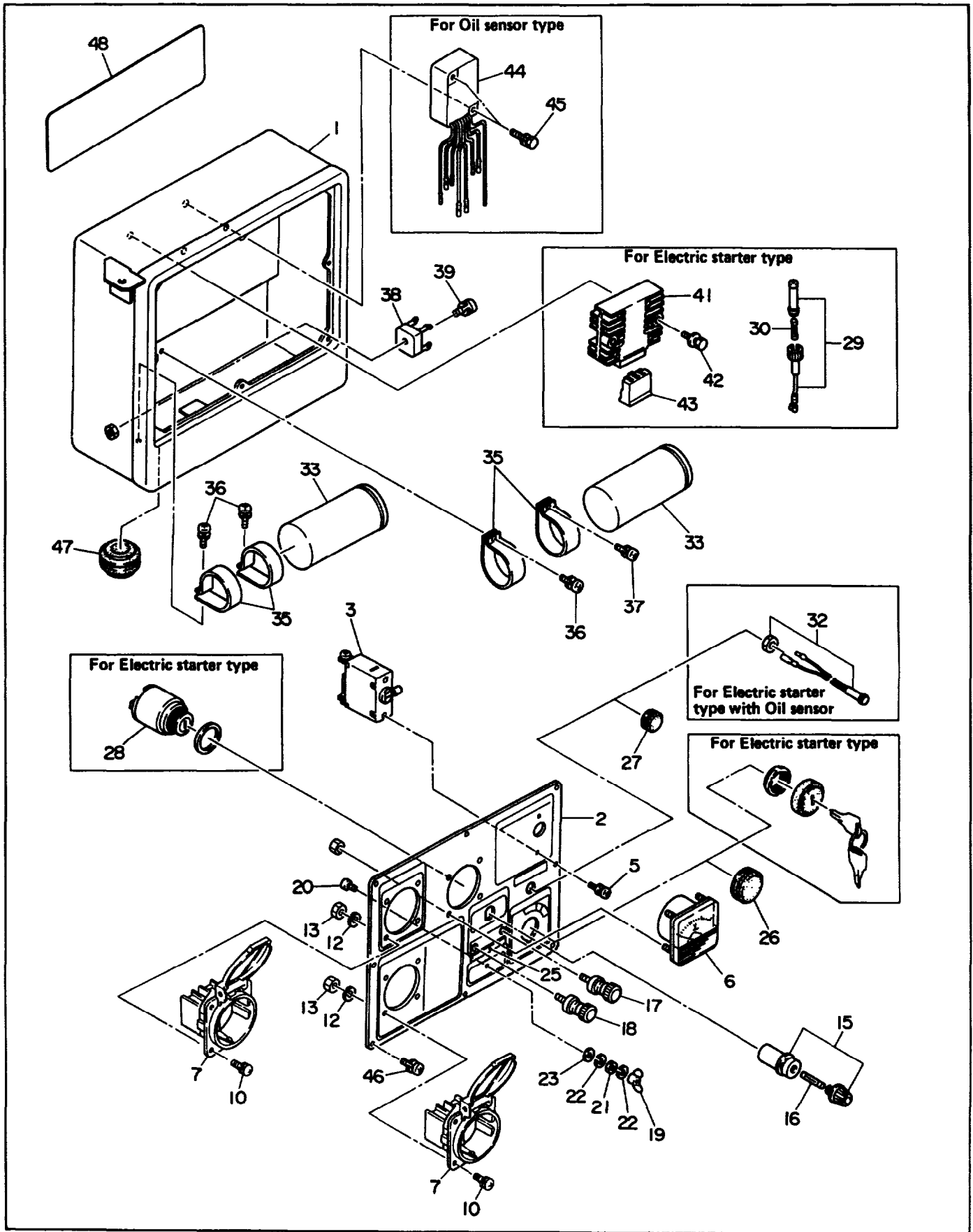


FIG. 3-5 CONTROL BOX (GERMANY, 50Hz-220V)

Interchangeability

Ref. No.	Parts Number	Description	Q'ty	Execution
* 1	385-40710-08	CONTROL BOX ASS' Y Includes items 2 thru 27, 33 thru 40 and 46	1	
* 1	385-40711-08	CONTROL BOX ASS' Y For Electric starter type Includes items 2 thru 25, 27 thru 30, 33 thru 43, 46 and 47	1	
* 1	385-40712-08	CONTROL BOX ASS' Y For Oil sensor type Includes items 2 thru 27, 33 thru 40 and 44 thru 47	1	
* 1	385-40713-08	CONTROL BOX ASS' Y For Electric starter type with Oil sensor Includes items 2 thru 25 and 28 thru 47	1	
1	386-43086-08	CONTROL BOX	1	
1	386-43096-08	CONTROL BOX For Electric starter type, Oil sensor type For Electric starter type with Oil sensor	1	
* 2	385-41740-08	CONTROL PANEL A ASS' Y Includes items 3 thru 27	1	
* 2	385-41741-08	CONTROL PANEL A ASS' Y For Electric starter type Includes items 3 thru 25, 27 and 28	1	
* 2	385-41740-08	CONTROL PANEL A ASS' Y For Oil sensor type Includes items 3 thru 27	1	
* 2	385-41742-08	CONTROL PANEL A ASS' Y For Electric starter type with Oil sensor Includes items 3 thru 25 and 28 thru 32	1	
2	385-43720-08	CONTROL PANEL A	1	
3	386-45652-08	NO-FUSE BREAKER (20A)	1	
5	004-35030-60	SCREW and WASHER ASS' Y	2	
6	320-75112-08	AC VOLTMETER (300V)	1	
7	358-40614-08	AC RECEPTACLE (250V-16A)	2	
10	363-49930-00	SCREW and WASHER ASS' Y	8	
12	003-20040-00	SPRING WASHER	8	
13	002-17040-00	NUT	8	
15	320-59855-08	FUSE HOLDER (DC)	1	
16	320-59860-08	FUSE (10A)	1	
17	363-45701-08	TERMINAL BOLT (Color: RED)	1	
18	363-45700-08	TERMINAL BOLT (Color: BLACK)	1	
19	353-49901-08	WING NUT	1	
20	356-49907-08	SCREW	1	
21	353-49902-08	NUT	1	
22	332-00050-08	SPRING WASHER	2	

When ordering parts ; Always give the Model, Specification and Serial Number of Generator.

FIG. 3-5 CONTROL BOX (GERMANY, 50Hz-220V)

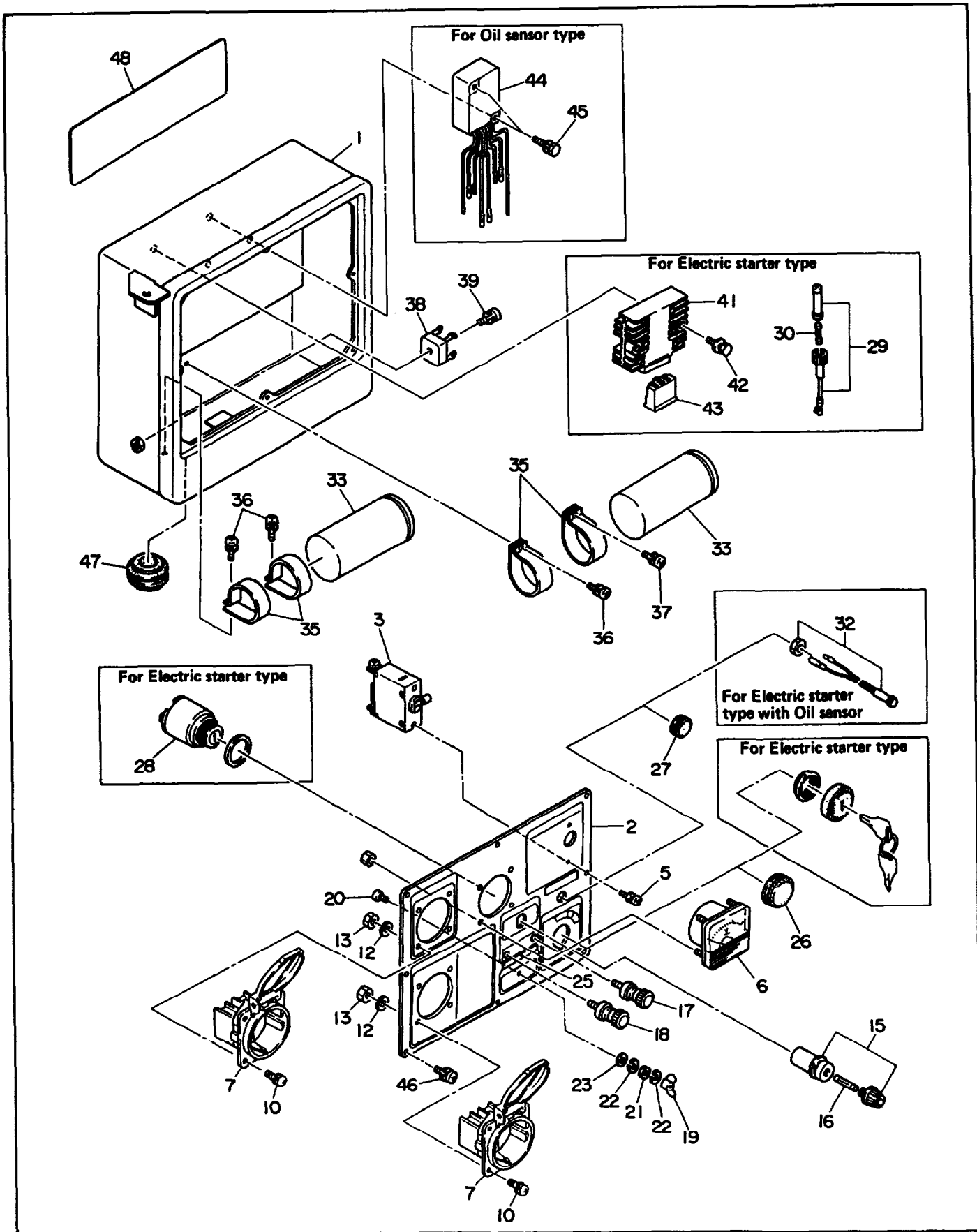


FIG. 3-5 CONTROL BOX (GERMANY, 50Hz-220V)

Interchangeability

Ref. No.	Parts Number	Description	Q'ty	Execution
23	353-49903-08	WASHER	1	
25	363-49091-08	LABEL (DC BATTERY CHARGE ONLY)	1	
26	389-47552-08	GROMMET	1	
27	355-57509-08	GROMMET	1	
28	066-00002-50	SWITCH For Electric starter type	1	
29	385-45517-08	FUSE HOLDER For Electric starter type	1	
30	385-45518-08	FUSE (15A) For Electric starter type	1	
32	351-45302-08	LAMP, warning For Electric starter type with Oil sensor	1	
33	385-47541-08	CONDENSER (20 μ F)	2	
35	380-47531-08	CONDENSER BRACKET	4	
36	004-35041-00	SCREW and WASHER ASS' Y	3	
37	389-59989-08	SCREW and WASHER ASS' Y	1	
38	353-45804-08	DIODE STACK ASS' Y	1	
39	353-59949-08	SCREW and WASHER ASS' Y	1	
41	228-71920-01	REGULATOR, compl. For Electric starter type	1	
42	001-11062-50	BOLT and WASHER ASS' Y For Electric starter type	2	
43	385-47321-08	CONNECTOR For Electric starter type	1	
44	228-76001-01	OIL SENSOR, compl. For Oil sensor type	1	
45	001-11063-50	BOLT and WASHER ASS' Y For Oil sensor type	2	
46	353-49904-08	SCREW	8	
47	385-57511-08	GROMMET For Oil sensor type or Electric starter type	1	
48	385-59227-08	LABEL	1	

When ordering parts ; Always give the Model, Specification and Serial Number of Generator.

FIG. 3-6 CONTROL BOX (50Hz-220V, WITH SPECIAL RECEPTACLE)

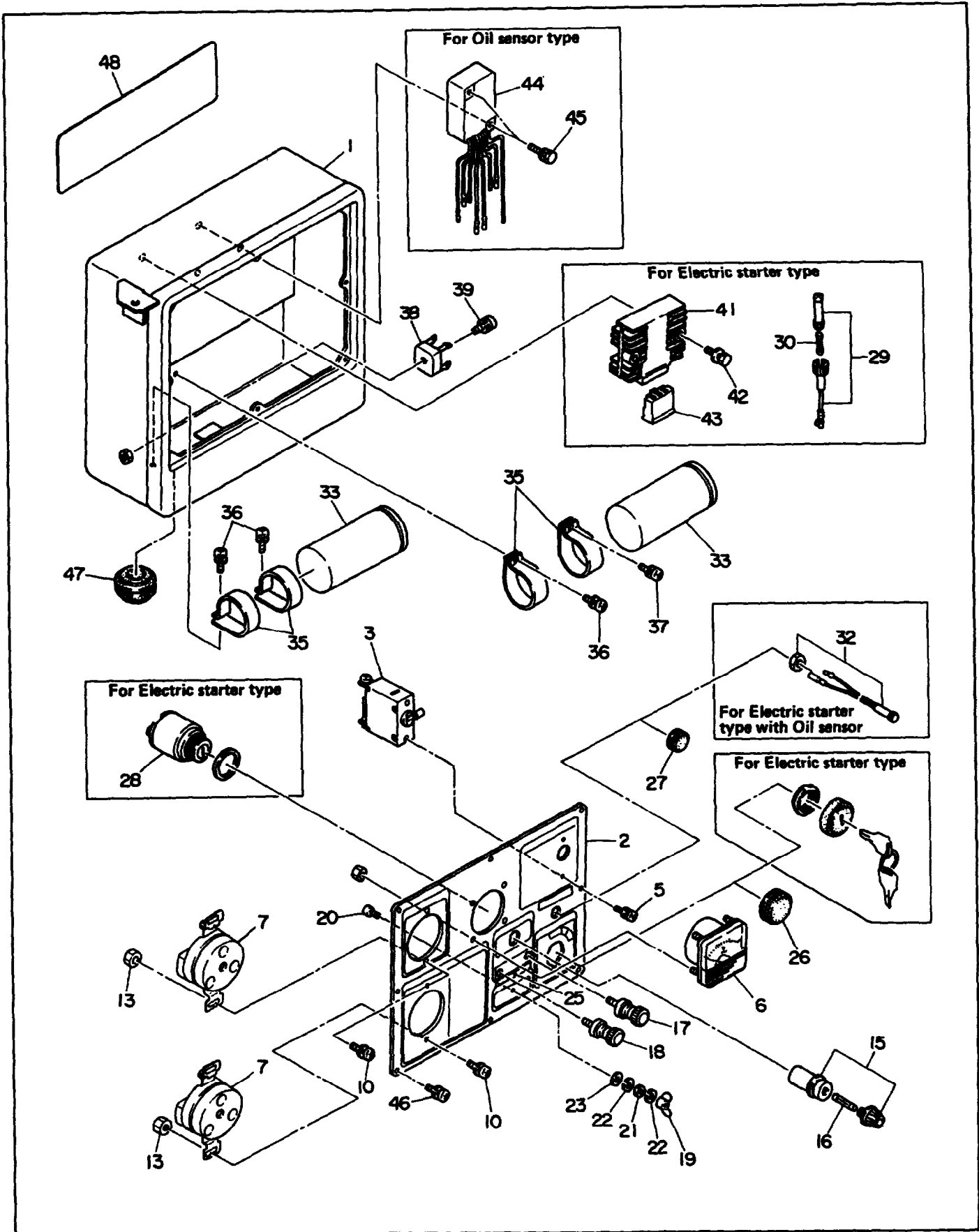


FIG. 3-6 CONTROL BOX (50Hz-220V, WITH SPECIAL RECEPTACLE)

Interchangeability

Ref. No.	Parts Number	Description	Qty	Execution
* 1	385-40714-08	CONTROL BOX ASS' Y Includes items 2 thru 27, 33 thru 40 and 46	1	
* 1	385-40715-08	CONTROL BOX ASS' Y For Electric starter type Includes items 2 thru 25, 27 thru 30, 33 thru 43, 46 and 47	1	
* 1	385-40716-08	CONTROL BOX ASS' Y For Oil sensor type Includes items 2 thru 27, 33 thru 40 and 44 thru 47	1	
* 1	385-40717-08	CONTROL BOX ASS' Y For Electric starter type with Oil sensor Includes items 2 thru 25 and 28 thru 47	1	
1	386-43086-08	CONTROL BOX	1	
1	386-43096-08	CONTROL BOX For Electric starter type, Oil sensor type For Electric starter type with Oil sensor	1	
* 2	385-41743-08	CONTROL PANEL A ASS' Y Includes items 3 thru 27	1	
* 2	385-41744-08	CONTROL PANEL A ASS' Y For Electric starter type Includes items 3 thru 25, 27 and 28	1	
* 2	385-41743-08	CONTROL PANEL A ASS' Y For Oil sensor type Includes items 3 thru 27	1	
* 2	385-41745-08	CONTROL PANEL A ASS' Y For Electric starter type with Oil sensor Includes items 3 thru 25 and 28 thru 32	1	
2	385-43721-08	CONTROL PANEL A	1	
3	386-45652-08	NO-FUSE BREAKER (20A)	1	
5	004-35030-60	SCREW and WASHER ASS' Y	2	
6	320-75112-08	AC VOLTMETER (300V)	1	
7	358-45718-08	AC RECEPTACLE (250V-16A)	2	
10	363-49930-08	SCREW and WASHER ASS' Y	4	
13	002-17040-00	NUT	4	
15	320-59855-08	FUSE HOLDER (DC)	1	
16	320-59860-08	FUSE (10A)	1	
17	363-45701-08	TERMINAL BOLT (Color: RED)	1	
18	363-45700-08	TERMINAL BOLT (Color: BLACK)	1	
19	353-49901-08	WING NUT	1	
20	356-49907-08	SCREW	1	
21	353-49902-08	NUT	1	
22	332-00050-08	SPRING WASHER	2	
23	353-49903-08	WASHER	1	

When ordering parts ; Always give the Model, Specification and Serial Number of Generator.

FIG. 3-6 CONTROL BOX (50Hz-220V, WITH SPECIAL RECEPTACLE)

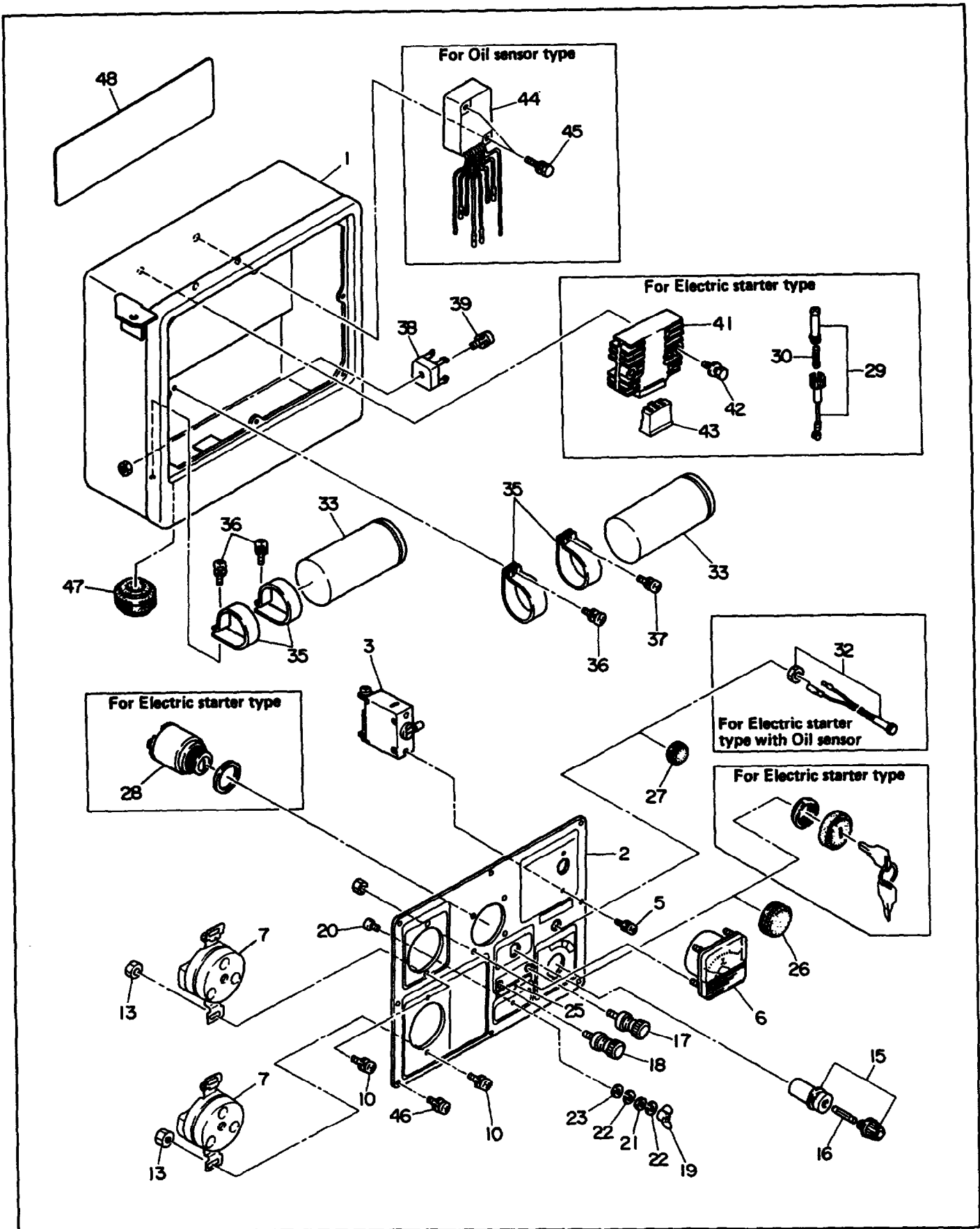


FIG. 3-6 CONTROL BOX (50Hz-220V, WITH SPECIAL RECEPTACLE)

Ref. No.	Parts Number	Description	Interchangeability	
			Q'ty	Execution
25	363-49091-08	LABEL (DC BATTERY CHARGE ONLY)	1	
26	389-47552-08	GROMMET	1	
27	355-57509-08	GROMMET	1	
28	066-00002-50	SWITCH For Electric starter type	1	
29	385-45517-08	FUSE HOLDER For Electric starter type	1	
30	385-45518-08	FUSE (15A) For Electric starter type	1	
32	351-45302-08	LAMP, warning For Electric starter type with Oil sensor	1	
33	385-47541-08	CONDENSER (20 μF)	2	
35	380-47531-08	CONDENSER BRACKET	4	
36	004-35041-00	SCREW and WASHER ASS' Y	3	
37	389-59989-08	SCREW and WASHER ASS' Y	1	
38	353-45804-08	DIODE STACK ASS' Y	1	
39	353-59949-08	SCREW and WASHER ASS' Y	1	
41	228-71920-01	REGULATOR, compl. For Electric starter type	1	
42	001-11062-50	BOLT and WASHER ASS' Y For Electric starter type	2	
43	385-47321-08	CONNECTOR For Electric starter type	1	
44	228-76001-01	OIL SENSOR, compl. For Oil sensor type	1	
45	001-11063-50	BOLT and WASHER ASS' Y For Oil sensor type	2	
46	353-49904-08	SCREW	8	
47	385-57511-08	GROMMET For Oil sensor type or Electric starter type	1	
48	385-59227-08	LABEL	1	

When ordering parts ; Always give the Model, Specification and Serial Number of Generator.

FIG. 3-7 CONTROL BOX (SWITZERLAND, 50Hz-220V)

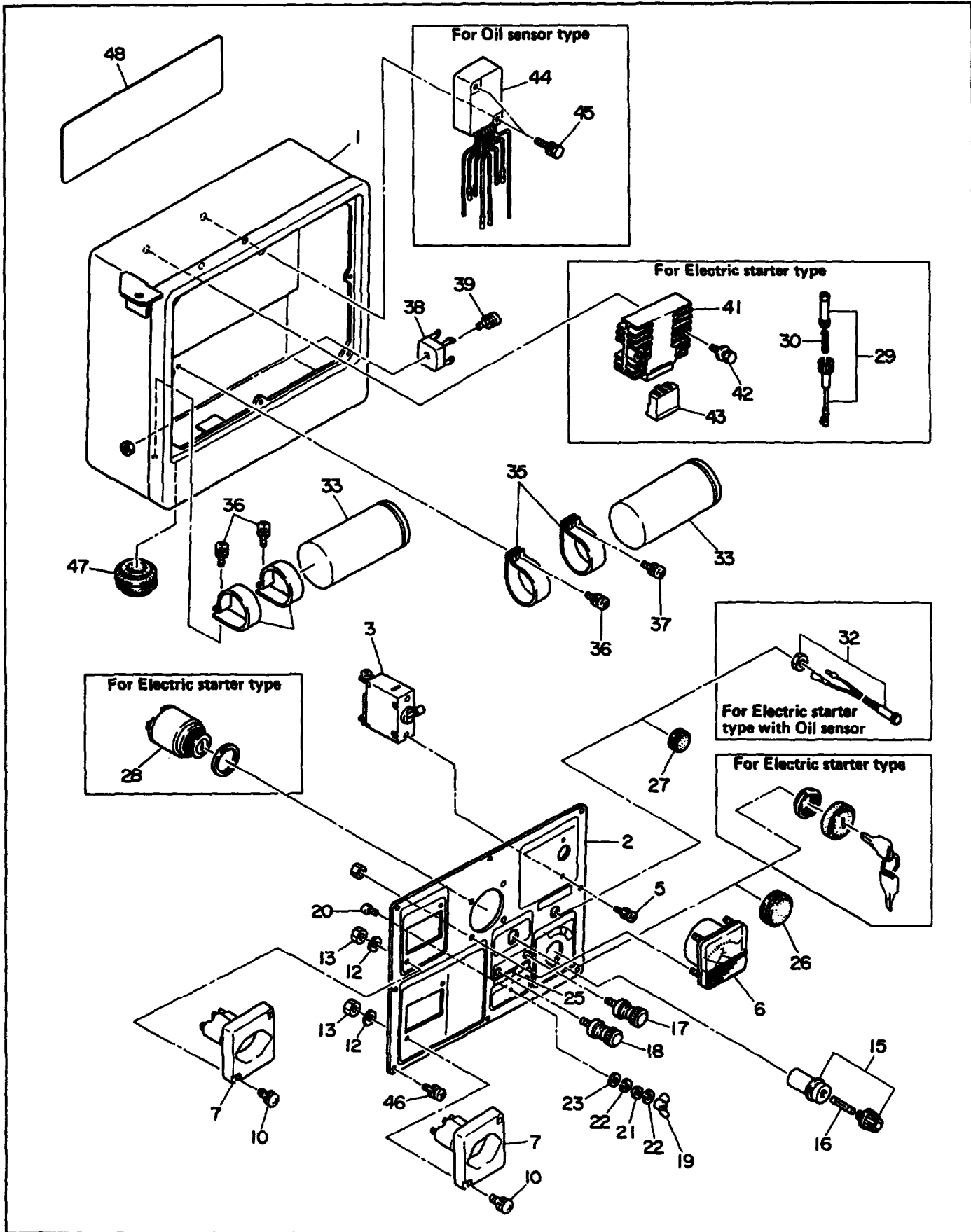


FIG. 3-7 CONTROL BOX (SWITZERLAND, 50Hz-220V)

Interchangeability

Ref. No.	Parts Number	Description	Q'ty	Execution
* 1	385-40718-08	CONTROL BOX ASS' Y Includes items 2 thru 27, 33 thru 40 and 46	1	
* 1	385-40719-08	CONTROL BOX ASS' Y For Electric starter type Includes items 2 thru 25, 27 thru 30, 33 thru 43, 46 and 47	1	
* 1	385-40720-08	CONTROL BOX ASS' Y For Oil sensor type Includes items 2 thru 27, 33 thru 40 and 44 thru 47	1	
* 1	385-40721-08	CONTROL BOX ASS' Y For Electric starter type with Oil sensor Includes items 2 thru 25 and 28 thru 47	1	
1	386-43086-08	CONTROL BOX	1	
1	386-43096-08	CONTROL BOX For Electric starter type, Oil sensor type For Electric starter type with Oil sensor	1	
* 2	385-41746-08	CONTROL PANEL A ASS' Y Includes items 3 thru 27	1	
* 2	385-41747-08	CONTROL PANEL A ASS' Y For Electric starter type Includes items 3 thru 25, 27 and 28	1	
* 2	385-41746-08	CONTROL PANEL A ASS' Y For Oil sensor type Includes items 3 thru 27	1	
* 2	385-41748-08	CONTROL PANEL A ASS' Y For Electric starter type with Oil sensor Includes items 3 thru 25 and 28 thru 32	1	
2	385-43722-08	CONTROL PANEL A	1	
3	386-45652-08	NO-FUSE BREAKER (20A)	1	
5	004-35030-60	SCREW and WASHER ASS' Y	2	
6	320-75112-08	AC VOLTMETER (300V)	1	
7	358-40617-08	AC RECEPTACLE (250V-10A)	2	
10	363-49934-08	SCREW and WASHER ASS' Y	4	
12	363-49938-08	SPRING WASHER	4	
13	363-49936-08	NUT	4	
15	320-59855-08	FUSE HOLDER (DC)	1	
16	320-59860-08	FUSE (10A)	1	
17	363-45701-08	TERMINAL BOLT (Color: RED)	1	
18	363-45700-08	TERMINAL BOLT (Color: BLACK)	1	
19	353-49901-08	WING NUT	1	
20	356-49907-08	SCREW	1	
21	353-49902-08	NUT	1	
22	332-00050-08	SPRING WASHER	2	

When ordering parts : Always give the Model, Specification and Serial Number of Generator.

FIG. 3-7 CONTROL BOX (SWITZERLAND, 50Hz-220V)

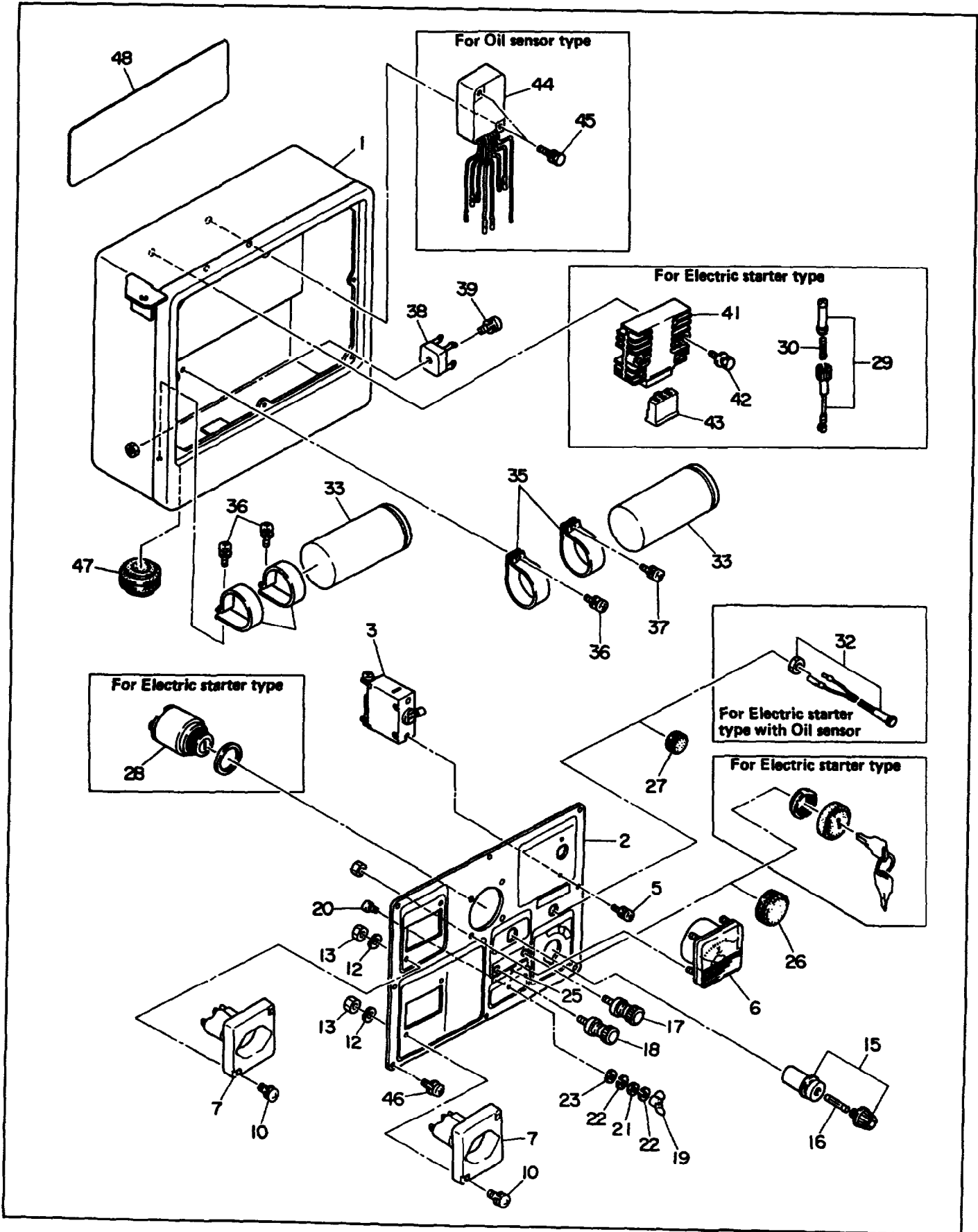


FIG. 3-7 CONTROL BOX (SWITZERLAND, 50Hz-220V)

Interchangeability

Ref. No.	Parts Number	Description	Q'ty	Execution
23	353-49903-08	WASHER	1	
25	363-49091-08	LABEL (DC BATTERY CHARGE ONLY)	1	
26	389-47552-08	GROMMET	1	
27	355-57509-08	GROMMET	1	
28	066-00002-50	SWITCH For Electric starter type	1	
29	385-45517-08	FUSE HOLDER For Electric starter type	1	
30	385-45518-08	FUSE (15A) For Electric starter type	1	
32	351-45302-08	LAMP, warning For Electric starter type with Oil sensor	1	
33	385-47541-08	CONDENSER (20 μ F)	2	
35	380-47531-08	CONDENSER BRACKET	4	
36	004-35041-00	SCREW and WASHER ASS' Y	3	
37	389-59989-08	SCREW and WASHER ASS' Y	1	
38	353-45804-08	DIODE STACK ASS' Y	1	
39	353-59949-08	SCREW and WASHER ASS' Y	1	
41	228-71920-01	REGULATOR, compl. For Electric starter type	1	
42	001-11062-50	BOLT and WASHER ASS' Y For Electric starter type	2	
43	385-47321-08	CONNECTOR For Electric starter type	1	
44	228-76001-01	OIL SENSOR, compl. For Oil sensor type	1	
45	001-11063-50	BOLT and WASHER ASS' Y For Oil sensor type	2	
46	353-49904-08	SCREW	8	
47	385-57511-08	GROMMET For Oil sensor type or Electric starter type	1	
48	385-59227-08	LABEL	1	

When ordering parts : Always give the Model, Specification and Serial Number of Generator.

FIG. 3-8 CONTROL BOX (AUSTRALIA, 50Hz-240V)

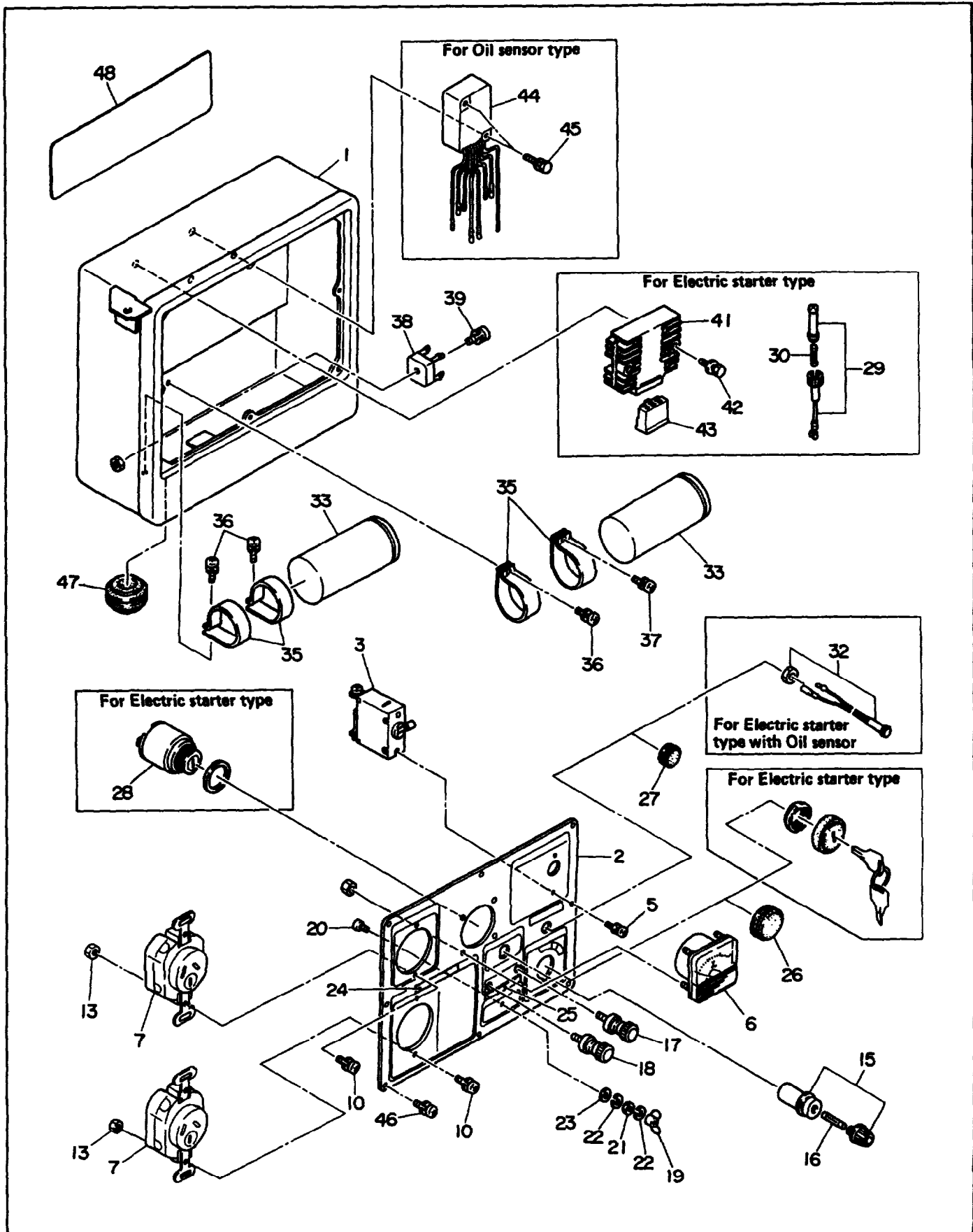


FIG. 3-8 CONTROL BOX (AUSTRALIA, 50Hz-240V)

Interchangeability

Ref. No.	Parts Number	Description	Q'ty	Execution
* 1	385-40722-08	CONTROL BOX ASS' Y Includes items 2 thru 27, 33 thru 40 and 46	1	
* 1	385-40723-08	CONTROL BOX ASS' Y For Electric starter type Includes items 2 thru 25, 27 thru 30, 33 thru 43, 46 and 47	1	
* 1	385-40724-08	CONTROL BOX ASS' Y For Oil sensor type Includes items 2 thru 27, 33 thru 40 and 44 thru 47	1	
* 1	385-40725-08	CONTROL BOX ASS' Y For Electric starter type with Oil sensor Includes items 2 thru 25 and 28 thru 47	1	
1	386-43086-08	CONTROL BOX	1	
1	386-43096-08	CONTROL BOX For Electric starter type, Oil sensor type For Electric starter type with Oil sensor	1	
* 2	385-41749-08	CONTROL PANEL A ASS' Y Includes items 3 thru 27	1	
* 2	385-41750-08	CONTROL PANEL A ASS' Y For Electric starter type Includes items 3 thru 25 and 28	1	
* 2	385-41749-08	CONTROL PANEL A ASS' Y For Oil sensor type Includes items 3 thru 27	1	
* 2	385-41751-08	CONTROL PANEL A ASS' Y For Electric starter type with Oil sensor Includes items 3 thru 25 and 28 thru 32	1	
2	385-43723-08	CONTROL PANEL A	1	
3	386-45652-08	NO-FUSE BREAKER (20A)	1	
5	004-35030-60	SCREW and WASHER ASS' Y	2	
6	320-75112-08	AC VOLTMETER (300V)	1	
7	353-45719-08	AC RECEPTACLE (250V-15A)	2	
10	004-35041-00	SCREW and WASHER ASS' Y	4	
13	002-17040-00	NUT	4	
15	320-59855-08	FUSE HOLDER (DC)	1	
16	320-59860-08	FUSE (10A)	1	
17	363-45701-08	TERMINAL BOLT (Color: RED)	1	
18	363-45700-08	TERMINAL BOLT (Color: BLACK)	1	
19	353-49901-08	WING NUT	1	
20	356-49907-08	SCREW	1	
21	353-49902-08	NUT	1	
22	332-00050-08	SPRING WASHER	2	
23	353-49903-08	WASHER	1	

When ordering parts : Always give the Model, Specification and Serial Number of Generator.

FIG. 3-8 CONTROL BOX (AUSTRALIA, 50Hz-240V)

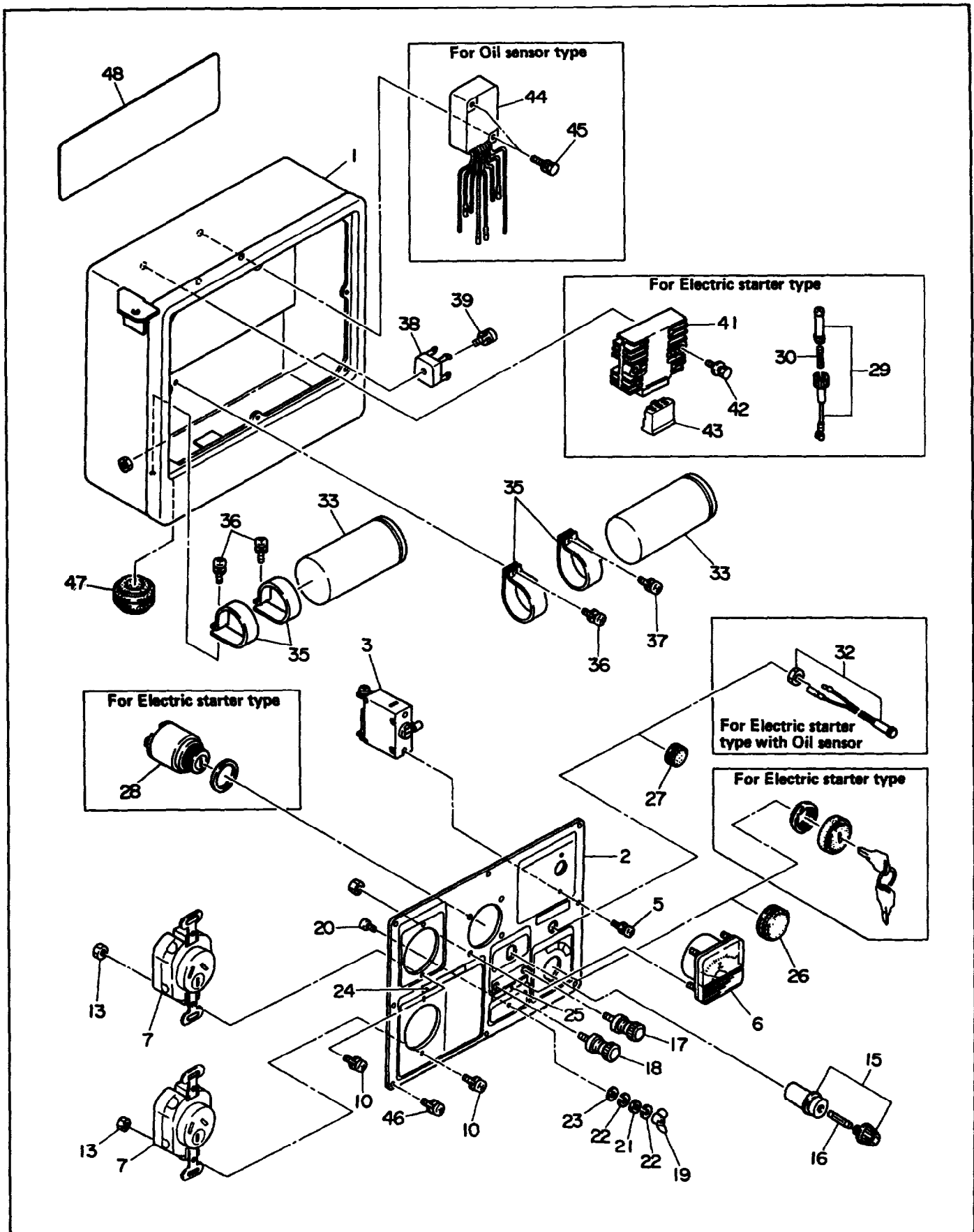


FIG. 3-8 CONTROL BOX (AUSTRALIA, 50Hz-240V)

Ref. No.	Parts Number	Description	Q'ty	Interchangeability	
				Execution	
24	353-49035-08	LABEL (AC240V)	1		
25	363-49091-08	LABEL (DC BATTERY CHARGE ONLY)	1		
26	389-47552-08	GROMMET	1		
27	355-57509-08	GROMMET	1		
28	066-00002-50	SWITCH For Electric starter type	1		
29	385-45517-08	FUSE HOLDER For Electric starter type	1		
30	385-45518-08	FUSE (15A) For Electric starter type	1		
32	351-45302-08	LAMP, warning For Electric starter type with Oil sensor	1		
33	385-47541-08	CONDENSER (20 μ F)	2		
35	380-47531-08	CONDENSER BRACKET	4		
36	004-35041-00	SCREW and WASHER ASS' Y	3		
37	389-59989-08	SCREW and WASHER ASS' Y	1		
38	353-45804-08	DIODE STACK ASS' Y	1		
39	353-59949-08	SCREW and WASHER ASS' Y	1		
41	228-71920-01	REGULATOR, compl. For Electric starter type	1		
42	001-11062-50	BOLT and WASHER ASS' Y For Electric starter type	2		
43	385-47321-08	CONNECTOR For Electric starter type	1		
44	228-76001-01	OIL SENSOR, compl. For Oil sensor type	1		
45	001-11063-50	BOLT and WASHER ASS' Y For Oil sensor type	2		
46	353-49904-08	SCREW	8		
47	385-57511-08	GROMMET For Oil sensor type or Electric starter type	1		
48	385-59227-08	LABEL	1		

When ordering parts ; Always give the Model, Specification and Serial Number of Generator.

FIG. 3-9 CONTROL BOX (FRANCE, 50Hz-220V)

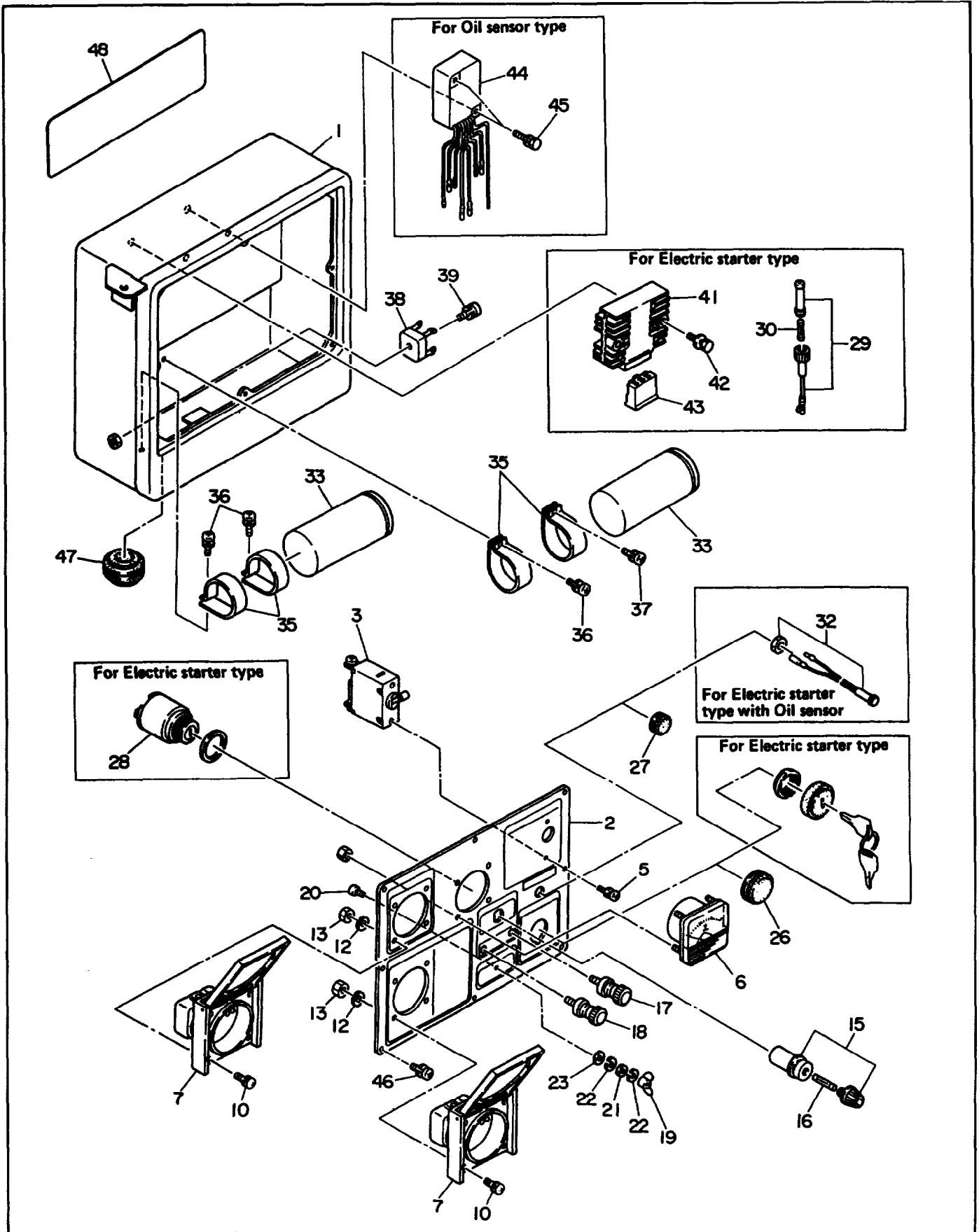


FIG. 3-9 CONTROL BOX (FRANCE, 50Hz-220V)

Ref. No.	Parts Number	Description	Interchangeability	
			Q'ty	Execution
* 1	385-40965-08	CONTROL BOX ASS' Y Includes items 2 thru 27, 33 thru 40 and 46	1	
* 1	385-40966-08	CONTROL BOX ASS' Y For Electric starter type Includes items 2 thru 25, 27 thru 30, 33 thru 43, 46 and 47	1	
* 1	385-40928-08	CONTROL BOX ASS' Y For Oil sensor type Includes items 2 thru 27, 33 thru 40 and 44 thru 47	1	
* 1	385-40967-08	CONTROL BOX ASS' Y For Electric starter type with Oil sensor Includes items 2 thru 25 and 28 thru 47	1	
1	386-43086-08	CONTROL BOX	1	
1	386-43096-08	CONTROL BOX For Electric starter type, Oil sensor type For Electric starter type with Oil sensor	1	
* 2	385-41965-08	CONTROL PANEL A ASS' Y Includes items 3 thru 27	1	
* 2	385-41966-08	CONTROL PANEL A ASS' Y For Electric starter type Includes items 3 thru 25, 27 and 28	1	
* 2	385-41929-08	CONTROL PANEL A ASS' Y For Oil sensor type Includes items 3 thru 27	1	
* 2	385-41967-08	CONTROL PANEL A ASS' Y For Electric starter type with Oil sensor Includes items 3 thru 25 and 28 thru 32	1	
2	385-43807-08	CONTROL PANEL A	1	
3	386-45652-08	NO-FUSE BREAKER (20A)	1	
5	004-35030-60	SCREW and WASHER ASS' Y	2	
6	320-75112-08	AC VOLTMETER (300V)	1	
7	363-45702-08	AC RECEPTACLE (250V-16A)	2	
10	363-49935-08	SCREW and WASHER ASS' Y	8	
12	003-20040-00	SPRING WASHER	8	
13	002-17040-00	NUT	8	
15	320-59855-08	FUSE HOLDER (DC)	1	
16	320-59860-08	FUSE (10A)	1	
17	363-45701-08	TERMINAL BOLT (Color: RED)	1	
18	363-45700-08	TERMINAL BOLT (Color: BLACK)	1	
19	353-49901-08	WING NUT	1	
20	356-49907-08	SCREW	1	
21	353-49902-08	NUT	1	
22	332-00050-08	SPRING WASHER	2	

When ordering parts ; Always give the Model, Specification and Serial Number of Generator.

FIG. 3-9 CONTROL BOX (FRANCE, 50Hz-220V)

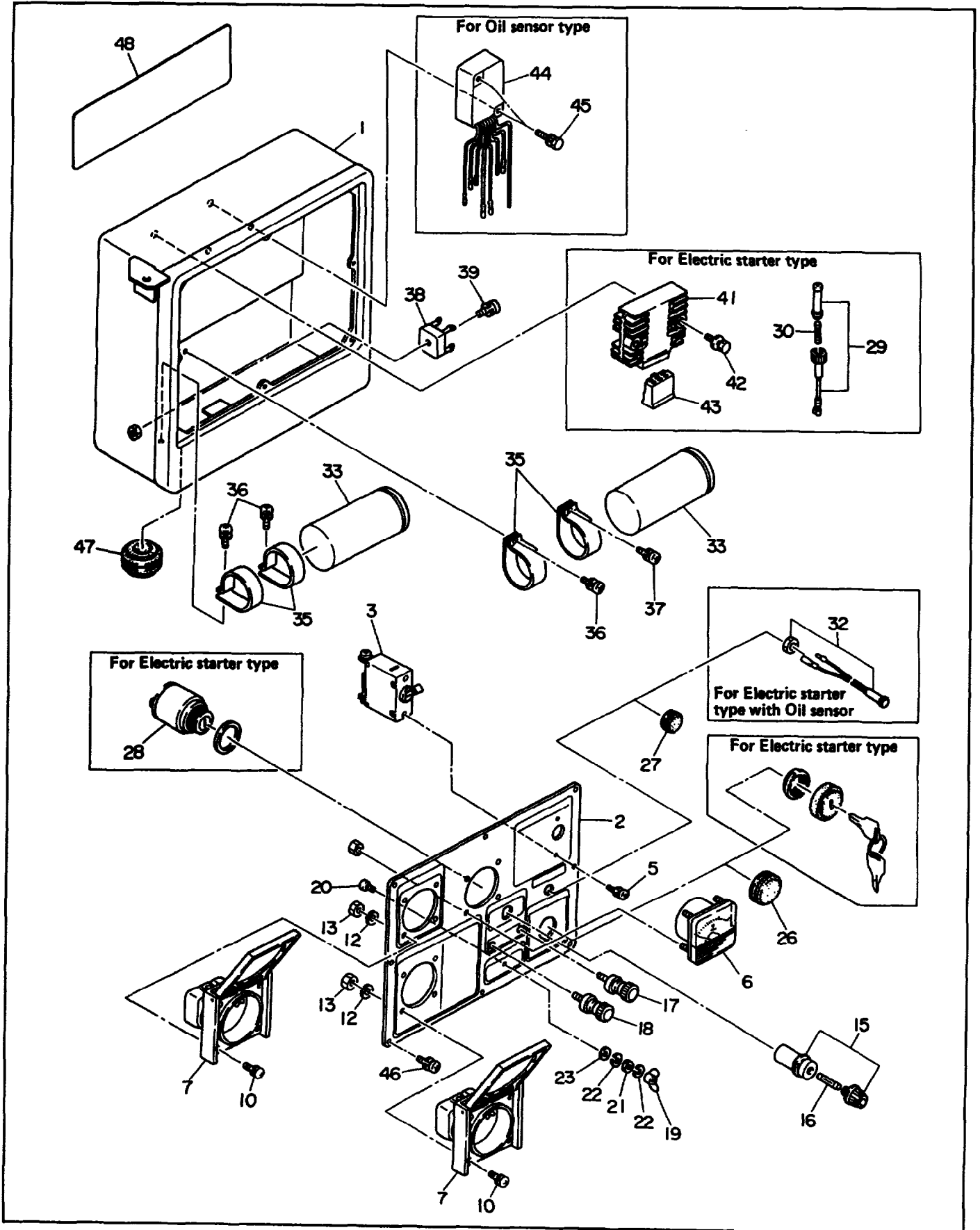


FIG. 3-9 CONTROL BOX (FRANCE, 50Hz-220V)

Ref. No.	Parts Number	Description	Q' ty	Interchangeability	
				Execution	
23	353-49903-08	WASHER	1		
26	389-47552-08	GROMMET	1		
27	355-57509-08	GROMMET	1		
28	066-00002-50	SWITCH For Electric starter type	1		
29	385-45517-08	FUSE HOLDER For Electric starter type	1		
30	385-45518-08	FUSE (15A) For Electric starter type	1		
32	351-45302-08	LAMP, warning For Electric starter type with Oil sensor	1		
33	385-47541-08	CONDENSER (20 μF)	2		
35	380-47531-08	CONDENSER BRACKET	4		
36	004-35041-00	SCREW and WASHER ASS' Y	3		
37	389-59989-08	SCREW and WASHER ASS' Y	1		
38	353-45804-08	DIODE STACK ASS' Y	1		
39	353-59949-08	SCREW and WASHER ASS' Y	1		
41	228-71920-01	REGULATOR, compl. For Electric starter type	1		
42	001-11062-50	BOLT and WASHER ASS' Y For Electric starter type	2		
43	385-47321-08	CONNECTOR For Electric starter type	1		
44	228-76001-01	OIL SENSOR, compl. For Oil sensor type	1		
45	001-11063-50	BOLT and WASHER ASS' Y For Oil sensor type	2		
46	353-49904-08	SCREW	8		
47	385-57511-08	GROMMET For Oil sensor type or Electric starter type	1		
48	385-59320-08	LABEL	1		

When ordering parts : Always give the Model, Specification and Serial Number of Generator.

FIG. 4 RECOIL STARTER

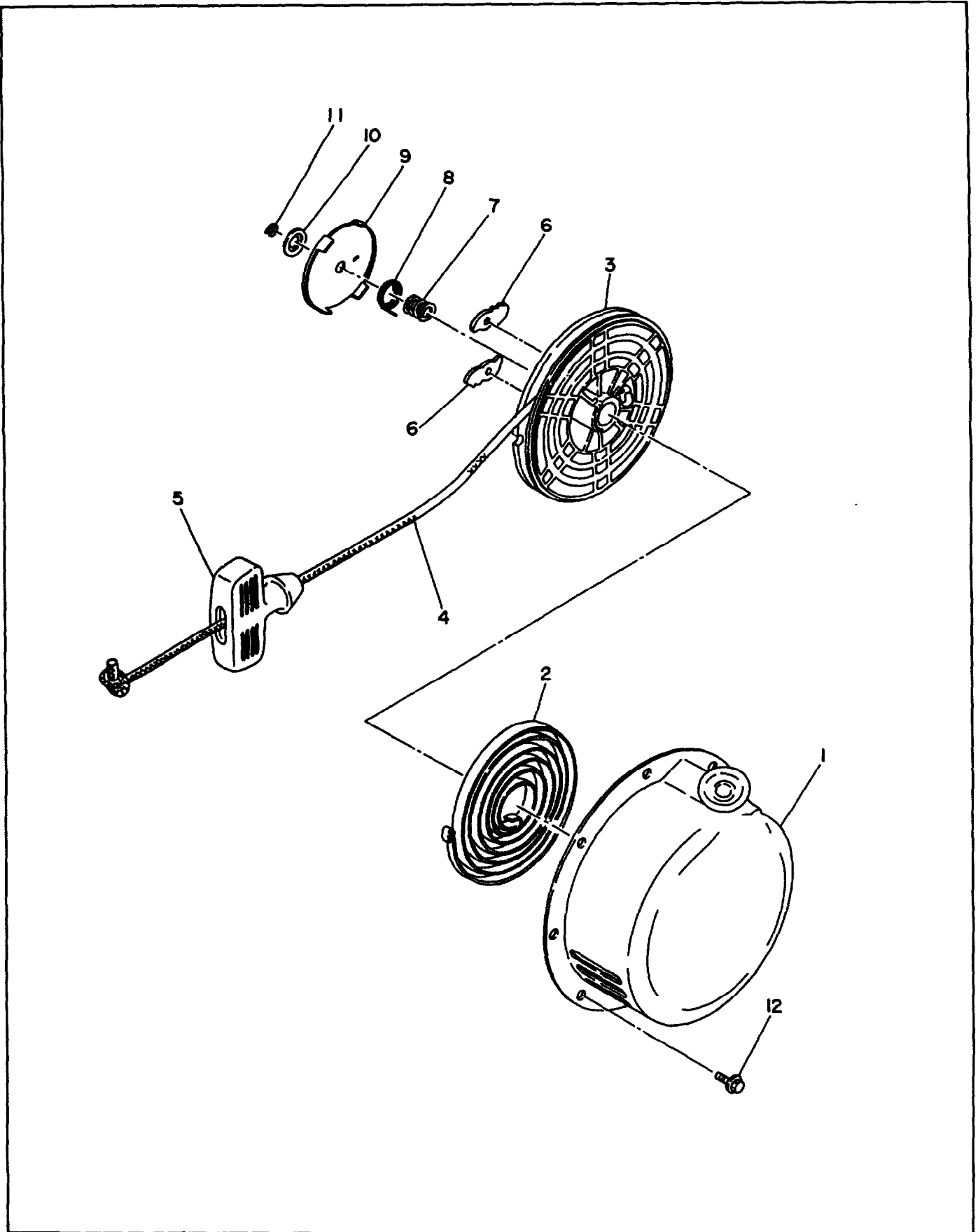


FIG. 4 RECOIL STARTER

Interchangeability

Ref. No.	Parts Number	Description	Q'ty	Execution
* 1	228-50110-00	RECOIL STARTER ASS' Y Includes items 2 thru 11	1	
2	106-50116-08	SPIRAL SPRING	1	
3	107-50121-08	REEL compl.	1	
4	228-50110-08	STATER ROPE	1	
5	206-50101-08	STATER KNOB, compl.	1	
6	106-50128-18	RATCHET	2	
7	106-50132-08	FRICTION SPRING	1	
8	106-50137-18	RETURN SPRING	1	
9	106-50144-18	FRICTION PLATE	1	
10	106-50185-18	THRUST WASHER	1	
11	106-50186-08	CLIP	1	
12	011-00600-10	FLANGE BOLT	4	

When ordering parts ; Always give the Model, Specification and Serial Number of Generator.

FIG. 5 CRANKCASE

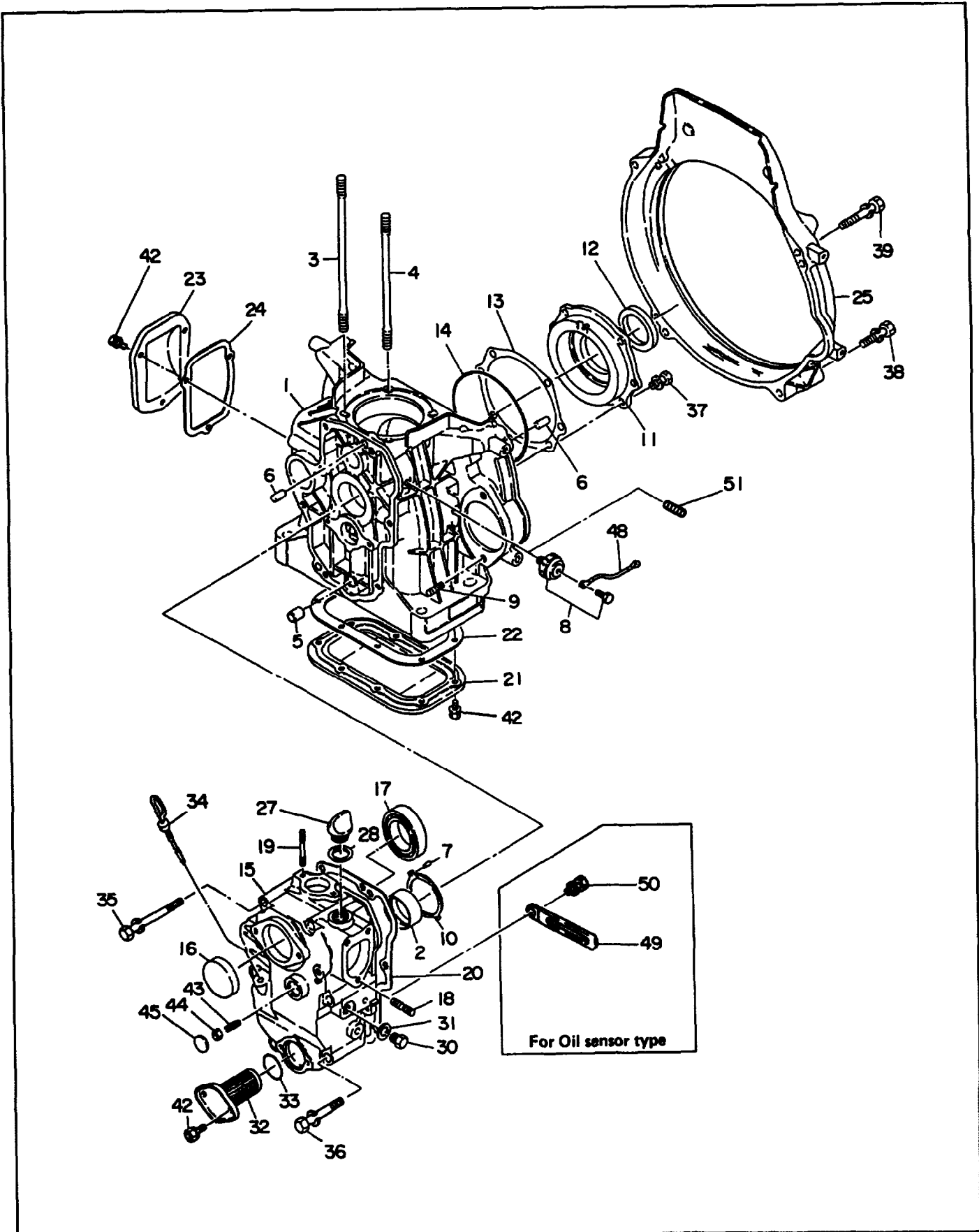


FIG. 5 CRANKCASE

Interchangeability

Ref. No.	Parts Number	Description	Q'ty	Execution
* 1	228-10110-01	CRANKCASE, compl. For Recoil starter type Includes items 2 thru 7 and 51	1	
* 1	228-10112-01	CRANKCASE, compl. For Electric starter type Includes items 2 thru 7, 9 and 51	1	
* 1	228-10117-01	CRANKCASE, compl. For Oil sensor type Includes items 2 thru 8	1	
* 1	228-10116-01	CRANKCASE, compl. For Electric starter type with Oil sensor Includes items 2 thru 9	1	
2	228-15801-03	MAIN BEARING	1	
2	228-15802-03	MAIN BEARING, under size 0. 25mm	1	
2	228-15803-03	MAIN BEARING, under size 0. 5mm	1	
3	228-16001-11	TENSION BOLT 1	2	
4	228-16002-11	TENSION BOLT 2	2	
5	228-15003-13	PIPE KNOCK	1	
6	005-26081-80	DOWEL PIN	4	
7	005-19250-60	SPRING PIN	2	
8	942-99513-00	SWITCH ASS' Y, oil pressure For Oil sensor type	1	
9	010-50800-44	STUD For Electric starter type	2	
10	228-15002-03	THRUST BEARING	1	
*11	228-11501-11	BEARING HOUSING Includes item 12	1	
12	044-04000-20	OIL SEAL	1	
13	228-15004-03	GASKET, t=0. 1	1	
13	228-15005-03	GASKET, t=0. 2	1	
13	228-15006-03	GASKET, t=0. 3	1	
14	228-15014-03	"O" RING, bearing housing	1	
*15	228-11406-01	GEAR CASE COVER, compl. Includes items 16 thru 19	1	
16	041-05000-11	BLIND PLATE	1	
17	060-03500-40	BALL BEARING	1	
18	001-32083-51	STUD	3	
19	001-32064-50	STUD	2	
20	228-15007-03	GASKET, case cover (t=0. 5)	1	
21	228-11601-03	OIL PAN	1	
22	228-15008-03	GASKET, oil pan (t=1. 2)	1	
23	228-26001-01	BALANCER COVER	1	
24	228-25001-03	GASKET, balancer cover	1	

When ordering parts : Always give the Model, Specification and Serial Number of Generator.

FIG. 5 CRANKCASE

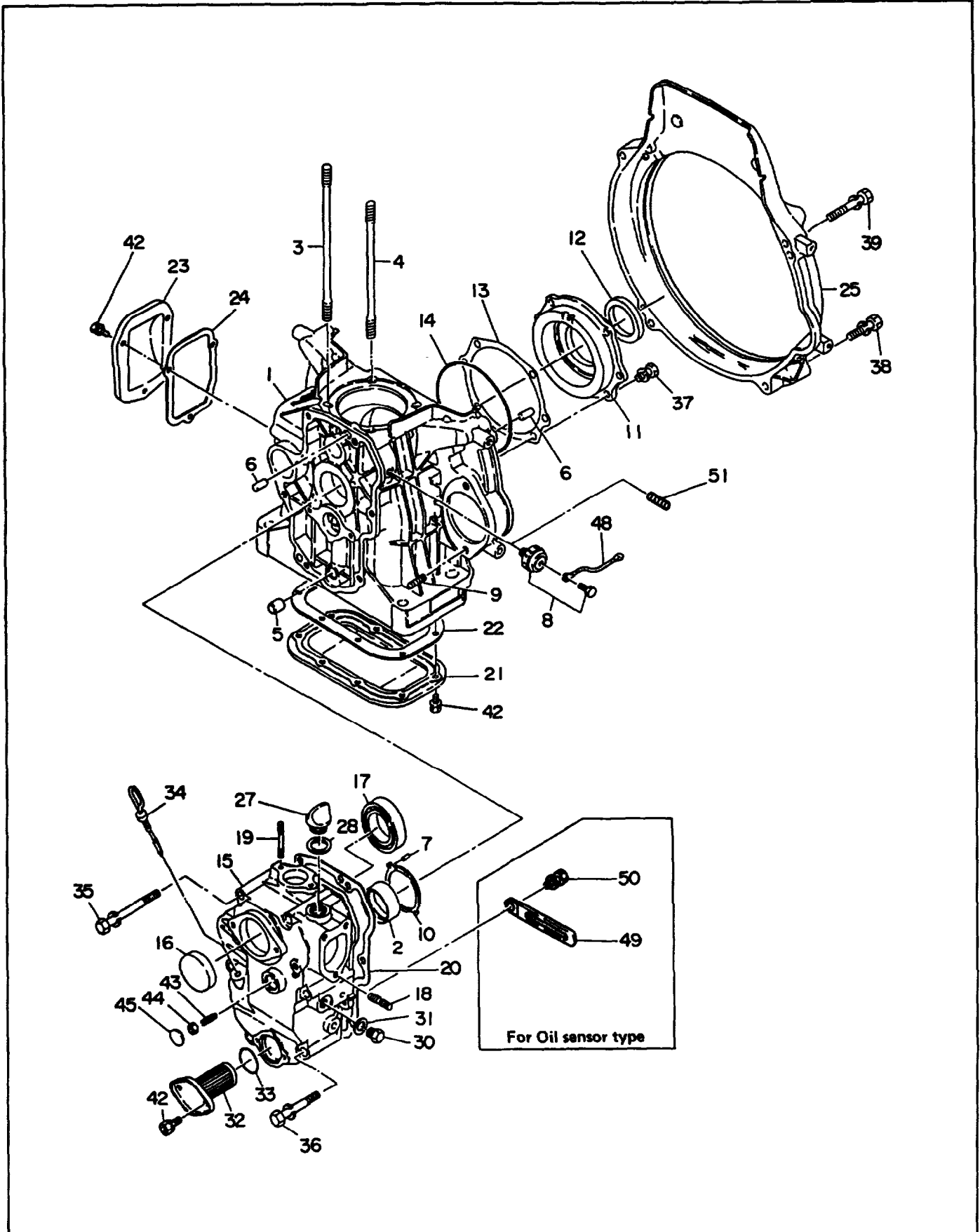


FIG. 5 CRANKCASE

Ref. No.	Parts Number	Description	Interchangeability	
			Q'ty	Execution
25	228-51101-03	BLOWER HOUSING	1	
27	228-65003-03	PLUG	1	
28	021-32000-10	GASKET	1	
30	009-02120-00	FILLER	1	
31	003-70120-00	GASKET, aluminum	1	
32	228-64301-00	OIL FILTER ASS' Y	1	
33	024-03000-10	"O" RING	1	
34	228-63601-01	OIL GAUGE, compl.	1	
35	001-13088-50	BOLT and WASHER ASS' Y	4	
36	001-13086-50	BOLT and WASHER ASS' Y	3	
37	001-13082-00	BOLT and WASHER ASS' Y	6	
38	001-13084-00	BOLT and WASHER ASS' Y	2	
39	001-13085-50	BOLT and WASHER ASS' Y	2	
42	980-05060-10	BOLT and WASHER ASS' Y	13	
43	014-90600-70	ADJUSTING SCREW	1	
44	002-18060-00	NUT	2	
45	041-12200-10	BLIND PLUG	1	
48	228-73147-01	WIRE 11, compl.	1	
49	150-75201-03	CLAMP For Oil sensor type	1	
50	001-10061-00	BOLT and WASHER ASS' Y For Oil sensor type	1	
51	212-15008-13	BLIND PLUG	1	

When ordering parts : Always give the Model, Specification and Serial Number of Generator.

FIG. 6 CYLINDER and CYLINDER HEAD

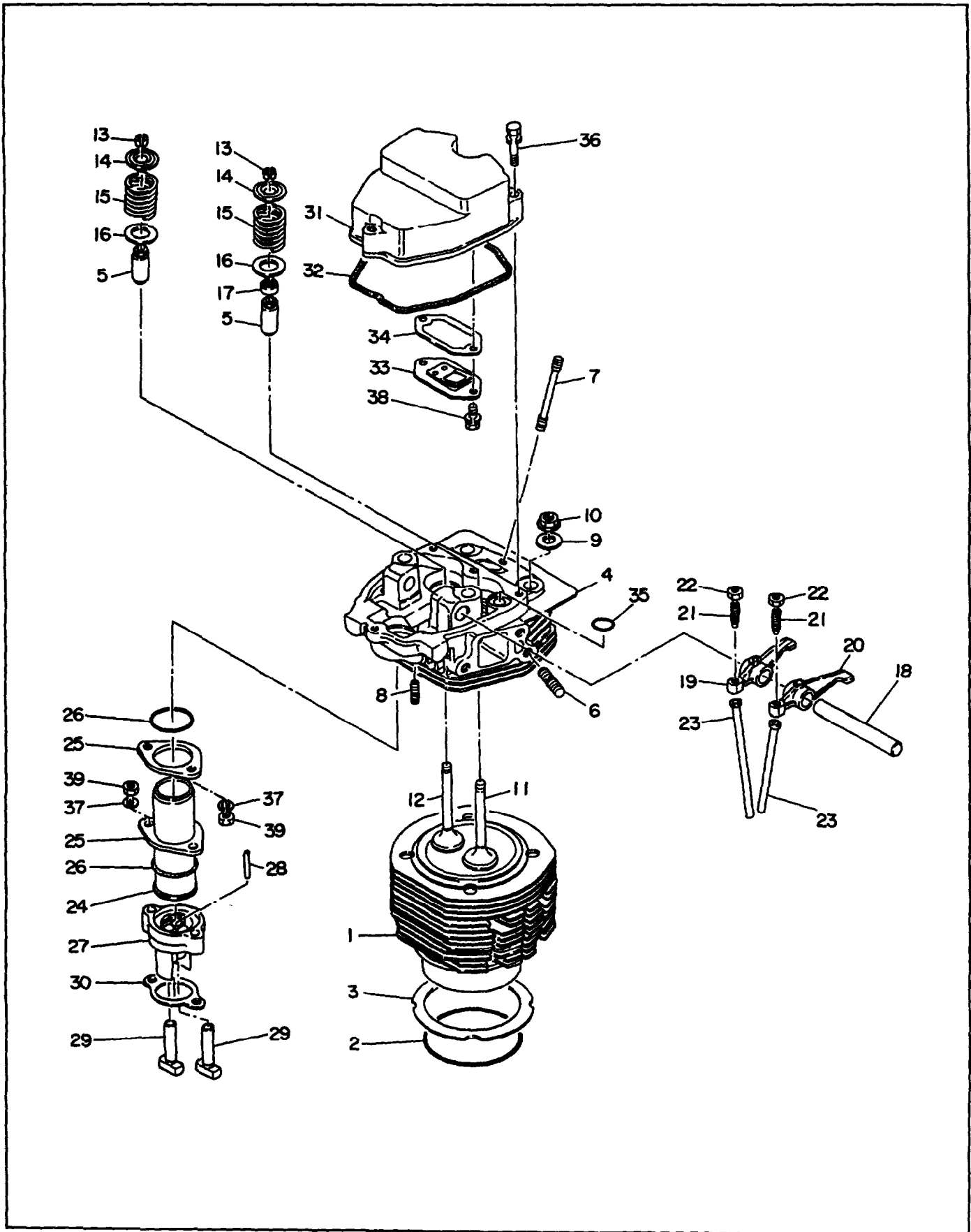


FIG. 6 CYLINDER and CYLINDER HEAD

Ref. No.	Parts Number	Description	Interchangeability	
			Q'ty	Execution
1	228-12401-12	CYLINDER UNIT	1	
2	228-15011-03	"O" RING, cylinder	1	
3	228-15012-13	SPACER, cylinder (t=0. 1)	1	
3	228-15013-13	SPACER, cylinder (t=0. 2)	1	
* 4	228-13110-01	CYLINDER HEAD, compl. Includes items 5 thru 8	1	
5	228-14202-03	VALVE GUIDE	2	
6	001-37082-01	STUD	6	
7	010-50601-50	STUD	2	
8	001-31062-51	STUD	2	
9	020-01000-81	WASHER	4	
10	018-01000-11	FLANGE NUT	4	
11	228-33401-13	INTAKE VALVE	1	
12	228-33501-03	EXHAUST VALVE	1	
13	228-33801-03	RETAINER LOCK	4	
14	228-33701-03	SPRING RETAINER	2	
15	228-33601-03	VALVE SPRING	2	
16	020-01500-30	WASHER	2	
17	228-35003-03	VALVE STEM SEAL	1	
18	228-35004-03	ROCKER SHAFT	1	
*19	228-36201-01	EXHAUST ROCKER ARM, compl. Includes items 21 and 22	1	
*20	228-36401-01	INTAKE ROCKER ARM, compl. Includes items 21 and 22	1	
21	014-90600-80	ADJUSTING SCREW	2	
22	017-00600-80	NUT	2	
23	228-35005-03	PUSH ROD	2	
24	228-35601-01	PUSH ROD SLEEVE	1	
25	228-35801-01	PLATE, push rod	2	
26	024-03200-20	"O" RING	2	
27	228-35701-13	TAPPET GUIDE	1	
28	005-19032-82	SPRING PIN	1	
29	228-33301-03	TAPPET	2	
30	228-35013-03	GASKET, tappet guide	1	
31	228-17001-03	ROCKER COVER	1	
32	228-15010-03	GASKET, rocker cover	1	
33	228-15301-01	BREATHER PLATE, compl.	1	
34	228-15009-03	GASKET, breather (t=2)	1	
35	024-01300-10	"O" RING	1	
36	001-13064-00	BOLT and WASHER ASS' Y	3	
37	003-20060-00	SPRING WASHER	4	

When ordering parts : Always give the Model, Specification and Serial Number of Generator.

FIG. 6 CYLINDER and CYLINDER HEAD

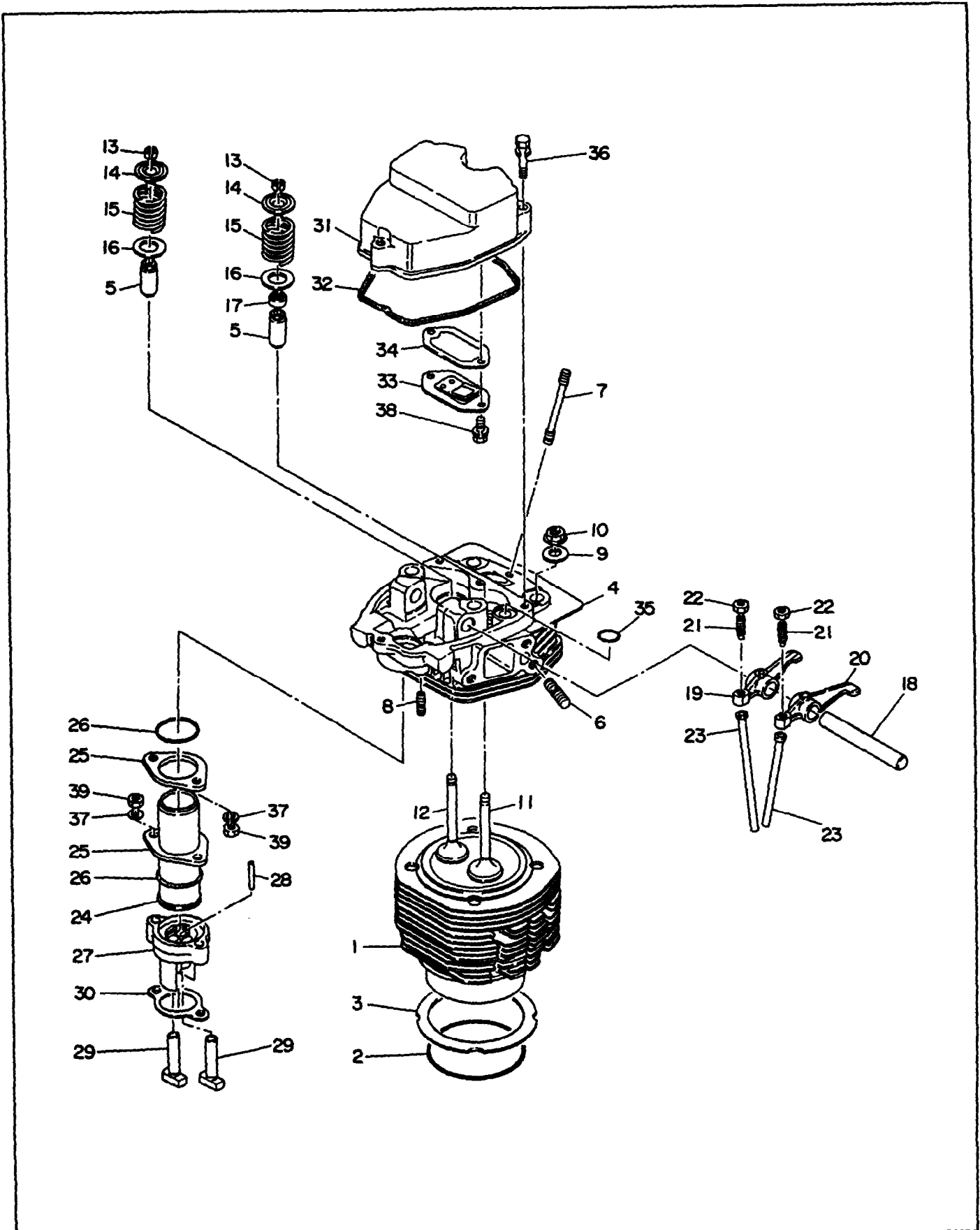


FIG. 6 CYLINDER and CYLINDER HEAD

Interchangeability

Ref. No.	Parts Number	Description	Q'ty	Execution
38	980-05060-10	BOLT and WASHER ASS'Y	2	
39	002-18060-00	NUT	4	

When ordering parts ; Always give the Model, Specification and Serial Number of Generator.

FIG. 7 CRANKSHAFT and PISTON

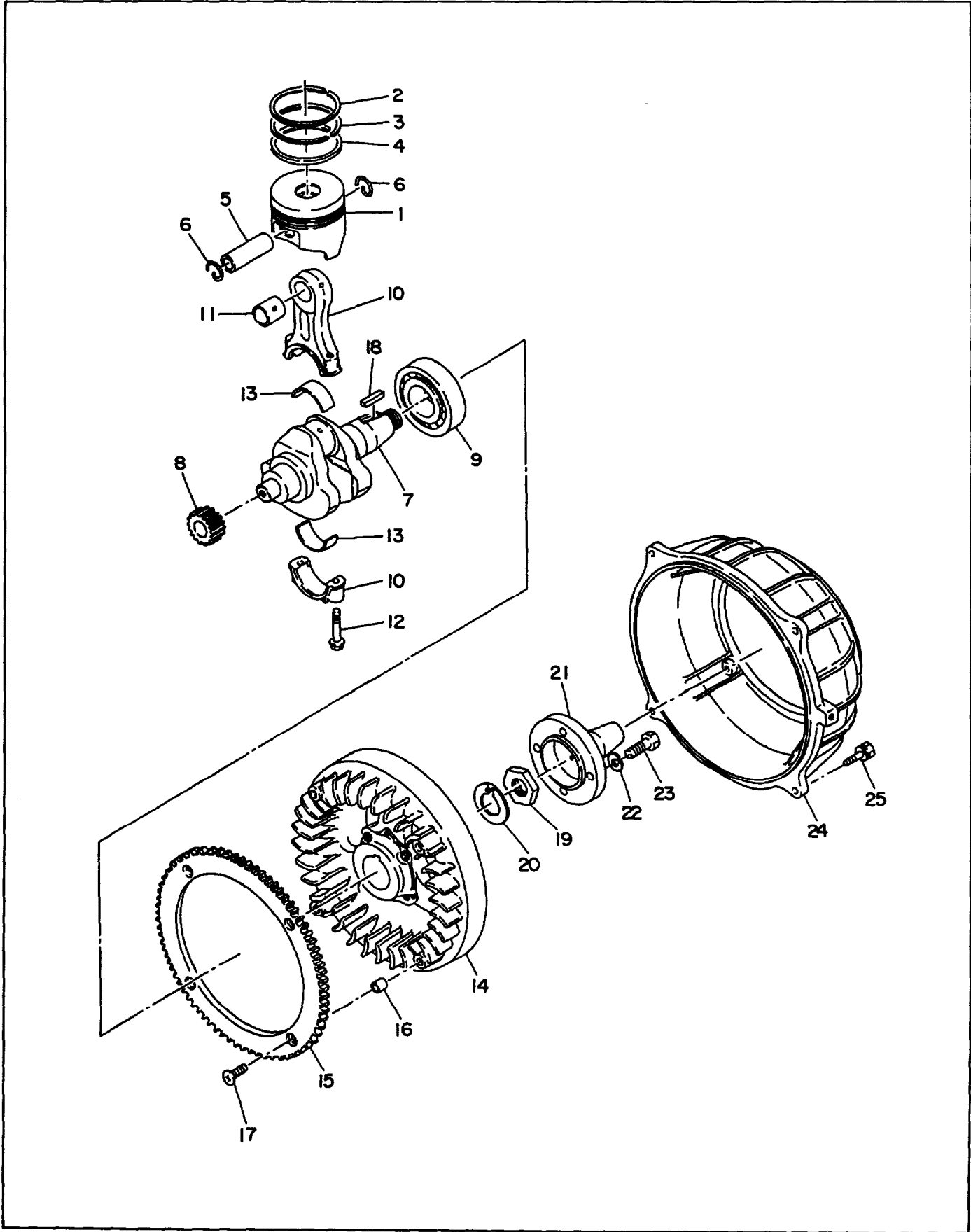


FIG. 7 CRANKSHAFT and PISTON

			Interchangeability	
Ref. No.	Parts Number	Description	Q'ty	Execution
1	228-23401-23	PISTON, S. T. D	1	
1	228-23402-23	PISTON, over size 0. 25mm	1	
1	228-23403-23	PISTON, over size 0. 5mm	1	
*	228-23501-07	PISTON RING SET, S. T. D Includes items 2 thru 4	1	
*	228-23502-07	PISTON RING SET, over size 0.25 mm Includes items 2 thru 4	1	
*	228-23503-07	PISTON RING SET, over size 0.5 mm Includes items 2 thru 4	1	
5	228-23301-03	PISTON PIN	1	
6	056-52100-10	CLIP	2	
*7	228-20101-11	CRANKSHAFT, compl. Includes items 8 and 9	1	
9	060-04000-30	BALL BEARING	1	
*10	228-22501-00	CONNECTING ROD ASS' Y Includes items 11 and 12	1	
12	228-23001-03	CONNECTING ROD BOLT	2	
13	228-22801-13	LARGE END BEARING, S. T. D	2	
13	228-22802-13	LARGE END BEARING, under size 0.25 mm	2	
13	228-22803-13	LARGE END BEARING, under size 0.5 mm	2	
14	228-22420-03	FLYWHEEL For Recoil starter type	1	
*14	228-22421-01	FLYWHEEL, compl. For Electric starter type Includes items 15 thru 17	1	
15	228-71001-03	RING GEAR For Electric starter type	1	
16	228-25003-03	PIPE KNOCK For Electric starter type	4	
17	004-11082-50	SCREW For Electric starter type	4	
18	005-30072-01	KEY	1	
19	017-32600-10	LOCK NUT	1	
20	020-52600-12	LOCK WASHER	1	
21	228-24402-13	DRIVING SHAFT	1	
22	003-20100-00	SPRING WASHER	4	
23	001-67103-00	BOLT	4	
24	228-17821-03	ADAPTER, generator	1	
25	001-13082-50	BOLT and WASHER ASS' Y	4	

When ordering parts : Always give the Model, Specification and Serial Number of Generator.

FIG. 8 CAMSHAFT and GOVERNOR

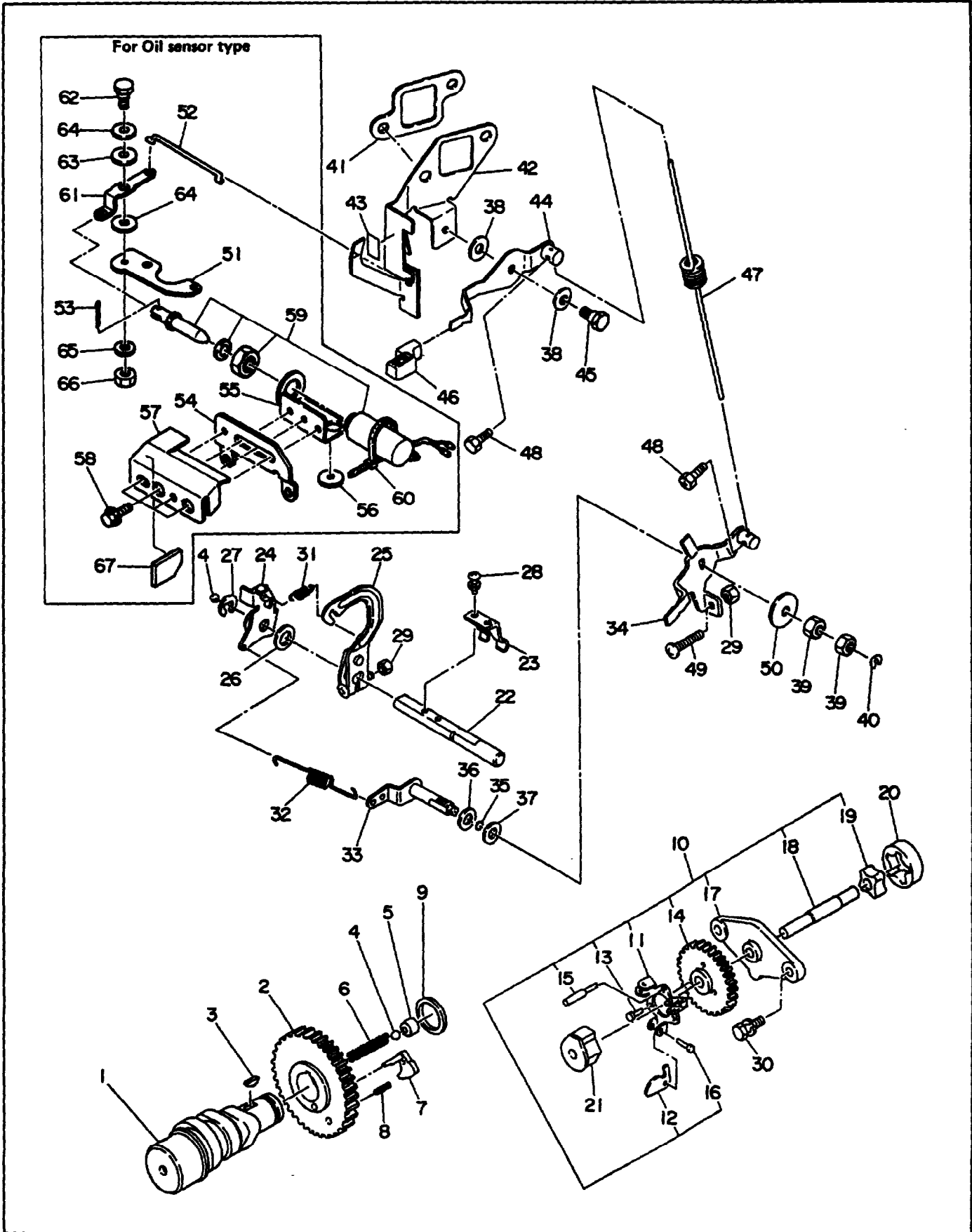


FIG. 8 CAMSHAFT and GOVERNOR

Interchangeability

Ref. No.	Parts Number	Description	Q'ty	Execution
* 1	228-31604-00	CAMSHAFT ASS' Y Includes items 2, 3 and 4 thru 6	1	
* 1	228-31604-01	CAMSHAFT, compl. Includes items 4 thru 6	1	
* 2	228-33222-01	CAMSHAFT GEAR, compl. Includes item 8	1	
3	005-32042-01	WOODRUFF KEY	1	
4	045-00600-10	STEEL BALL	2	
7	228-35561-03	RELEASE LEVER	1	
9	023-02000-20	SPACER (t=0. 8)	1	
9	023-02000-30	SPACER (t=1. 0)	1	
9	023-02000-40	SPACER (t=1. 2)	1	
*10	228-41701-30	GOVERNOR PLATE ASS' Y Includes items 11 thru 19	1	
20	228-63902-03	OIL PUMP, outer	1	
21	228-41910-01	GOVERNOR SLEEVE	1	
22	228-42201-03	GOVERNOR SHAFT	1	
23	228-42101-23	GOVERNOR YOKE	1	
24	228-42301-03	GOVERNOR LEVER 1	1	
25	228-42310-02	GOVERNOR LEVER 2 UNIT	1	
26	003-10100-00	WASHER	1	
27	003-13080-00	CLIP	1	
28	004-35051-20	SCREW and WASHER ASS' Y	2	
29	002-18060-00	NUT	2	
30	001-13062-00	BOLT and WASHER ASS' Y	2	
31	228-45001-33	START SPRING	1	
32	228-42501-23	GOVERNOR SPRING	1	
33	228-42901-01	CONTROL LINK, compl.	1	
34	228-43311-11	SPEED CONTROL 1, compl.	1	
35	006-26100-50	"O" RING	1	
36	023-00800-10	SPACER	1	
37	021-70800-10	FRICITION WASHER	1	
38	003-10080-00	WASHER	2	
39	002-28080-00	NUT	2	
40	056-50400-10	CLIP	1	
41	228-35006-03	GASKET, muffler	1	
42	228-40151-01	CONTROL PANEL, compl.	1	
43	228-92109-03	LABEL, operation	1	
43	228-92111-03	LABEL, operation For FRANCE	1	
44	228-43361-01	SPEED CONTROL 2, compl.	1	
45	228-45301-01	LINK PIVOT	1	
46	227-43601-03	KNOB	1	
47	228-45005-01	CONTROL SPRING	1	

When ordering parts : Always give the Model, Specification and Serial Number of Generator.

FIG. 8 CAMSHAFT and GOVERNOR

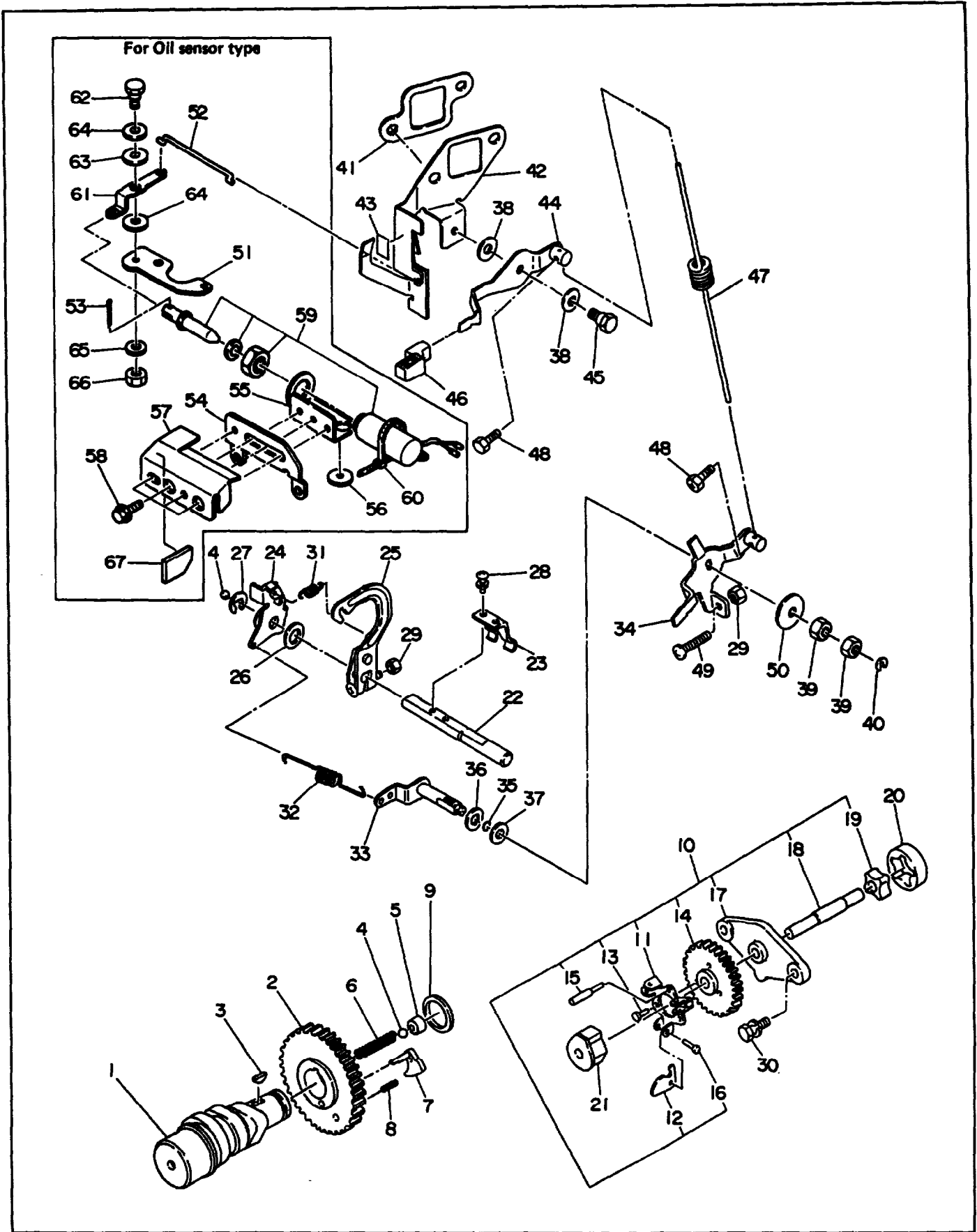


FIG. 8 CAMSHAFT and GOVERNOR

Ref. No.	Parts Number	Description	Interchangeability	
			Q'ty	Execution
48	011-50500-10	BOLT	2	
49	004-31063-50	SCREW	1	
50	020-00800-90	WASHER	1	
51	228-45021-01	BRACKET, pivot	1	For Oil sensor type
52	228-45020-01	ROD	1	For Oil sensor type
53	005-10301-50	COTTER PIN	1	For Oil sensor type
54	228-75901-11	BRACKET BASE	1	For Oil sensor type
55	228-75801-11	BRACKET, solenoid	1	For Oil sensor type
56	024-10300-10	GROMMET	1	For Oil sensor type
*57	228-75701-00	SOLENOID COVER ASS' Y For Oil sensor type Includes item 67	1	
58	011-00600-60	FLANGE BOLT	4	For Oil sensor type
59	228-75004-10	SOLENOID ASS' Y	1	For Oil sensor type
60	056-30000-10	WIRE BAND	1	For Oil sensor type
61	228-46110-11	LINK, compl.	1	For Oil sensor type
62	228-45301-01	LINK PIVOT	1	For Oil sensor type
63	021-70800-10	FRICTION WASHER	1	For Oil sensor type
64	111-45501-03	NYLON BUSH	2	For Oil sensor type
65	003-10080-00	WASHER	1	For Oil sensor type
66	002-18060-00	NUT	1	For Oil sensor type
67	228-75005-03	SPONGE	1	For Oil sensor type

When ordering parts ; Always give the Model, Specification and Serial Number of Generator.

FIG. 9 FUEL INJECTION PUMP and NOZZLE

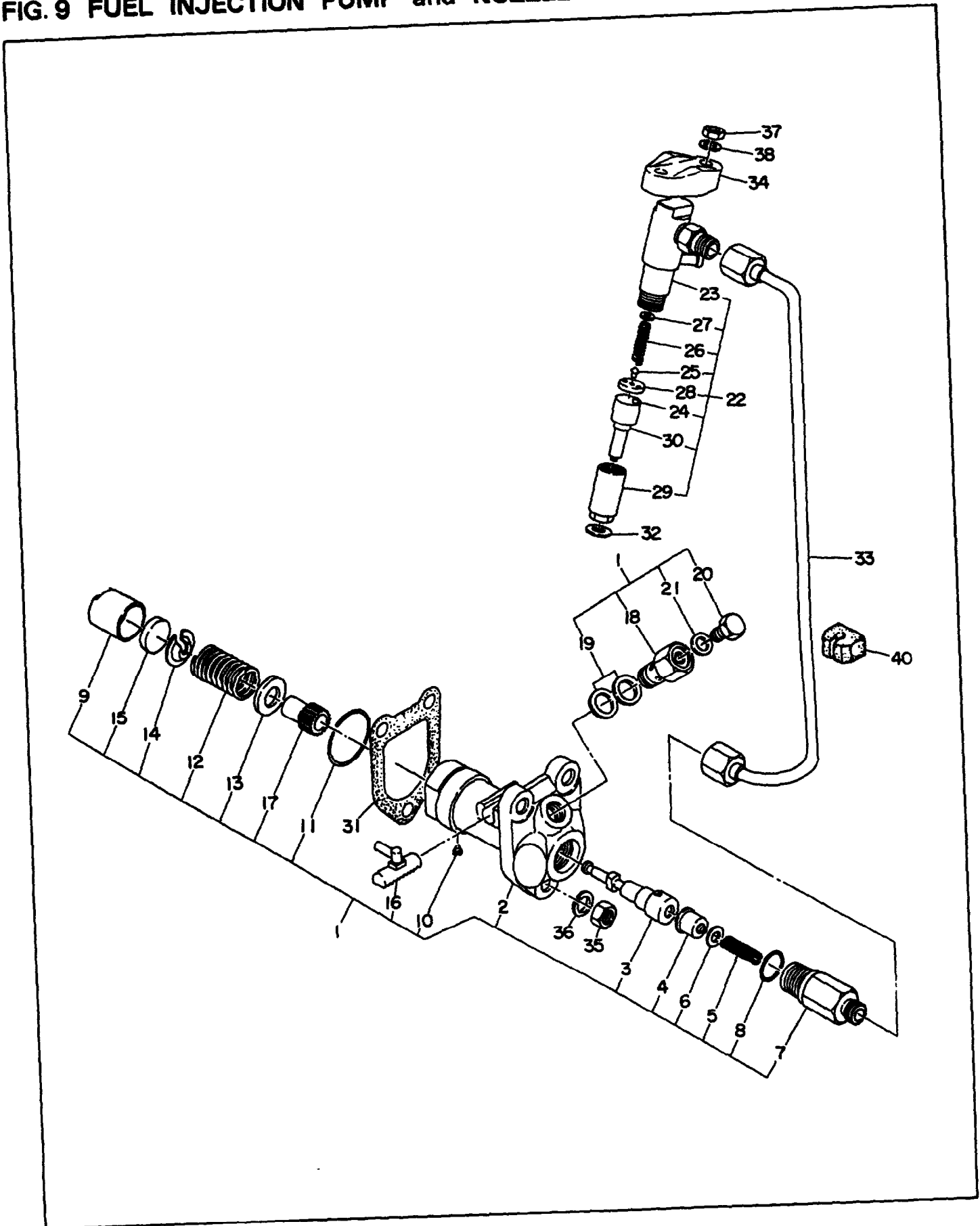


FIG. 9 FUEL INJECTION PUMP and NOZZLE

Ref. No.	Parts Number	Description	Q'ty	Interchangeability	
				Execution	
* 1	228-63101-00	INJECTION PUMP ASS' Y Includes items 2 thru 21	1		
3	228-63102-08	PLUNGER ASS' Y	1		
4	228-63103-08	DELIVERY VALVE	1		
5	222-63104-08	SPRING, delivery valve	1		
6	222-63105-08	GASKET	1		
8	228-63105-08	"O" RING	1		
18	228-63112-08	EYE BOLT	1		
19	222-63116-08	GASKET	2		
20	228-63113-08	BOLT	1		
21	211-63212-08	GASKET	1		
*22	228-63201-10	NOZZLE ASS' Y Includes items 23 thru 30	1		
30	228-63211-08	NOZZLE	1		
31	228-65017-03	GASKET, pump (t=0. 1)	1		
31	228-65022-03	GASKET, pump (t=0. 2)	1		
31	228-65018-03	GASKET, pump (t=0. 3)	1		
32	228-65004-03	GASKET, nozzle	1		
33	228-63301-01	INJECTION PIPE, compl.	1		
34	228-66001-01	BRACKET, nozzle	1		
35	002-18080-00	NUT	3		
36	003-20080-00	SPRING WASHER	3		
37	002-18060-00	NUT	2		
38	003-20060-00	SPRING WASHER	2		
40	222-65006-03	GROMMET	1		

When ordering parts ; Always give the Model, Specification and Serial Number of Generator.

FIG. 10 FUEL FILTER

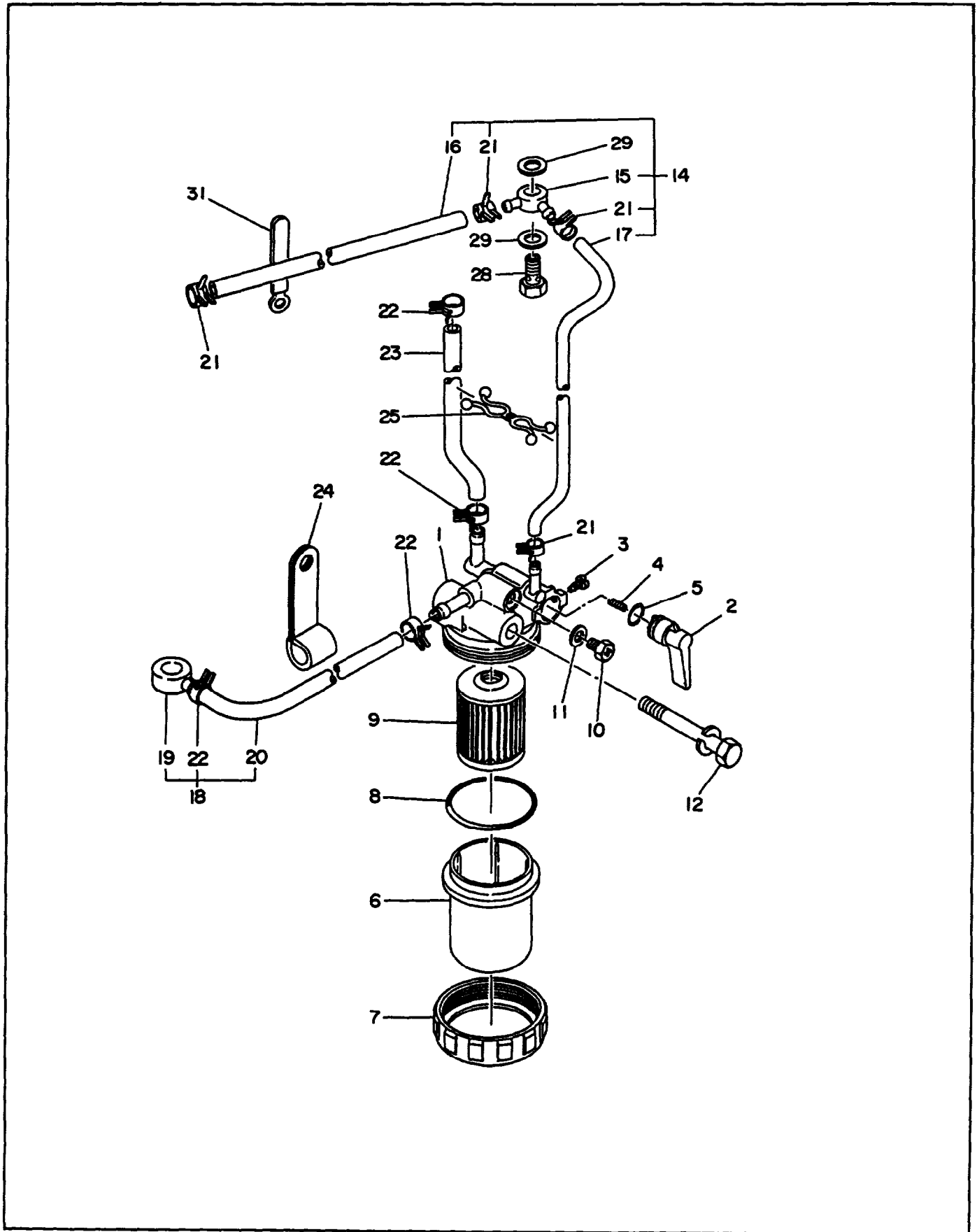


FIG. 11 AIR CLEANER, MUFFLER and CYLINDER BAFFLE

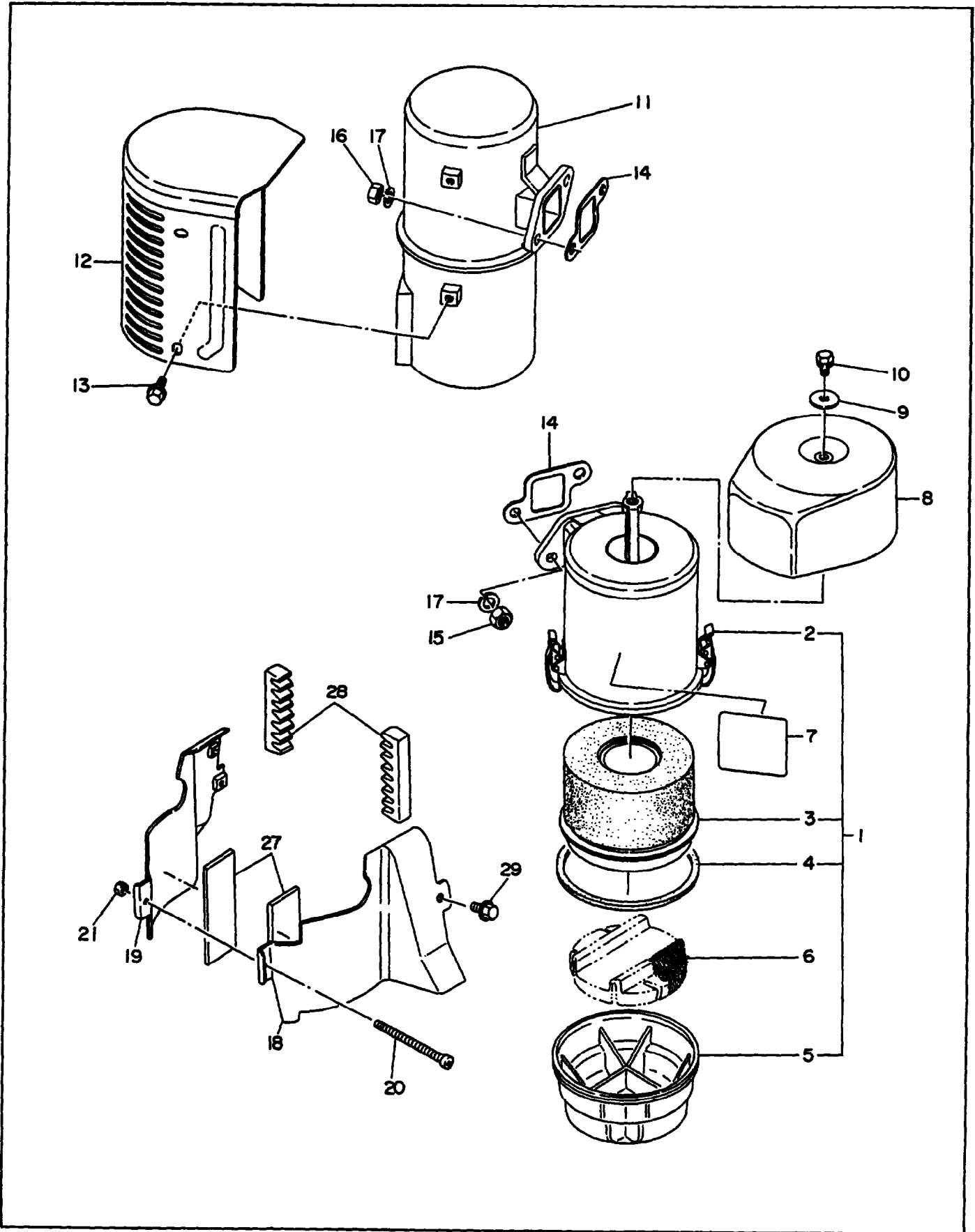


FIG. 11 AIR CLEANER, MUFFLER and CYLINDER BAFFLE

Interchangeability

Ref. No.	Parts Number	Description	Q'ty	Execution
* 1	231-32601-00	AIR CLEANER ASS' Y Includes items 2 thru 6	1	
* 3	228-32600-08	ELEMENT, compl. Includes item 4	1	
4	228-32720-08	PACKING	1	
5	228-32710-08	OIL PAN	1	
6	228-32601-18	ELEMENT	1	
7	228-92302-03	LABEL, air cleaner	1	
7	228-92303-03	LABEL, air cleaner For FRANCE	1	
8	228-35009-03	CAP, air cleaner	1	
9	020-00600-20	WASHER	1	
10	980-05060-10	BOLT and WASHER ASS' Y	1	
11	228-30106-01	MUFFLER, compl.	1	
12	228-34201-11	MUFFLER COVER, compl.	1	
13	011-00600-10	FLANGE BOLT	4	
14	228-35006-03	GASKET, muffler	2	
15	002-18080-00	NUT	2	
16	002-19080-00	NUT	2	
17	003-20080-00	SPRING WASHER	4	
18	228-52601-12	CYLINDER BAFFLE 1 UNIT	1	
19	228-52701-12	CYLINDER BAFFLE 2 UNIT	1	
20	014-00500-40	SCREW, pan head	1	
21	002-17050-00	NUT	1	
27	228-55005-03	RUBBER	2	
28	228-55004-03	FIN DAMPER	2	
29	011-00600-20	FLANGE BOLT	2	

When ordering parts : Always give the Model, Specification and Serial Number of Generator.

FIG. 12 MUFFLER (SPECIAL TYPE)

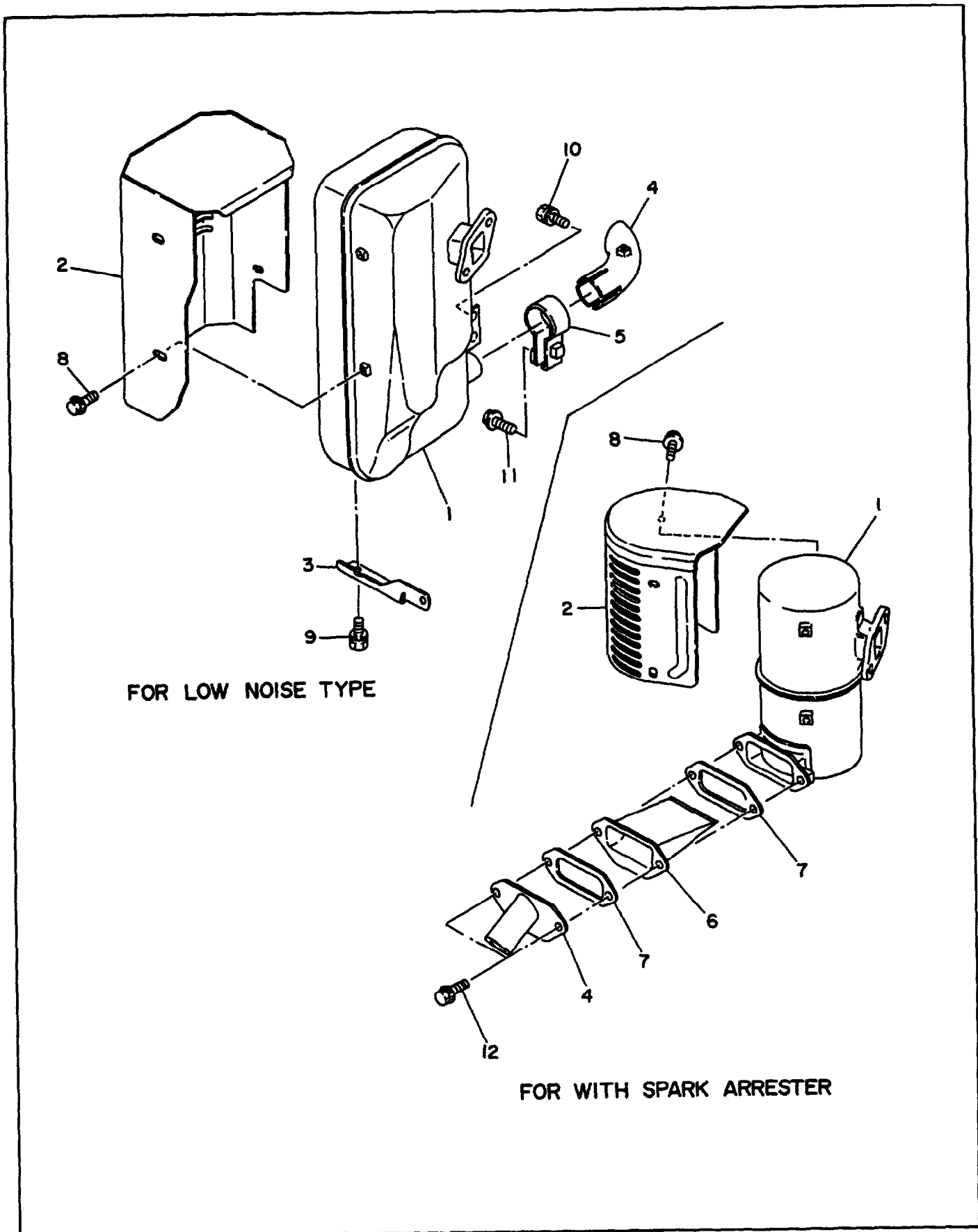


FIG. 12 MUFLER (SPECIAL TYPE)

Interchangeability

Ref. No.	Parts Number	Description	Q'ty	Execution
1	228-30502-01	MUFLER, compl. For Low noise	1	
1	228-30302-01	MUFLER, compl. For Spark arrester	1	
2	228-34260-01	MUFLER COVER, compl. For Low noise	1	
2	228-34201-11	MUFLER COVER, compl. For Spark arrester	1	
3	228-35019-01	MUFLER BRACKET For Low noise	1	
4	228-37001-01	TAIL PIPE, compl. For Low noise	1	
4	228-37010-01	TAIL PIPE, compl. For Spark arrester	1	
5	228-37201-11	BAND, compl. For Low noise	1	
6	228-37301-01	SPARK ARRESTER, compl.	1	
7	228-35017-03	GASKET, tail pipe For Spark arrester	2	
8	011-00600-10	FLANGE BOLT For Low noise	6	
8	011-00600-10	FLANGE BOLT For Spark arrester	4	
9	001-13081-60	BOLT and WASHER ASS' Y For Low noise	1	
10	001-13082-00	BOLT and WASHER ASS' Y For Low noise	1	
11	001-13062-50	BOLT and WASHER ASS' Y For Low noise	1	
12	001-13061-60	BOLT and WASHER ASS' Y For Spark arrester	2	

When ordering parts : Always give the Model, Specification and Serial Number of Generator.

FIG. 13 STARTING MOTOR

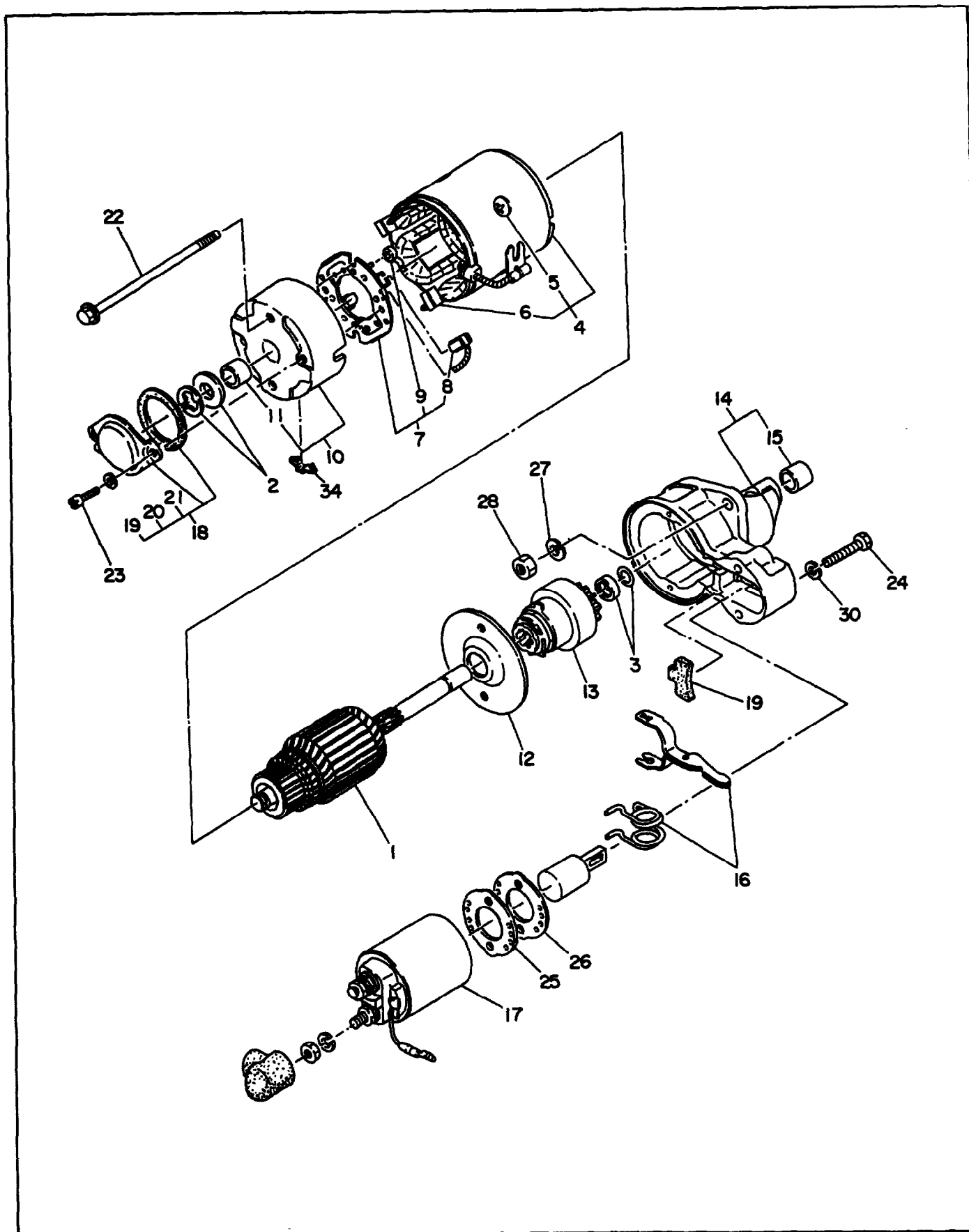


FIG. 13 STARTING MOTOR

Interchangeability

Ref. No.	Parts Number	Description	Q'ty	Execution
* 1	210-70502-10	STARTING MOTOR ASS' Y Includes items 1 thru 26, 29 and 30	1	
1	210-70532-08	ARMATURE ASS' Y	1	
2	210-70533-08	THRUST WASHER KIT	1	
3	210-70534-08	PINION STOPPER SET	1	
* 4	210-70535-08	FIELD COIL ASS' Y Includes items 5 and 6	1	
5	210-70508-08	POLE CORE SET SCREW	4	
6	210-70539-08	BRUSH (+)	2	
* 7	210-70538-08	BRUSH HOLDER ASS' Y Includes items 8 and 9	1	
8	210-70540-08	BRUSH (-)	2	
9	210-70541-08	BRUSH SPRING	4	
11	210-70542-08	REAR COVER METAL	1	
12	210-70543-08	CENTER PLATE	1	
13	210-70544-08	PINION ASS' Y	1	
*14	210-70545-08	GEAR CASE ASS' Y Includes item 15	1	
15	210-70547-08	GEAR CASE METAL	1	
16	210-70546-08	SHIFT LEVER KIT	1	
17	210-70548-08	MAGNETIC SWITCH ASS' Y	1	
*18	210-70550-18	DUST COVER KIT Includes items 19 thru 21, 25 and 26	1	
22	210-70549-08	THROUGH BOLT	2	
27	003-20080-00	SPRING WASHER	2	
28	002-18080-00	NUT	2	
34	210-70551-08	BLIND COVER	1	

When ordering parts : Always give the Model, Specification and Serial Number of Generator.

FIG. 14 ACCESSORIES

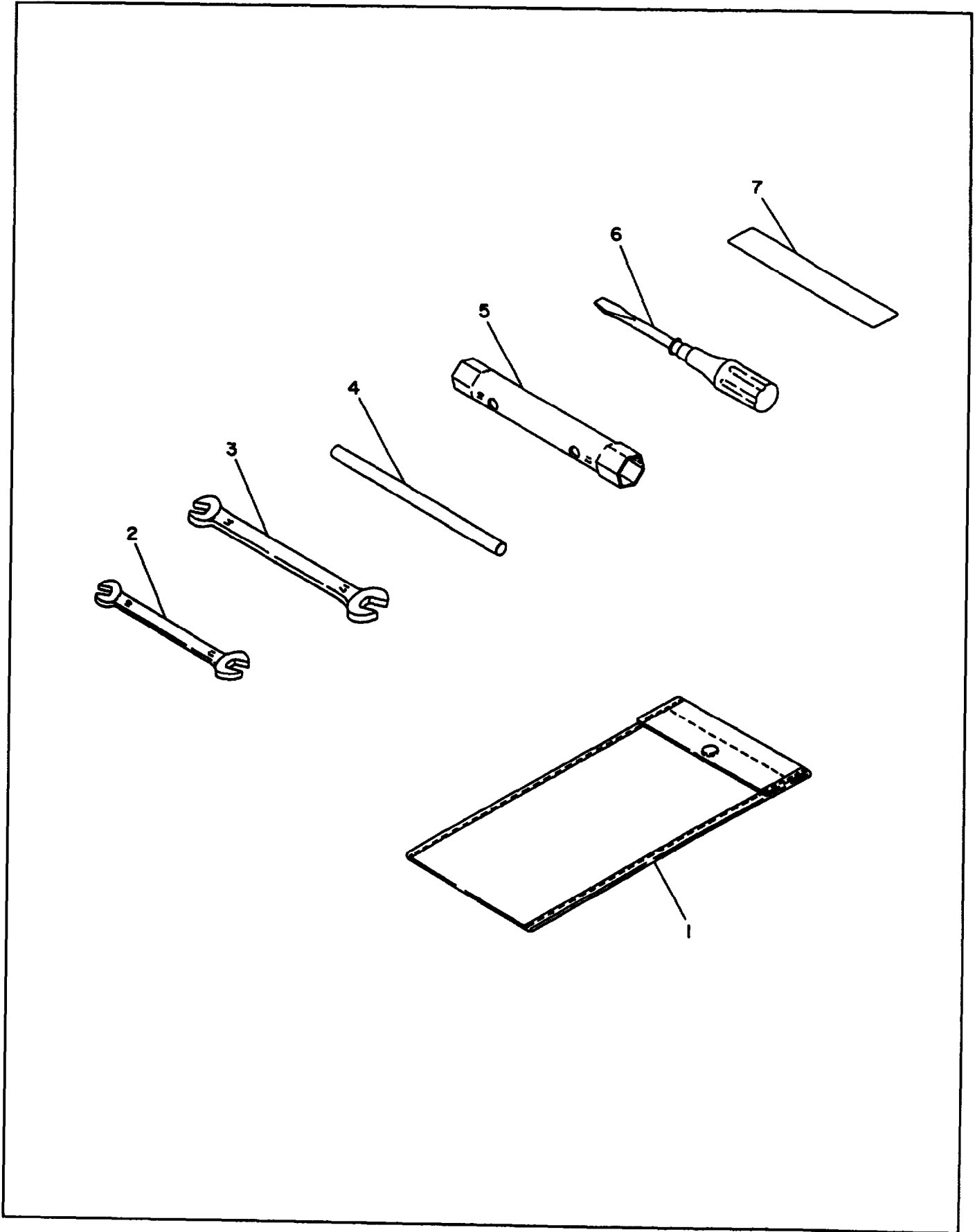


FIG. 15 WHEEL, HANDLE and HANGER

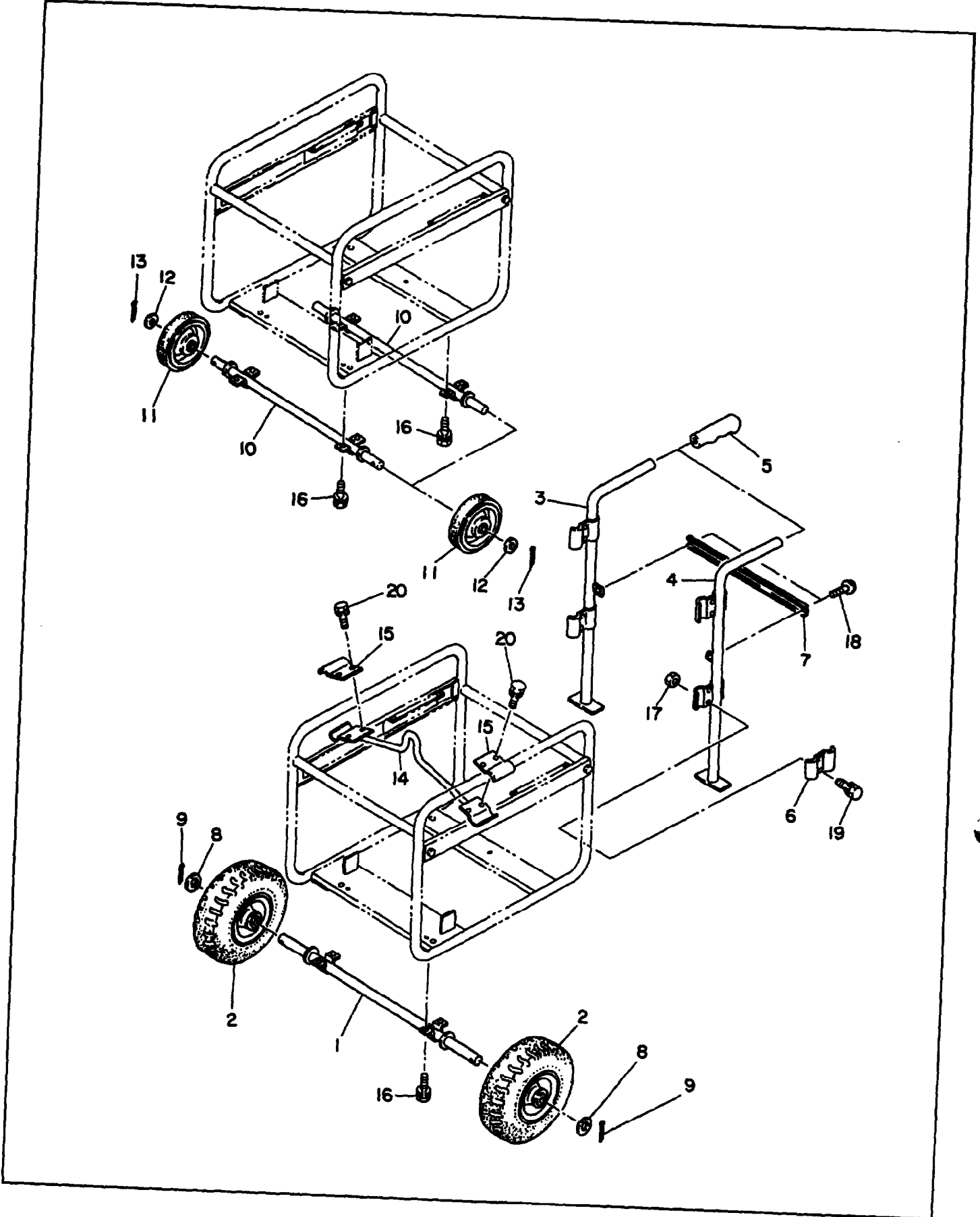


FIG. 15 WHEEL, HANDLE and HANGER

Ref. No.	Parts Number	Description	Interchangeability	
			Qty	Execution
1	385-56561-08	SHAFT, compl. (2-wheel)	1	
2	450-00009-90	LARGE WHEEL	2	
*3	385-56562-08	HANDLE 1 Includes item 5	1	
*4	385-56563-08	HANDLE 2 Includes item 5	1	
5	385-56517-08	GLIP	2	
6	389-56548-08	BRACKET, handle	4	
7	385-56564-08	HANDLE GUIDE	1	
8	385-54387-08	WASHER	2	
9	385-54388-08	COTTER PIN	2	
10	385-54457-08	SHAFT, compl. (4-wheel)	1	
11	385-54389-08	WHEEL	4	
12	385-54390-08	WASHER	4	
13	385-54391-08	COTTER PIN	4	
14	385-54394-08	HANGER KIT	1	
15	385-54395-08	BRACKET, hanger	2	
16	001-14081-60	BOLT and WASHER ASS' Y For 2-wheel	4	
16	001-14081-60	BOLT and WASHER ASS' Y For 4-wheel	8	
17	002-17080-00	NUT For 2-wheel	8	
18	011-00600-30	FLANGE BOLT For 2-wheel	2	
19	001-14082-00	BOLT and WASHER ASS' Y For 2-wheel	8	
20	001-14082-00	BOLT and WASHER ASS' Y For HANGER	4	

When ordering parts ; Always give the Model, Specification and Serial Number of Generator.





FUJI HEAVY INDUSTRIES LTD.

INDUSTRIAL PRODUCTS DIV.

Subaru Bldg.

1-7-2, Nishi-Shinjuku, Shinjuku-ku, Tokyo 160, Japan

PHONE ; (Tokyo 3) 3347-2420

FACSIMILE ; (Tokyo 3) 3347-2418

PRINTED IN JAPAN
JUNE 1988

Free Manuals Download Website

<http://myh66.com>

<http://usermanuals.us>

<http://www.somanuals.com>

<http://www.4manuals.cc>

<http://www.manual-lib.com>

<http://www.404manual.com>

<http://www.luxmanual.com>

<http://aubethermostatmanual.com>

Golf course search by state

<http://golfingnear.com>

Email search by domain

<http://emailbydomain.com>

Auto manuals search

<http://auto.somanuals.com>

TV manuals search

<http://tv.somanuals.com>