

# QUICKFIT DELUXE SLING

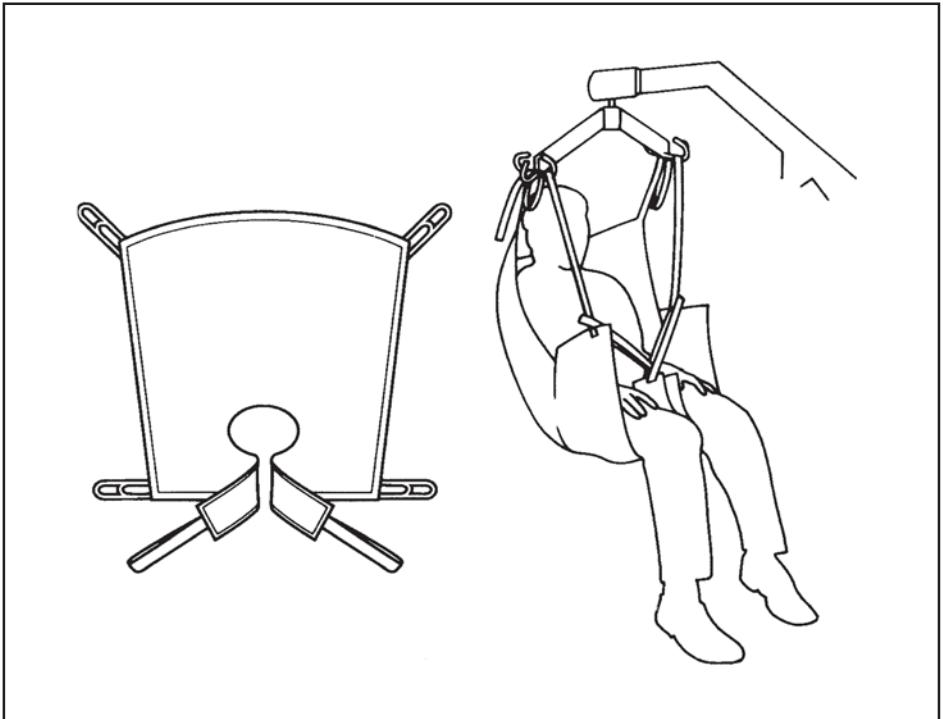


FITTING INSTRUCTIONS  
TECHNICAL SPECIFICATIONS  
WASHING INSTRUCTIONS



## USER GUIDE FOR THE QUICKFIT DELUXE SLING

The Quickfit Deluxe Sling is a development of the Quickfit design to suit 95% of clients. It provides a more comfortable and more supportive lift without the need for side suspenders. It is available with padding and padding plus head support and it is available in five sizes - extra large, large, medium, small and paediatric.

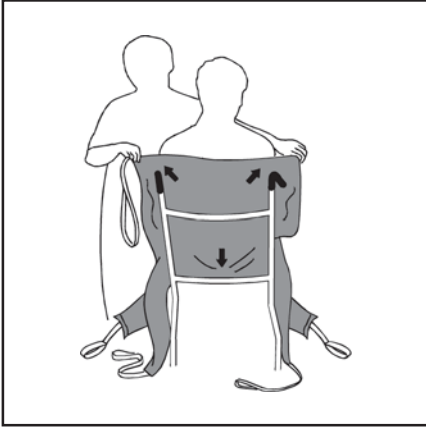


ADDITIONAL SLINGS ARE AVAILABLE TO SUIT INDIVIDUAL NEEDS.  
YOU ARE ADVISED THAT YOU SHOULD ALWAYS SEEK THE ADVICE OF AN  
AUTHORISED DEALER BEFORE PURCHASING.

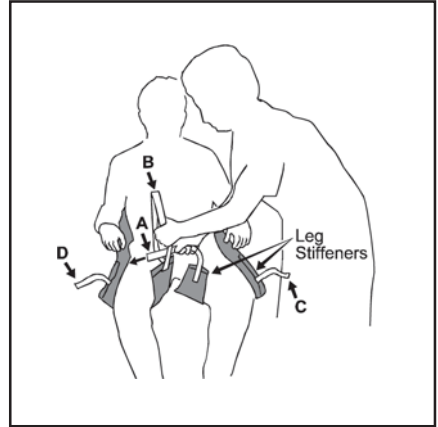
WE WILL BE PLEASED TO ADVISE YOU AS TO YOUR NEAREST AUTHORISED DEALER.



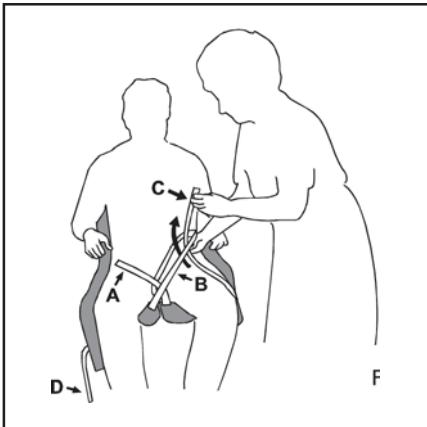
## HOW TO FIT FROM SEATED POSITION



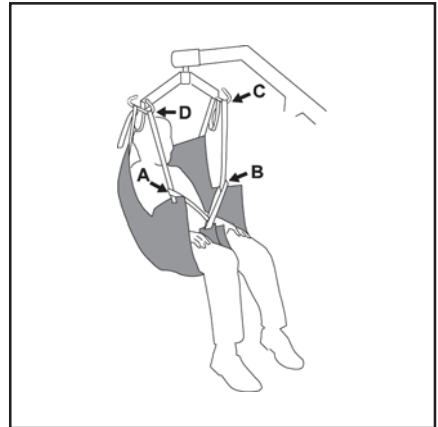
Make sure the hand grips and seams are on the outside of the sling. Feed the sling down the back of the patient, leaving the commode aperture at the base of the spine. Check the sling is square across the shoulders.



Bring the longest leg piece stiffener forward so that it is parallel with the long bone of the thigh. Ensuring that the leg piece is not twisted, take the shortest leg piece stiffener under and up between the legs. Repeat this procedure for the other leg. Cross strap A through strap B.

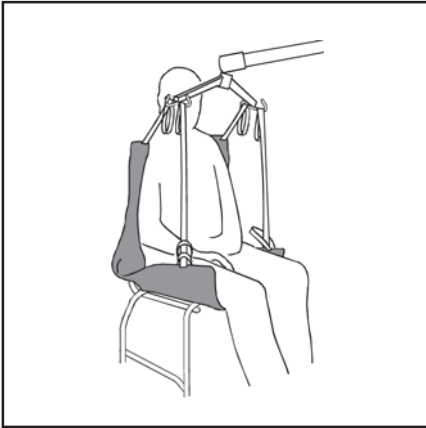


Pass strap C up through strap B then repeat for other leg using strap D through strap A.

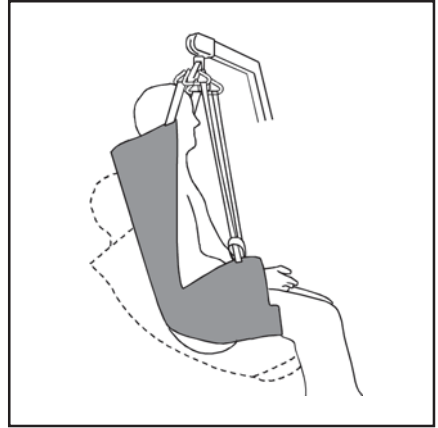


Check the sling is smooth under the patient and the position is comfortable. Move the hoist into position and attach the leg straps to the spreader bar using the coloured loops. This maintains the patient in an upright sitting position. The lift may move towards the patient as you do this. When reseatting the patient the hand grips may be used to ensure a good posture.

## ALTERNATIVE SEATED POSITION

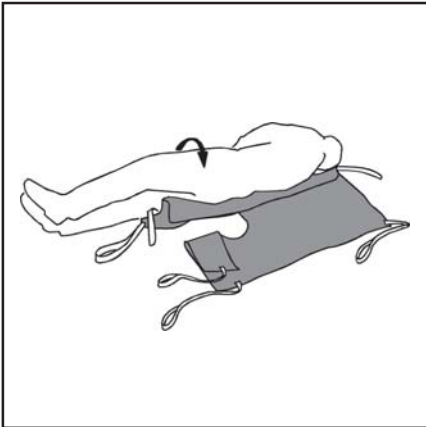


For closed leg positions, straps may be crossed under both legs and attached as shown. Ensure leg straps C and D are passed through straps A and B and attached to the spreader bar. This can provide additional comfort and can be used for some amputees.

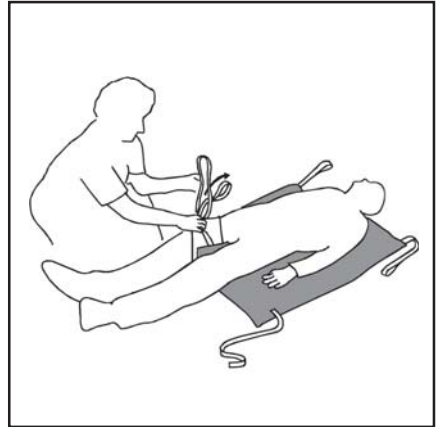


The longer you attach the shoulder straps, the more reclined the client will be.

## RECUMBENT POSITION



Draw sheet roll the client onto the sling, ensuring that the commode aperture is at the base of the spine.



Cross leg strap A and B under and between the legs and feed A through B. Feed C and D through the long loops on A and B. Then proceed to attach the sling to the spreader bar in the same way as the sitting position.

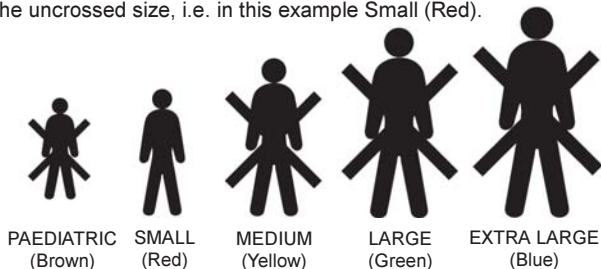
Sunrise Medical recommend slings are checked regularly and before use for fraying or damage.

## QUICKFIT DELUXE SLING TECHNICAL SPECIFICATIONS

STANDARD	POLYESTER BS 5827
CERTIFICATE OF CONFORMITY	QUAD 151 ISSUE 1
SAFE WORKING LOAD	460lbs / 210kg

## SIZING

Each sling is marked with the following colour coded symbols, four of which will be crossed. Your sling is the uncrossed size, i.e. in this example Small (Red).



## WASHING INSTRUCTIONS

Each sling is marked with the following washing instructions:

**DO NOT WASH WITH BLEACH**

Bleach will damage material. Slings can suffer damage during washing and drying. Check sling before each use. Bleached, torn, cut, frayed or broken slings are unsafe and could result in serious injury or death to patient. Destroy and discard worn slings. Do not alter slings. Machine wash warm. Cool tumble dry, air dry or dry at very low temperature.



ORDER CODE		US UK		Quickfit Deluxe (Polyester)	Quickfit Deluxe Padded (Polyester)	Quickfit Deluxe Padded Head Support (Polyester)
		PAEDIATRIC (BROWN)	NA	SL	1048	Not available
	SMALL (RED)	NA	SL	1050	1050P	1060P
	MEDIUM (YELLOW)	NA	SL	1053	1053P	1063P
	LARGE (GREEN)	NA	SL	1056	1056P	1066P
	EXTRA LARGE (BLUE)	NA	SL	1058	Not available	Not available



Sunrise Medical Inc.  
7477 East Dry Creek Parkway  
Longmont CO 80503. USA  
Tel: (303) 218 4600  
(800) 333 4000  
www.sunrisemedical.com



Sunrise Medical Limited  
High Street Wollaston  
West Midlands DY8 4PS England  
Tel: 01384 44 66 88  
Fax: 01384 44 66 99  
www.sunrisemedical.com

Part no. 374-90010  
Rev A

## Free Manuals Download Website

<http://myh66.com>

<http://usermanuals.us>

<http://www.somanuals.com>

<http://www.4manuals.cc>

<http://www.manual-lib.com>

<http://www.404manual.com>

<http://www.luxmanual.com>

<http://aubethermostatmanual.com>

Golf course search by state

<http://golfingnear.com>

Email search by domain

<http://emailbydomain.com>

Auto manuals search

<http://auto.somanuals.com>

TV manuals search

<http://tv.somanuals.com>