

PRODUCT OVERVIEW

TASCAM's CD-450 is an advanced CD player optimized for studio and live applications. The combination of searching for track and index IDs, a call function for auditioning start points, and the incremental play function combine to help you find the right cue quickly, and prevent the next track from playing at the wrong time. Pitch control helps keep the pace of the sound appropriate for the production. Plus, the digital output is handy for use with DAWs, digital mixers, or simply rearranging tunes to a digital recorder.

- 2-U Rack Mountable CD Player
- Searches Track and Index IDs
- Incremental Play Mode Pauses at Each Track ID
- Call Function For Auditioning Start Points
- ±12% Pitch Control with Clear On/Off Switch
- Fader Start (Broadcast Standard Protocol)
- 10 Key Number Pad for Fast Track Access
- Auto Cue Function Locates Track's "First Audio"
- Unbalanced RCA Analog Output
- Digital SPDIF Output
- Optional LA-450 offers XLR Balanced Output
- Optional RC-450 Wired Remote



APPLICATIONS

The CD-450 CD player is designed to fit a number of live and studio applications. It is durable enough to survive the daily grind of broadcast situations, and full featured enough to serve in both live and studio applications.

Live Theater - Dance Studio

In live situations, the audio engineer typically has a lot going on at the same time. The CD-450 actually helps by automatically performing routine tasks. The Auto Ready function will automatically put the player in pause at the start of the next track. (No audio run-over to the wrong track.) If you are pulling custom cues, the Call function also helps you check your cue before playing it for the audience. Pitch Control is very useful for extending slightly short cues, or for helping dancers turn a dragging tempo into a good groove.

Recording Studio - Post Production

The CD-450 has standard SPDIF digital output, so it is ideal for transferring audio from CDs into DAWs or digital recorders. Often times, sound effect CDs will have numerous versions of a particular sound effect on a single track ID that is separated by index IDs. (ie Telephone rings could all be on track 37, with rings recorded from an old fashioned bell phone, digital phone, cell phone, office phone, fax machine, etc. each on their own index ID.) Locating the effect by index greatly speeds up Foley work. Plus, with quick play response, the CD-450 often can be used to drop the sound effect in directly.

Radio - Live Broadcast

In radio work, you want the music to start as soon as you hit play on your broadcast audio console. The CD-450 response to broadcast standard fader start messages, and can position itself right on the starting edge of the music. (Most CDs have approximately a quarter to a half second gap from the start ID to the audio start. Cue to music starts you at the audio, not at the track ID.) As with live theater work, Auto Ready is also handy to automatically stop the machine when the track is done.

SPECIFICATIONS

Performance Specifications:

Audio Channels:	2 channel stereo
Quantization:	16 bit linear
Sampling Frequency:	44.1kHz
Analog Output Level:	Unbalanced RCA
Nominal Output Level:	-10dBv, 10kOhms
Maximum Output Level:	+6dBv, 2Vrms
Digital Output:	SPDIF Coaxial

Optional LA-450 Balancing Kit

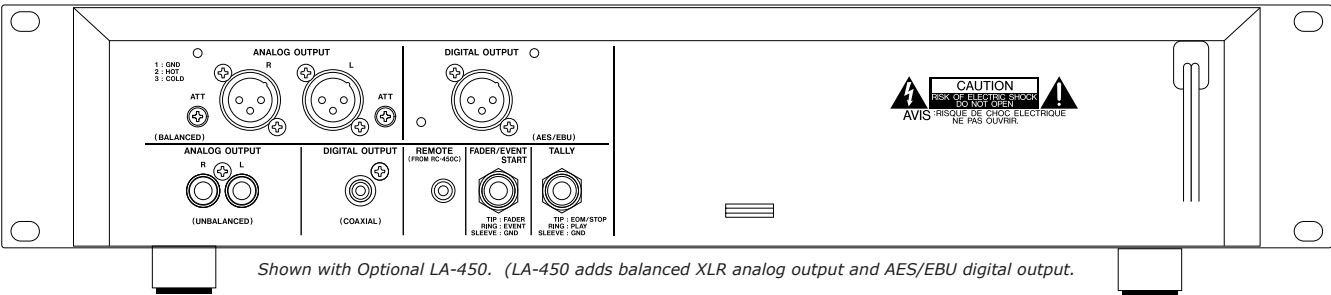
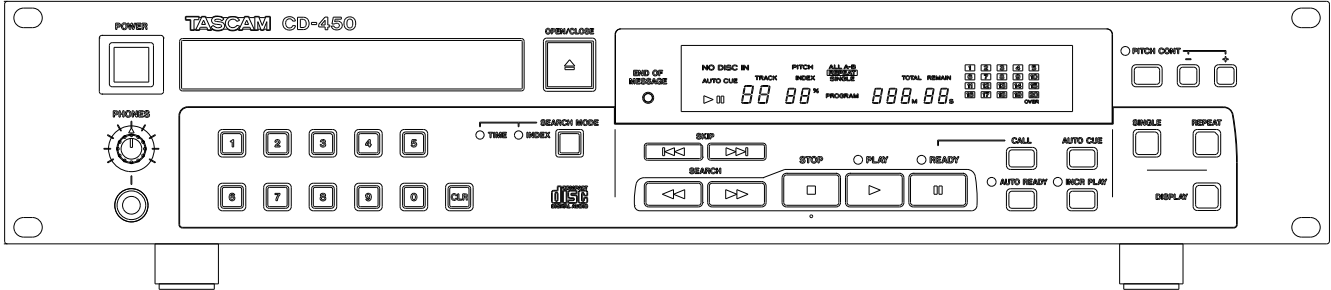
Analog Output:	Balanced XLR
Nominal Output Level:	+4dBu, 10kOhms
Maximum Output Level:	+20dBu
Digital Output:	AES/EBU (XLR)

General Specifications:

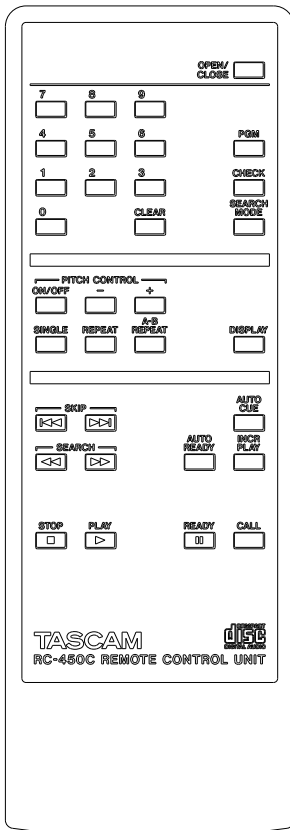
Optional Equipment:	LA-450 Balancing Kit RC-450C Wired Remote RC-30P (Can be used for Footswitch Control of Event Start Function)
Power Requirements:	120VAC, 60Hz (US/Canada) 230VAC, 50Hz (Europe) 240VAC, 50Hz (Australia)
Power Consumption:	16W
Dimensions:	482 x 104.5 x 310 mm 19" x 4.1" x 12.2"
Weight:	5.1Kg, 11.2 lbs

The CD-450 is available at:

FRONT & BACK PANELS

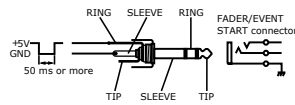
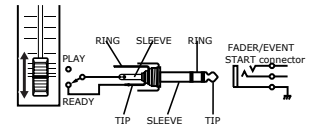


OPTIONAL REMOTE



FADER START & EVENT START

FADER START is a latched function. Playback begins when the sleeve and tip of the TRS plug are connected, and will stop when the connection is released.



EVENT START is a command function. Playback will begin when the ring and sleeve are connected for 50 milliseconds or longer.

ARCHITECT'S SPECIFICATIONS

The CD player shall be a single disc player with a powered loading tray. It shall be able to mount in a standard 19" rack mount, occupying two rack spaces in height. Dimensions shall be 19" x 4.1" x 11.9" (W x H x D).

Metric measurements: 482x104x304mm.

The CD player shall offer advanced cueing functions including Auto Cue, Call, Incremental Play, and Auto Ready.

Pitch control shall be provided to approximately ±12%, and adjustable from the front panel. A pitch control in/out indicator shall be present on the front panel.

Analog outputs shall be provided on unbalanced RCA connectors. Digital

outputs shall be provided on coaxial SPDIF connectors. Balanced analog XLR connectors and digital AES/EBU ports shall be provided on an optional balancing kit, specifically the LA-450.

The CD player shall be controllable with an optional TASCAM RC-450C wired remote, which shall offer access to all of the machine's major functions. A TRS connector on the back shall offer broadcast standard fader start and event start control. An additional TRS shall offer tallies for play, stop, and EOM messages.

The CD player shall be a TASCAM CD-450.

NOTE: This text is available in a standard text file on TASCAM's Sound Contractor CD-ROM.

Free Manuals Download Website

<http://myh66.com>

<http://usermanuals.us>

<http://www.somanuals.com>

<http://www.4manuals.cc>

<http://www.manual-lib.com>

<http://www.404manual.com>

<http://www.luxmanual.com>

<http://aubethermostatmanual.com>

Golf course search by state

<http://golfingnear.com>

Email search by domain

<http://emailbydomain.com>

Auto manuals search

<http://auto.somanuals.com>

TV manuals search

<http://tv.somanuals.com>