

PRODUCT OVERVIEW

The 112RmkII is the perfect deck for people needing a extended recording and playback from a reversible cassette deck, yet they still need professional reliability and performance characteristics. The 112RmkII offers true three head performance during the recording process, allowing the user to monitor from tape. The parallel I/O controls offer the facilities for controlling the deck from other control surfaces, getting tally responses back from the deck, or connecting the optional RC-112R. When you need the best reversible cassette deck around, get TASCAM's 112RmkII.



- Professional Reversible 3 Head Cassette Mechanism
- Hysteresis Tension Servo Control System
- Dolby B and C with HX Pro Headroom Extension
- $\pm 12\%$ Pitch Control with Clear On/Off Switch
- Two Locate Points and Return To Zero Functions
- Headphone Output with Level Control
- RCA Analog I/O
- Front Panel Line Inputs
- Precision VU Meters with Peak LEDs
- Auto-Input Monitor Selector
- Repeat Function
- Parallel Control Port
- Fader Start Function
- MPX Filter
- Optional RC-112R Remote Control
- Optional LA-112 Balancing Kit

APPLICATIONS

The 112RmkII is the most advanced bidirectional cassette deck on the market. The 112RmkII was built with the same attention to detail and focus on quality as the venerable 122mkIII, a commitment that is always appreciated not only when the unit is first installed, but even after logging years of steady use.

Broadcast Facilities - Live Theaters

The 112RmkII has all the interfacing necessary to make live production a breeze. Whether it's calling in a sound cue, recording longer program material, or just bringing in background music or music beds, the 112RmkII is the machine of choice. Since this cassette deck also employs separate record and reproduce heads, the 112RmkII is also an excellent mastering recorder, allowing the user to monitor from tape.

Home Studios - Project Studios

Reference mixes are often dropped onto cassette since the media is far easier to work with than CD-R, and more ubiquitous than DAT or MiniDisc. The 112RmkII's separate record and reproduce heads mean you instantly know what your mixdown sounds like on tape. No more waiting for the playback afterwards to know if you've overloaded the tape or not.

The simple pleasures of an RTZ function and two locate buttons with looping make auditioning songs or selected parts of songs a breeze. Add the optional remote or balancing kit when needed, and you've got the best reversible cassette deck available on the market.

Contracting Installations

Whether you need to create a tape loop for background tracks, or an inexpensive logging system, the 112RmkII is an excellent choice. The 112RmkII offers a cascade play/record control through the parallel control for linking multiple 112RmkIIs in hands free sequential operation.

SPECIFICATIONS

Performance Specifications:

Track System:	4 track, 2 channel stereo
Heads:	(2) Erase, rotary mechanism with (1) Record, (1) Reproduce Cassette C-60, C-90
Type of Tape:	
Tape Speed:	1 7/8 ips, 4.76 cm/sec
Pitch Control:	Approx $\pm 12\%$
Motors:	1 DC servo capstan motor 1 DC reel motor 1 DC ancillary motor
Frequency Response:	25Hz-19kHz ± 3 dB Metal 25Hz-18kHz ± 3 dB CrO2 25Hz-17kHz ± 3 dB Normal
Total Harmonic Distortion:	<1% (1kHz, 160nWb/m)
Signal to Noise Ratio:	>80dB Dolby C, 1kHz, 3% THD wtd >70dB Dolby B, 5kHz, 3% THD wtd >60dB Dolby off
Wow and Flutter:	<0.04% (W RMS) ± 0.07 peak (DIN/IEC/ANSI wtd)
Bias/Erase Frequency:	100kHz
Input RCA & 1/4":	-10dBu, 20kOhm
Line Output RCA:	-10dBu, 100 Ohm
Headphone Output:	100mW + 100mW, 8 Ohm

General Specifications:

Power Requirements:	120V AC, 60Hz (US/Canada Model) 230V AC, 50Hz (Europe Model) 240V AC, 50Hz (Australia Model)
Power Consumption:	23W
Dimensions:	482 x 132 x 356 mm 19" x 5 1/4" x 14"
Weight:	8.7Kg, 19-3/16 lbs.
Optional Accessories:	Wired Remote (RC-112R) Balancing Kit (LA-112)

ARCHITECT'S SPECIFICATIONS

The cassette player/recorder shall utilize a reversible transport mechanism. Separate record and reproduce heads shall be used allowing monitoring off tape.

Inputs and outputs shall be provided on unbalanced RCA connectors on the rear panel. The option of balanced XLR connectors shall be provided by the optional LA-112 balancing kit. An additional pair of 1/4" inputs shall be located on the front panel. Levels shall be displayed on large VU meters with peak LEDs for accurate display of levels. The input level shall be controlled by separate left and right controls on the front panel. Stereo output level shall also be provided on the front panel for convenience. Headphone output with level control shall be provided on the front panel.

Monitor selection switch shall be provided on the front panel for selection between input monitor mode and automatic monitor mode. Dolby™ B and C noise reduction shall be implemented and switched from the front panel. An MPX filter shall be switchable from the front panel.

A pitch control will provide approximately ±12% range of pitch control, with a dedicated on/off control.

The cassette deck shall have dedicated buttons to access the RTZ function (Return to Zero) and two locate points. An additional separate button shall trigger the repeat function which will loop between locate 1 and locate 2.

A digital counter shall be used to display precise tape location.

For extended cascade play or recording functions, the cassette deck shall offer sequential triggers through the parallel control allowing hands free continuous operation.

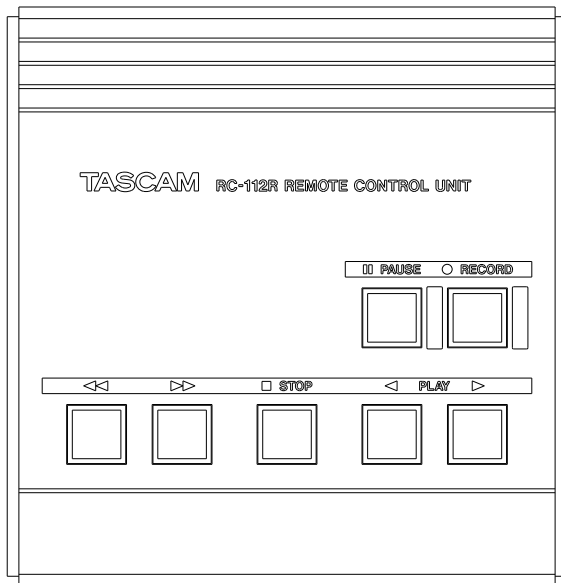
A parallel control shall be provided which can be used for remote control and tallies, and it shall be compatible with the TASCAM RC-112R remote control.

The cassette deck shall mount in a standard 19" rack mount form, taking three rack spaces. The cassette mechanism shall have dimensions of 19" x 5 1/4" x 14" (W x H x D).
Metric measurements : 482 x 132 x 356mm (W x H x D).

The unit shall be a TASCAM 112RmkII cassette deck.

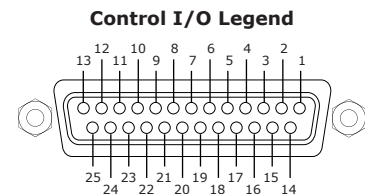
NOTE: This text is available in a standard text file on TASCAM's Sound Contractor CD-ROM. Contact TASCAM for details.

OPTIONAL REMOTE (RC-112R)



PARALLEL I/O

Pin	Signal
1	PLAY In
2	FFWD In
3	REW In
4	PAUSE In
5	STOP In
6	REC In
7	CASCADE START In
8	NOT USED
9	TAPE DIRECTION Tally
10	END OF TAPE Tally
11	FF Tally
12	REW Tally
13	PAUSE Tally
14	STOP Tally
15	REC Tally
16	NOT USED
17	REVERSE PLAY In
18	REVERSE PLAY Tally
19	REEL PULSE
20	NOT USED
21	RTZ In
22	FADER START In
23	NOT USED
24	GROUND
25	+5V (Max 50mA)



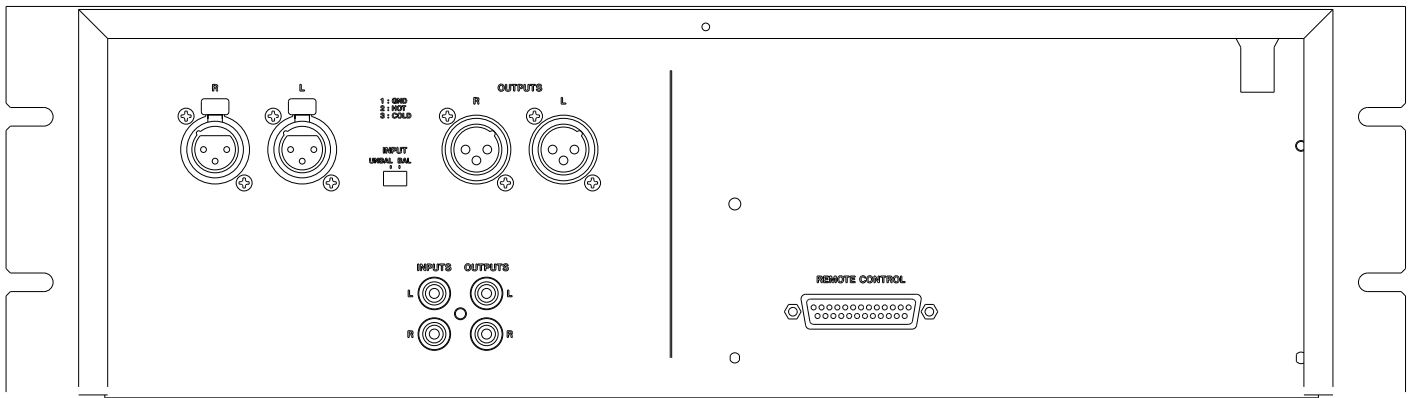
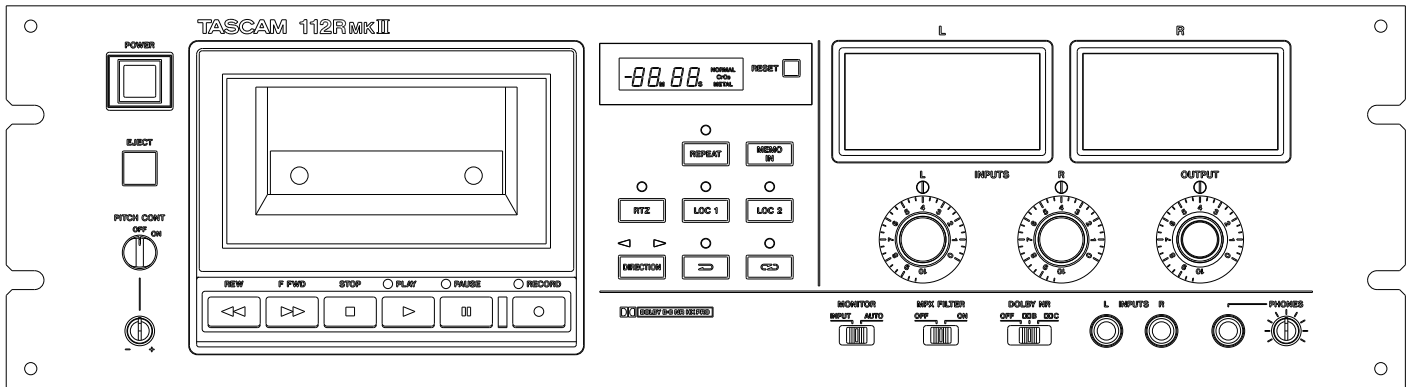
Parallel Control Notes:

All command controls are labeled as "in" on the chart at left. The commands are active when brought to ground for more than 50 milliseconds or longer.

FADER START pin (22) operates as a latched function. Playback begins when the pin is brought to ground for more than 50 msec, and stops when the ground is released for more than 50 msec.

Tally outputs indicates the corresponding transport function when the pin is brought to ground.

FRONT AND BACK PANEL



112RmkII rear panel shown with optional LA-112 balancing kit.

Free Manuals Download Website

<http://myh66.com>

<http://usermanuals.us>

<http://www.somanuals.com>

<http://www.4manuals.cc>

<http://www.manual-lib.com>

<http://www.404manual.com>

<http://www.luxmanual.com>

<http://aubethermostatmanual.com>

Golf course search by state

<http://golfingnear.com>

Email search by domain

<http://emailbydomain.com>

Auto manuals search

<http://auto.somanuals.com>

TV manuals search

<http://tv.somanuals.com>