

**TEAM PRODUCTS INTERNATIONAL INC. Limited Warranty**

**WHAT IS COVERED:** Any defect in materials and workmanship.

**FOR HOW LONG:** 90 days

**WHAT WE WILL DO:** If your product is defective and returned within 30 days after the date it was purchased, we will replace it at no charge to you. If returned after 30 days but within 90 days of the date of purchase we will repair it or, at our option, replace it at no charge to you.

If we repair your product, we may use new or reconditioned replacement parts. If we choose to replace your product, we may replace it with a new or reconditioned one of the same or similar design. The repair or replacement will be warranted under our standard 90 day warranty.

Customers will be responsible for freight charges incurred to return the product to TEAM PRODUCTS INTERNATIONAL INC., and will include a check or money order in the amount of \$5.50 to cover return shipping charges. During this warranty period, we will cover only the repair or replacement cost of the unit.

**LIMITATIONS: IMPLIED WARRANTIES, INCLUDING THOSE OF FITNESS FOR A PARTICULAR PURPOSE AND MERCHANTABILITY (AN UNWRITTEN WARRANTY THAT THE PRODUCT IS FIT FOR ORDINARY USE), ARE LIMITED TO 90 DAYS FROM DATE OF PURCHASE. WE WILL NOT PAY FOR LOSS OF TIME, INCONVENIENCE, LOSS OF USE OF YOUR PRODUCT OR PROPERTY DAMAGE CAUSED BY YOUR PRODUCT OR ITS FAILURE TO WORK, OR ANY OTHER INCIDENTAL OR CONSEQUENTIAL DAMAGES INCLUDING PERSONAL INJURY.**

Some states do not allow limitations on how long an implied warranty lasts or the exclusion or limitation of incidental or consequential damages, so the above exclusions or limitations may not apply to you.

**WHAT WE ASK YOU TO DO:** To get warranty service for your product, you must provide proof of the date of purchase. Within 30 days of the date it was purchased, return your product to your place of purchase for immediate replacement. After 30 days, but before the 90 day warranty period, you may return the product with a check or money order made payable to TEAM PRODUCTS INTERNATIONAL INC. in the amount of \$5.50 to the following address:

**Customer Service Department  
TEAM PRODUCTS INTERNATIONAL INC.  
3 Entin Road  
Parsippany, NJ 07054**

We suggest that you retain your original packing material in the event you need to ship your product. When sending your product include your name, address, phone number, proof of date of purchase, and a description of the operating problem. After repairing or replacing your product, we will ship it to your home or office within four weeks.

**WHAT THIS WARRANTY DOES NOT COVER:** AMONG OTHER THINGS THIS WARRANTY DOES NOT COVER DEFECTS RESULTING FROM ACCIDENTS, DAMAGE WHILE IN TRANSIT TO OUR SERVICE LOCATION, ALTERATIONS, UNAUTHORIZED REPAIR, FAILURE TO FOLLOW INSTRUCTIONS, MISUSE, FIRE, FLOOD, AND ACTS OF GOD. IF YOUR PRODUCT IS NOT COVERED BY OUR WARRANTY, CALL OUR CUSTOMER SERVICE NUMBER AT 877-227-5832 TO DETERMINE WHETHER WE WILL REPAIR YOUR PRODUCT AND OTHER REPAIR INFORMATION, INCLUDING CHARGES. WE, AT OUR OPTION, MAY REPLACE RATHER THAN REPAIR YOUR PRODUCT WITH A NEW OR RECONDITIONED ONE OF THE SAME OR SIMILAR DESIGN. THE REPAIR OR REPLACEMENT WILL BE WARRANTED FOR 90 DAYS.

THIS LIMITED WARRANTY IS THE ONLY ONE WE GIVE ON YOUR PRODUCT, AND IT SETS FORTH ALL OUR RESPONSIBILITIES REGARDING YOUR PRODUCT. THERE ARE NO WARRANTIES WHICH EXTEND BEYOND THE DESCRIPTION SET FORTH ABOVE.

**STATE LAW RIGHTS:** This warranty gives you specific legal rights and you may also have other rights which may vary from state to state.

# 16" Machined Aluminum Laser Level

with Threaded Tripod Mount



Custom Manufactured in China For  
Team Products International Inc.  
3 Entin Road, Parsippany, New Jersey 07054

Customer Service: **(877) 227-5832**  
Hours: Monday - Friday, 9:00 AM - 4:00 PM E.S.T.  
Visit our website at: [www.teamproducts.com](http://www.teamproducts.com)

## Welcome.

Thank you for purchasing the LazerPro™ CL2060 Laser Level. This manual will provide you with directions for the safe and efficient operation of this laser device. Please read the manual carefully before using the unit and keep the manual on file for future reference.

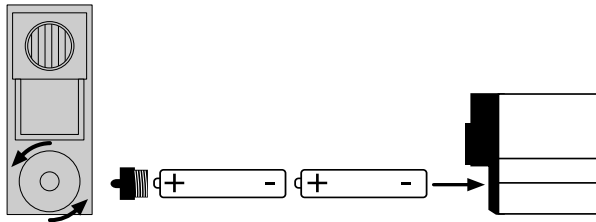
Failure to operate the CL2060 in accordance with the instructions and precautions in this manual may cause damage to the unit, property or persons.

## About The CL2060 Laser Level.

The LazerPro™ CL2060 is a high quality laser level, incorporating advanced laser optics and microelectronics that can project a laser dot or a laser line over 1,500 feet away. The machined aluminum body is equipped with two high quality bubble levels - one horizontal and one vertical. Every laser level must pass a critical vibration test before leaving the factory. This test assures accuracy of the laser within 0.2 inch at a distance of 30 feet.

## Installing The Batteries.

1. Your CL2060 Laser Level uses two AAA batteries. One set of batteries should provide you with approximately 20 hours of laser usage.



We strongly recommend alkaline batteries for longer battery life.

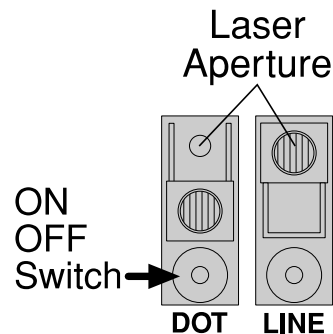
2. To change the batteries: remove battery compartment cover using a flat screwdriver as shown in the figure. Install the batteries with the negative (-) pole of the battery inserted first. Replace the battery compartment cover.

## Operation.

Press the button on the battery cover to turn the laser ON.

Slide the plate up to the top position to project a laser LINE.

Slide the plate to the down position to project a laser DOT.



## How to Use the CL2060

Make sure that the laser level unit is level before you work from the laser beam reference point. To do this, place the CL2060 on the surface you will reference from. Level is achieved when the bubble floats exactly between the black lines marked on the bubble tube. Out of level will show the bubble floating to the left or right side of the tube; the bubble indicating the "high" end.

**NOTE:** The laser aperture is 0.85 inch higher than the surface on which the level is resting. Be sure to include this factor into any measurements/calculations.

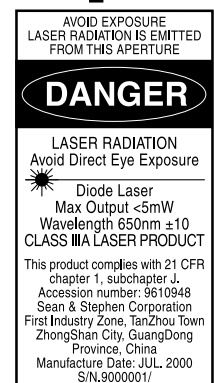
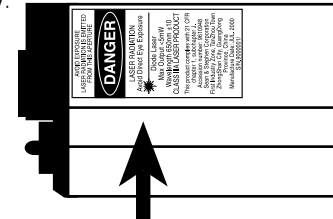
## Care and Maintenance.

1. If the CL2060 Laser Level is to be stored for longer than a month without use, remove the batteries to prevent corrosion.
2. Do not expose the laser level to extreme temperatures: below 32°F or above 110°F.
3. Your laser level should be protected from water, dust, heat and sunlight. Do not submerge the laser level.
4. Like all electronic equipment, the pointer should be handled with care. Do not drop the laser level or subject it to stress, as this will cause damage to the unit.
5. Remember that the CL2060 is a laser device and can be harmful if used improperly. Refer to the **Safety Precautions**.
6. The CL2060 Laser Level carries a limited warranty. If a failure occurs, DO NOT try to open the laser unit. The CL2060 Laser level contains no user serviceable parts. Doing so will void the warranty.

Warning Label is located on product as shown.

## Safety Precautions.

1. The CL2060 Laser Level emits an output power that is less than 5mW. It is a Class IIIa laser according to CDRH standards.
2. Since a laser beam can be harmful to the eyes, avoid direct eye exposure. Do not look directly into the laser beam output aperture during operation.
3. The laser level is not a toy. Keep out of reach of children. The laser light emitted from this device should not be directed towards any person, for any reason.
4. Be aware that laser light, when reflected off a mirrorlike surface, can also be dangerous.
5. CAUTION: Use of controls, adjustments, or performance of procedures other than those described herein may result in hazardous radiation exposure. Do not attempt to modify the performance of your laser device in any way as this may result in dangerous exposure to laser radiation.
6. For further safety information regarding lasers, refer to ANSI-Z136.1 The STANDARD FOR THE SAFE USE OF LASERS, available from the Laser Institute of America, (407)380-1553.



## Questions?

If you have any questions about the CL2060 Laser Level, please contact our Customer Service Department at (887) 227-5832, Monday through Friday, 9 AM to 4 PM EST, or visit our web site: [www.teamproducts.com](http://www.teamproducts.com).

## Free Manuals Download Website

<http://myh66.com>

<http://usermanuals.us>

<http://www.somanuals.com>

<http://www.4manuals.cc>

<http://www.manual-lib.com>

<http://www.404manual.com>

<http://www.luxmanual.com>

<http://aubethermostatmanual.com>

Golf course search by state

<http://golfingnear.com>

Email search by domain

<http://emailbydomain.com>

Auto manuals search

<http://auto.somanuals.com>

TV manuals search

<http://tv.somanuals.com>