



SMB-632

Portable Mini FM Radio



www.bratz.com

TM & © MGA Entertainment, Inc.

All Right Reserved. Used under license by

The Singing Machine Co., Inc.



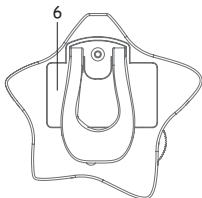
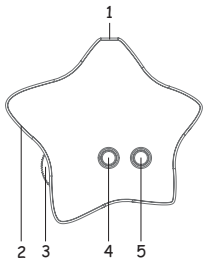
The Singing Machine Company, Inc.

632-0707-E01

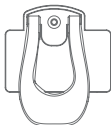
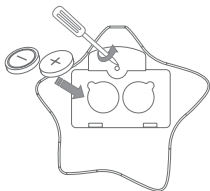
6601 Lyons Road, Bldg. A7, Coconut Creek, FL33073-9902, USA.

TEL: (954) 596-1000 FAX: (954) 596-2000

CONTROL LOCATIONS



- | | |
|----------------------------|--------------------------|
| 1. Earphone jack | 4. SCAN button |
| 2. Power ON LED indicator | 5. RESET button |
| 3. Volume Knob with ON/OFF | 6. Batteries compartment |



BATTERY INSTALLATION

1. Unscrew battery door.
2. Open battery door and clip.
3. Install 2 "AG13" batteries.

OPERATION

Operating the Radio

1. Plug the included earphones into the phone jack.
2. Turn on the radio by rotating the Volume Knob in the midway position. The power led indicator will be turned on.
3. Press the RESET button to go to the low end of FM radio.
4. Press the FM SCAN button to search forward stations automatically.
5. Be sure to turn off the radio after enjoying your program.

Note:

1. Avoid leaving the volume at minimum loudness with radio turned on. This will use up all batteries.
2. If the unit is not to be used for a prolonged period, such as a month or longer, remove the batteries to prevent possible leakage.
3. This product may need manual reset under high electrostatic discharge.

SPECIFICATIONS:

AUDIO SECTION Output Power(MAX)	12.5mW
RADIO SECTION FM Frequency Range	88-108MHz
EARPHONE:	-42dB 64ohms impedance with Ø 3.5mm earphone plug
POWER SECTION	2 x "AG13" batteries (Batteries are included)
DIMENSION (WxDxH)	2.6 x 1.1 x 2.5 Inches / 6.7 x 2.7 x 6.4 cm
WEIGHT	0.11 lbs / 50 gs

WARNINGS

WARNING: TO REDUCE THE RISK OF FIRE OR SHOCK HAZARD, DO NOT EXPOSE THIS PRODUCT TO RAIN OR MOISTURE.



COMPLIES WITH DHHS RADIATION PERFORMANCE STANDARDS, 21 CFR SUB. CHAPTER J. THIS DEVICE COMPLIES WITH PART 15 OF THE FCC RULES, OPERATION IS SUBJECT TO THE FOLLOWING TWO CONDITIONS: (1) THIS DEVICE MAY NOT CAUSE HARMFUL INTERFERENCE, AND (2) THIS DEVICE MUST ACCEPT ANY INTERFERENCE RECEIVED, INCLUDING INTERFERENCE THAT MAY CAUSE UNDESIRABLE OPERATION.

CERTIFICATION:

THIS PRODUCT COMPLIES WITH 21 CFR CHAPTER 1, SUBCHAPTER J OF DHHS REGULATIONS.

COMPLIES WITH THE LIMITS FOR A CLASS B DIGITAL DEVICE, PURSUANT TO PART 15 OF THE FCC RULES.

Battery Precautions

1. Use only the size and type of batteries specified.
2. Be sure to follow the correct polarity when installing the batteries as indicated in the battery compartment. Reversed batteries may cause damage to the device.
3. Do not mix different types of batteries together (e.g. Alkaline and Carbon Zinc) or old batteries with fresh ones.
4. If the device is not to be used for a long period of time, remove the batteries to prevent damage or injury from possible battery leakage.
5. Do not try to recharge batteries not intended to be recharged, they can overheat and rupture (Follow battery manufacturer's directions).
6. Rechargeable batteries are to be removed from the product before being charged.
7. Rechargeable batteries are only to be charged under adult supervision.
8. Exhausted batteries are to be removed from the product.
9. The supply terminals are not to be short-circuited.

Note:

A warning that excessive sound pressure from earphones and

Free Manuals Download Website

<http://myh66.com>

<http://usermanuals.us>

<http://www.somanuals.com>

<http://www.4manuals.cc>

<http://www.manual-lib.com>

<http://www.404manual.com>

<http://www.luxmanual.com>

<http://aubethermostatmanual.com>

Golf course search by state

<http://golfingnear.com>

Email search by domain

<http://emailbydomain.com>

Auto manuals search

<http://auto.somanuals.com>

TV manuals search

<http://tv.somanuals.com>