

This product contains software copyright © 2012 TiVo Inc. All rights reserved.

Your use of this product is subject to TiVo's Service Agreement and Privacy Policy, visit www.tivo.com/policies for the latest versions.

TiVo and the TiVo logo are trademarks or registered trademarks of TiVo Inc. or its subsidiaries, 2160 Gold Street, P.O. Box 2160, Alviso, CA 95002-2160.

Patented. U.S. patent numbers at www.tivo.com/patents.


CableCARD™ is a trademark of Cable Television Laboratories, Inc.

iPad, iPhone, and iPod touch are registered trademarks of Apple Inc., registered in the U.S. App Store is a service mark of Apple Inc.

MoCA is a registered trademark of Multimedia over Coax Alliance in the U.S. and other countries.

This product contains open source software. Notices and licenses are provided in the TiVo app on your tablet or mobile phone and at tivo.com/linux, and are incorporated herein by reference.

For open source software included in this product in executable form, if required by the applicable open source license, you may obtain a copy of the corresponding source code at any time during the period required by sending a money order or check for US\$10 to: TiVo Inc., 2160 Gold Street, Alviso, CA 95002, attn: Legal Department. TiVo also makes source code available at tivo.com/linux.

 Manufactured under license from Dolby Laboratories. Dolby and the double-D symbol are trademarks of Dolby Laboratories.

Any use of this product in any manner other than personal use that complies with the MPEG-2 standard for encoding video information for packaged media is expressly prohibited without a license under applicable patents in the MPEG-2 patent portfolio, which license is available from MPEG LA, LLC, 6312 S. Fiddlers Green Circle, Suite 400E, Greenwood Village, Colorado 80111 U.S.A.

TiVo Stream Limited Warranty

Limited Warranty
TiVo Stream
90 Days Free Parts and Labor

WHO IS COVERED?

You must have proof of purchase to receive warranty service. A sales receipt or other document showing that you purchased the product is considered proof of purchase.

WHAT IS COVERED?

TiVo has the TiVo Stream manufactured from parts and components that are new or equivalent to new in accordance with industry-standard practices. TiVo warrants that the Stream will be free from defects in materials and workmanship during the limited warranty period described herein. The limited warranty coverage begins the day you purchase the product as further described in the following text. For 90 days from the purchase date, the Stream will be replaced with a repaired, renewed or comparable product (whichever is deemed necessary by TiVo) if it becomes defective or inoperative. This exchange is done without charge to you for parts and labor (except applicable taxes, if any). You will be responsible for the cost of shipping. From 90 days to 1 year from the date of purchase, your Stream will be replaced with a repaired, renewed, or comparable product (whichever is deemed necessary by TiVo) if it becomes defective or inoperative. You will be responsible for all labor and shipping costs. Contact Customer Support at 1-877-367-8486 (1-877-FOR-TIVO) to obtain your cost (labor costs) for exchange.

WHAT IS EXCLUDED?

Your warranty does not cover:

- Labor charges for installation or setup of the product.
- Any taxes imposed on TiVo for units replaced or repaired under this warranty.
- Installation, performance of, or repair of: audio/video cabling, telephone line, or accessory attachments used with the product.
- Product replacement because of misuse, accident, lightning damage, unauthorized repair, or other cause not within the control of TiVo Inc. Please note that removing the cover of the Stream for any reason voids the warranty.
- Reception transmission problems caused by signal conditions, telephone line, or cable or antenna systems outside the unit.
- Damages to, or viruses that may infect your Stream or other devices arising from the use of unauthorized third party devices in connection with your Stream.
- Incidental or consequential damages resulting from the product. (Some states do not allow the exclusion of incidental or consequential damages, so the above exclusion may not apply to you.)
- A product that has been modified or adapted to enable it to operate in any country other than the country for which it was designed, damaged by these modifications.
- A product used for commercial or institutional purposes.
- Access connections (telephone or broadband), including charges from your communications provider.

MAKE SURE YOU KEEP...

Please keep your sales receipt or other document showing proof of purchase. Attach it to this guide and keep both nearby. Also keep the original box and packing material in case you need to return your product.

BEFORE YOU REQUEST WARRANTY SERVICE

Please follow the troubleshooting advice in the TiVo app before calling Customer Support. Following the troubleshooting tips contained therein may save you a call to Customer Support.

TO GET WARRANTY SERVICE...

If you believe the product is defective, contact Customer Support at 1-877-367-8486. A representative will go through a diagnostic checklist with you. If it is determined that the product needs to be exchanged, you will receive a return authorization number. The representative will give you complete shipping details.

TO GET OUT-OF-WARRANTY SERVICE...

Out-of-warranty service can be obtained at a nominal cost for replacement and handling. To obtain out-of-warranty service contact Customer Support at 1-877-367-8486 to obtain the cost of out-of-warranty exchange for your product.

All implied warranties, including implied warranties of merchantability and fitness for a particular purpose, are limited in duration to the duration of this express warranty. Some states do not allow limitations on how long an implied warranty lasts, so the above limitation may not apply to you.

This warranty gives you specific legal rights. You may have other rights which vary from state to state (or jurisdiction to jurisdiction). TIVO'S RESPONSIBILITY FOR MALFUNCTIONS AND DEFECTS IN THE TIVO STREAM IS LIMITED TO REPAIR AND REPLACEMENT AS SET FORTH IN THIS LIMITED WARRANTY. ALL EXPRESS AND IMPLIED WARRANTIES FOR THE STREAM, INCLUDING BUT NOT LIMITED TO ANY IMPLIED WARRANTIES OF AND ALL CONDITIONS OF MERCHANTABILITY AND FITNESS FOR A PARTICULAR PURPOSE, ARE LIMITED IN DURATION TO THE LIMITED WARRANTY PERIOD SET FORTH ABOVE AND NO WARRANTIES, WHETHER EXPRESS OR IMPLIED, WILL APPLY AFTER SUCH PERIOD. Some states (or jurisdictions) do not allow limitations on how long an implied warranty lasts, so the above limitation may not apply to you.

TIVO DOES NOT ACCEPT LIABILITY BEYOND THE REMEDIES SET FORTH IN THIS LIMITED WARRANTY OR LIABILITY FOR INCIDENTAL OR CONSEQUENTIAL DAMAGES, INCLUDING WITHOUT LIMITATION ANY LIABILITY FOR PRODUCTS NOT BEING AVAILABLE FOR USE OR FOR LOST DATA. Some states do not allow the exclusion of incidental or consequential damages, so the above exclusion may not apply to you.

Safety Instructions

Save These Safety Instructions.

Before you begin

Make sure all your equipment is turned off and the TiVo Stream is unplugged.

The Stream is not designed to support any load. Do not place anything on top of the Stream. To ensure proper function, make sure the air vents are not blocked.

This product is for use only with listed ITE (Information Technology Equipment).

Safety information

This product was designed and manufactured to meet strict quality and safety standards. There are, however, some installation and operation precautions of which you should be particularly aware. Please read these instructions before operating the equipment and save them for future reference.

1. **Read Instructions** — All the safety and operating instructions should be read and understood before the appliance is operated.
2. **Retain Instructions** — The safety and operating instructions should be retained for future reference.
3. **Heed Warnings** — All warnings on the appliance and in the operating instructions should be followed.
4. **Follow Instructions** — All operating and use instructions should be followed.
5. **Water and Moisture** — The appliance should not be used near water - for example, near a bathtub, washbowl, kitchen sink, laundry tub, in a wet basement, near a swimming pool, etc.
6. **An appliance and cart combination** should be moved with care. Quick stops, excessive force, and uneven surfaces may cause the appliance and cart combination to overturn.
7. **Tilt/Stability** — All televisions must comply with recommended international global safety standards for tilt and stability properties of their cabinet design. Do not compromise these design standards by applying excessive pull force to the front, or top, of the cabinet, which could ultimately overturn the product. Also, do not endanger yourself, or children, by placing electronic equipment/toys on top of the cabinet. Such items could unexpectedly fall from the top of the set and cause product damage and/or personal injury.
8. **Ventilation** — The appliance should be situated so that its location or position does not interfere with its proper ventilation. For example, the appliance should not be situated on a bed, sofa, rug, or similar surface that may block the ventilation openings; or, placed in a built-in installation, such as a bookcase or cabinet that may impede the flow of air through the ventilation openings.
9. **Heat** — The appliance should be situated away from heat sources such as radiators, heat registers, stoves, or other appliances (including amplifiers) that produce heat.
10. **Power Cord Protection** — Power supply cords should be routed so that they are not likely to be walked on or pinched by items placed upon or against them, paying particular attention to cords and plugs, convenience receptacles, and the point where they exit from the appliance.
11. **Object and Liquid Entry** — Never push objects of any kind into this product through cabinet slots, as they may touch dangerous voltage points or short the parts, resulting in the risk of fire or electric shock. Never spill liquid of any kind on this product.
12. **Damage Requiring Service** — The appliance should be serviced by qualified service personnel when:
 - A. the power supply cord or plug is damaged or frayed;
 - B. liquid has spilled into the product;
 - C. the product has been exposed to rain or water;
 - D. the product does not operate normally when you follow the operating instructions (adjust only those controls that are discussed in this guide, as improper adjustment of other controls may result in damage, often requiring extensive work by a qualified technician to restore the product to normal performance);
 - E. the product has been dropped or the cabinet damaged;
 - F. the product exhibits a distinct change in performance.
13. **Service** — The user should not attempt service to the appliance beyond that described in the Troubleshooting section of this guide. All other servicing should be referred to qualified service personnel.
14. **Cleaning** — Unplug this product from the wall outlet before cleaning. Do not use liquid cleaners or aerosol cleaners; use a damp cloth for cleaning. If the product comes in contact with any liquid, unplug the power cord and let the unit dry thoroughly before plugging it back in.
15. **Power Source** — This product should be operated only from the type of power source indicated on the marking label or in this guide. If you are not sure of the type of power supply to your home, consult your dealer or local power company.
16. **Overloaded Power Outlets** — do not overload wall outlets and extension cords, as this can result in the risk of fire or electric shock.
17. **Electric Shock** — To reduce the risk of electric shock, do not disassemble this product. Take it to a qualified service person when service or repair work is required. Opening or removing covers may expose you to dangerous voltage or other risks. Incorrect reassembly can cause electric shock when this product is subsequently used.

FCC statement to the user

This equipment has been tested and found to comply with the limits for a Class B digital device, pursuant to part 15 of the FCC Rules. These limits are designed to provide reasonable protection against harmful interference in a residential installation. This equipment generates, uses and can radiate radio frequency energy and, if not installed and used in accordance with the instructions, may cause harmful interference to radio communications. However, there is no guarantee that interference will not occur in a particular installation.



Ready to get started?



TiVo® Stream

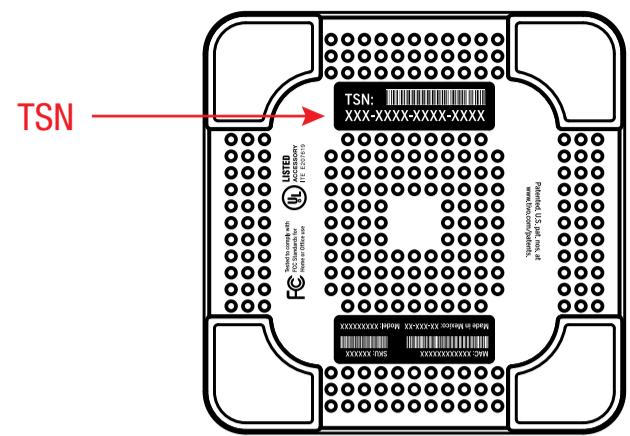
Installation
& Setup

Set up your TiVo® Stream in 5 easy steps.

1 Write down your TiVo Stream's TiVo Service Number (TSN)

You may need this number during the setup process, or if you contact customer support. You can find the TSN on the bottom of the device.

TSN: _____



Available on the
App Store

2 On your iPad® or other mobile device*, download or update the TiVo app

To stream or download shows from your TiVo Premiere series DVR**, you'll need the latest version of the **TiVo app**. If you don't already have the TiVo app, download it from the App StoreSM and install it on your device now. If you already have the TiVo app, make sure it's up to date (with no updates pending).

* Compatible with iPad®, iPhone®, and iPod touch® devices running iOS 5.1 or later. Visit tivo.com/stream for other device compatibility.

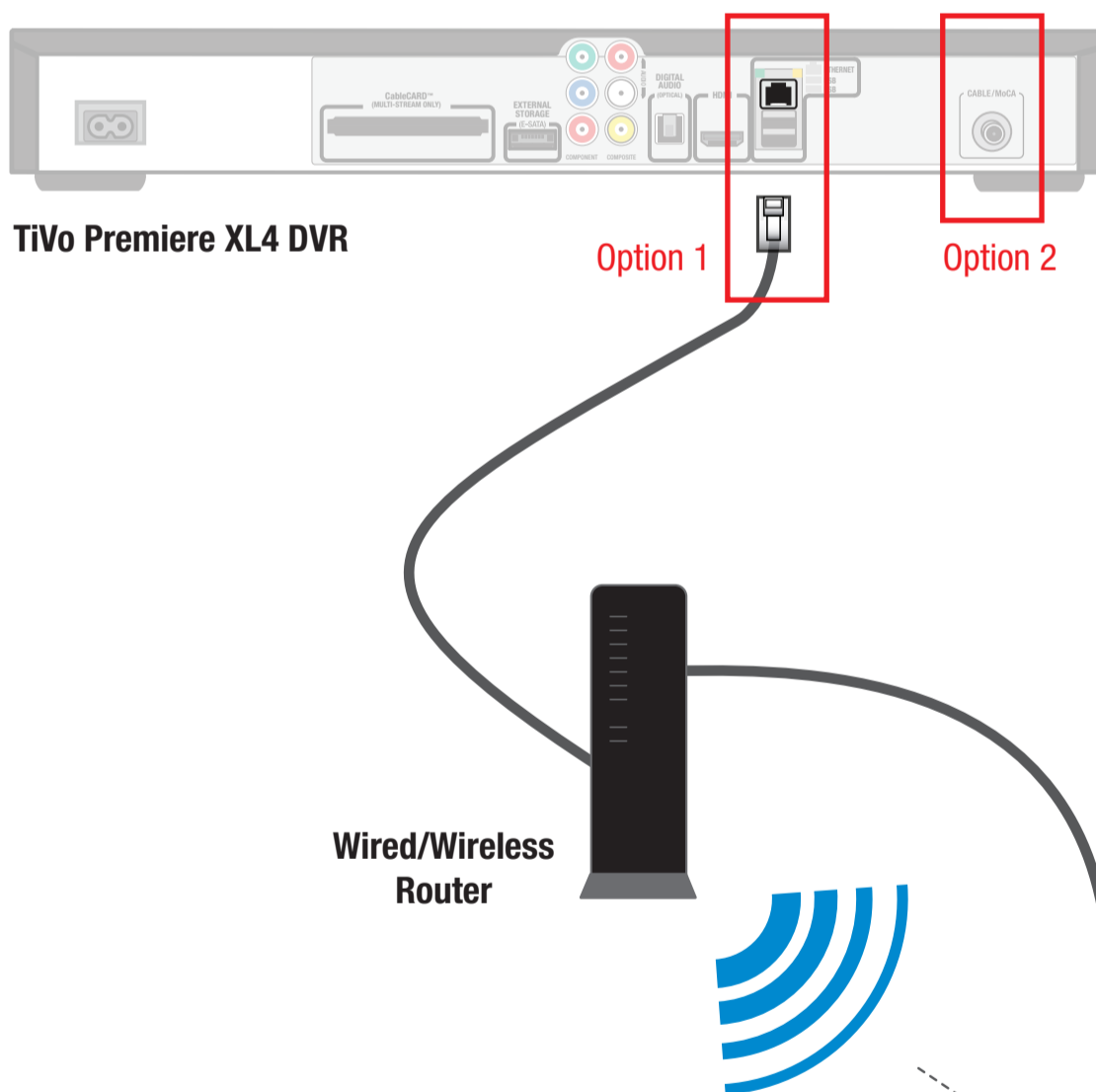
** Not all programs may be transferred using TiVo Stream due to the use of copy protection mechanisms permitted under the FCC's encoding rules. Some shows cannot be transferred due to the copy protection assigned them by the program provider. These shows usually are marked with a red circle-slash icon (47 C.F.R. 76.1904)

3 Check your TiVo Premiere series DVR's network connection

Verify that your TiVo Premiere series DVR is connected to your home network using either a **wired connection** as shown below.

Option 1: Your TiVo Premiere series DVR is connected to an open port on your router or to an Ethernet jack in your wall using an Ethernet cable.

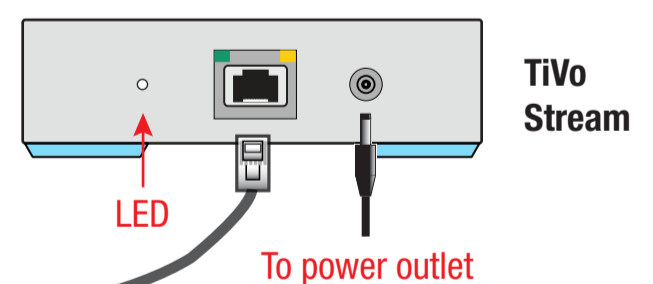
Option 2: Your TiVo Premiere series DVR is connected to the coaxial cable coming from the wall to the CABLE/MoCA port on the back of the TiVo Premiere series DVR. For more information on MoCA®, see tivo.com/moca.



4 Connect your TiVo Stream

Connect the TiVo Stream to your router and plug it in.

1. Connect the TiVo Stream to an open port on your router using an Ethernet cable.
2. Connect the power cord from the back of the TiVo Stream to a power source.
3. Wait for the LED on the back of the TiVo Stream to turn solid white. This should take less than 5 minutes.



5 Complete setup

You'll now finish setup on your mobile device.

1. On your iPad or other mobile device, launch the app.
2. Follow the on-screen instructions to set up the app and connect to your DVR. If the on-screen instructions do not appear automatically, go to the app's Settings menu and tap "TiVo Stream Setup."
3. Enjoy! For step-by-step instructions on using the TiVo app, visit tivo.com/howto.



Settings
menu icon



Need some help? Visit tivo.com/stream.

Free Manuals Download Website

<http://myh66.com>

<http://usermanuals.us>

<http://www.somanuals.com>

<http://www.4manuals.cc>

<http://www.manual-lib.com>

<http://www.404manual.com>

<http://www.luxmanual.com>

<http://aubethermostatmanual.com>

Golf course search by state

<http://golfingnear.com>

Email search by domain

<http://emailbydomain.com>

Auto manuals search

<http://auto.somanuals.com>

TV manuals search

<http://tv.somanuals.com>