

|                  |          |                   |
|------------------|----------|-------------------|
| Project          | Quantity | Item #            |
| Model Specified: |          | CSI Section 11400 |

## Roll-In Refrigerator Models For 66" High Racks/Self-Contained



Model RRI334LUT-FHS

### One, Two & Three Section Models, 34" Deep



Stainless Exterior  
& Interior

1-Section Solid Door Model  
2-Section Solid Door Model  
3-Section Solid Door Model

RRI134LUT-FHS  
RRI234LUT-FHS  
RRI332LUT-FHS



Stainless Exterior,  
Anodized  
Aluminum Interior

1-Section Solid Door Model  
2-Section Solid Door Model  
3-Section Solid Door Model

ARI134LUT-FHS  
ARI234LUT-FHS  
ARI334LUT-FHS

The R & A Series represent Traulsen's Top-of-the-Line product offering. The "L-Height" roll-in refrigerator models are all designed to offer convenient interior storage for 66" high racks. These 34" deep models are specially designed to accommodate roll-in racks of up to 31" in depth. Each is supplied standard with such high quality features as easy to operate microprocessor controls, balanced refrigeration systems and stainless steel exteriors. Additionally, they offer the widest range of optional accessories to choose from, and can be specified for use with many different applications, including: Foodservice, Correctional, Institutional, Export, etc.

## Standard Product Features

- R-Series: Stainless Steel Exterior & Interior
- A-Series: Stainless Steel Exterior/Anodized Aluminum Interior
- INTELA-TRAUL® Microprocessor Control System
- Balanced, Self-Contained Refrigeration System Using R-134a
- Scroll Blower Type Evaporator Fan
- Biased Return Air Duct
- Full Length Stainless Steel Doors With Locks
- Self-Closing Doors With Stay Open Feature At 120 Degrees
- Guaranteed For Life Cam-Lift Hinges
- Guaranteed For Life Horizontal Work Flow Door Handle(s)
- Standard Door Hinging: 134L = Right, 234L = Left/Right, 334L = Left/Right/Right (other hingsings available)
- Automatically Activated Incandescent Lights
- Stainless Steel Breaker Caps
- Accommodates Roll-In Racks Up To 66" High x 31" Deep (provided by others)
- Automatic Non-Electric Condensate Evaporator
- Magnetic Snap-In Door Gaskets
- Gasket Protecting Metal Door Liner
- Controllable Anti-Condensate Door Perimeter Heaters
- Thermostatic Expansion Valve Metering Device
- Stainless Steel One-Piece Louver Assembly
- Stainless Steel Interior Rack Guides & Threshold Ramp(s)
- 9' Cord & Plug Attached
- One Year Parts And Labor Warranty
- Two Year Control Warranty (parts and labor)
- Five Year Compressor Warranty

## Options & Accessories

- Stainless Steel Finished Back With Rear Louvers
- Re-Hinging Feature For Door(s)
- Chrome Plated Shelf Package For Roll-In Models (includes three chrome plated shelves per section)
- Additional Chrome Plated Shelves For Above
- Stainless Steel Shelf Package For Roll-In Models (includes three chrome plated shelves per section)
- Additional Stainless Steel Shelves For Above
- Locking Hasps (padlocks supplied by others)
- Export 220/50/1 Voltage
- Kool Klad Exterior Laminate Decor
- Clear Glass Door(s) In Place Of One Or More Solid Door(s)
- Fluorescent Lights
- Recessed Installation
- Prison/Correctional Facilities Options
- Two Year Service/Labor Warranty Available



Listed by Underwriters Laboratories Inc., to U.S. and Canadian safety standards and Listed by NSF International.

Approval: \_\_\_\_\_



TRAULSEN  
4401 BLUE MOUND RD.  
PHONE 1 (800) 825-8220  
Website: www.traulsen.com

FT. WORTH, TX 76106  
FAX-MKTG. 1 (817) 624-4302

SECTION  
1-17

|                  |          |                   |
|------------------|----------|-------------------|
| Project          | Quantity | Item #            |
| Model Specified: |          | CSI Section 11400 |

## Specifications

### Construction, Hardware and Insulation

Cabinet exterior front, one piece sides, louver assembly and doors are constructed of 20 gauge stainless steel with #4 finish. Cabinet interior and door liners are constructed of stainless steel (anodized aluminum in the A-Series). The exterior cabinet top, back and bottom are constructed of heavy gauge aluminumized steel. The interior floor is constructed of stainless steel and insulated with ¾" of resilient cork. A readily attachable stainless steel ramp is provided to facilitate loading/unloading.

Doors are equipped with a heavy-duty, extruded wiper gasket for sealing to bottom ramp, removable plug cylinder locks and guaranteed for life cam-lift, gravity action, self-closing metal, glide hinges with stay open feature at 120 degrees. Hinges include a concealed switch to automatically activate the interior incandescent lighting. Guaranteed for life, work flow door handles are mounted horizontally over recess in door which limits protrusion from door face into aiseways. Doors have seamless, polished metal corners.

Easily removable for cleaning, vinyl magnetic door gasket assures tight door seal.

Both the cabinet and door(s) are insulated with an average of 2" thick high density, non-CFC, foamed in place polyurethane.

| DIMENSIONAL DATA          | R/ARI134LUT      | R/ARI234LUT      | R/ARI334LUT       |
|---------------------------|------------------|------------------|-------------------|
| Net capacity cu. ft.      | 41.2 (1167 cu l) | 85.0 (2408 cu l) | 120.5 (3414 cu l) |
| Length - overall in.      | 35½ (90.2 cm)    | 68 (172.7 cm)    | 100½ (255.3 cm)   |
| Depth - overall in.       | 37⅞ (95.4 cm)    | 37⅞ (95.4 cm)    | 37⅞ (95.4 cm)     |
| Depth - over body in.     | 34 (86.4 cm)     | 34 (86.4 cm)     | 34 (86.4 cm)      |
| Depth - door open 90° in. | 66⅝ (168.4 cm)   | 66⅝ (168.4 cm)   | 66⅝ (168.4 cm)    |
| Clear door width in.      | 27⅞ (68.8 cm)    | 27⅞ (68.8 cm)    | 27⅞ (68.8 cm)     |
| Clear door height in.     | 66⅞ (168.4 cm)   | 66⅞ (168.4 cm)   | 66⅞ (168.4 cm)    |
| Height - overall in.      | 83¼ (211.5 cm)   | 83¼ (211.5 cm)   | 83¼ (211.5 cm)    |
| RRI Net Wt. lbs.          | 480 (218 kg)     | 785 (356 kg)     | 1075 (488 kg)     |
| ARI Net Wt. lbs.          | 410 (186 kg)     | 685 (311 kg)     | 1000 (454 kg)     |
| Rack Capacity - 66" High  | 1                | 2                | 3                 |
| ELECTRICAL DATA           |                  |                  |                   |
| Voltage                   | 115/60/1         | 115/60/1         | 115/60/1          |
| Feed wires with Ground    | 3                | 3                | 3                 |
| Full load amperes         | 10.6             | 11.4             | 12.8              |
| REFRIGERATION DATA        |                  |                  |                   |
| Refrigerant               | R-134a           | R-134a           | R-134a            |
| BTU/HR H.P. <sup>1</sup>  | 2220 (⅓ HP)      | 4200 (½ HP)      | 5120 (¾ HP)       |

#### NOTES

NOTE: Figures in parentheses reflect metric equivalents.

1= Based on a 90 degree F ambient and 20 degree F evaporator.

2= For approximate remote weights deduct 40 lbs. from respective net or gross weight. For other information on remote models, please refer to spec sheet 12-2.



**One & Two Section Models Equipped With One NEMA 5-15P Plug**



**Three Section Models Equipped With One NEMA 5-20P Plug**

NOTE: Full load amps and plug style may vary depending on electrical options chosen and condensing unit employed.

### Refrigeration System

A top mounted, self-contained, balanced refrigeration system using R-134a refrigerant is conveniently located behind the one piece louver assembly. It features an easy to clean front facing condenser, thermostatic expansion valve, air-cooled hermetic compressor, plenum effect blower coil, large, high humidity evaporator coil located outside the food zone and a top mounted non-electric condensate evaporator. Biased return air duct protects against introduction of warm kitchen air, promoting even temperature maintenance and efficient operation. A 9' cord and plug is provided. Standard operating temperature is 34 to 38°F.

### Controller

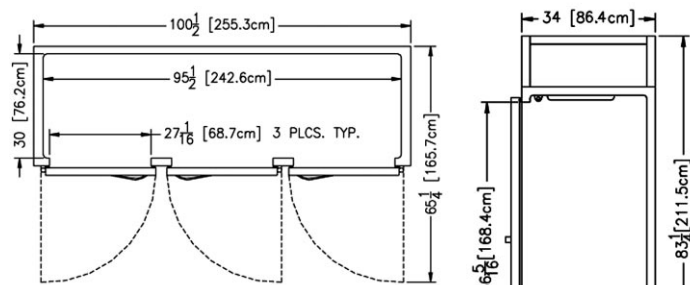
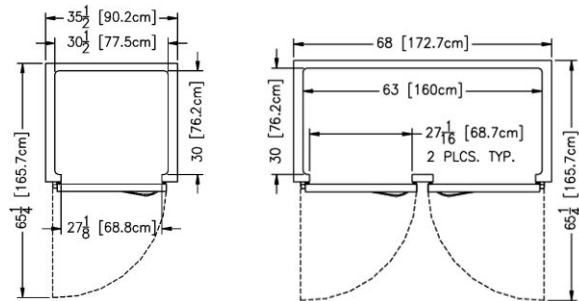
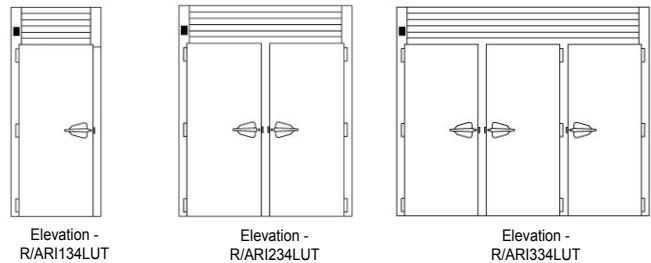
The easy to use water resistant INTELA-TRAUL® microprocessor control system is supplied standard. Unit is NAFEM Data Protocol communication (NDP) ready. Optional hardware required to be NDP compliant. Third party software required for network connection. It includes a 3-Digit LED Display, Fahrenheit or Celsius Temperature Scale Display Capability, and an RS485 data port. In addition it includes audio/visual alarms for: Hi/Lo Cabinet Temperature, Door Open, Clean Condenser, Evaporator Coil and Discharge Line Sensor Failures, and Power Supply Interruption.

### Interior

Readily removable, interior-mounted, stainless steel guides for rack are provided for protection. Maximum rack size with wheels inboard of frame is 27" wide by 31" deep by 66" high. Racks supplied by others.

### Warranties

Both a one year parts and labor warranty and a five year compressor warranty (self-contained models only) are provided standard. An optional 2<sup>nd</sup> year extended parts and labor warranty is also available. In addition the INTELA-TRAUL® control is warranted by a two year parts and labor warranty.



Section - All Models

NOTE: When ordering please specify: Voltage, Hinging, Door Size, Options and any additional warranties.

Continued product development may necessitate specification changes without notice.

Part No. TR35771 (revised 1/07)

**SECTION  
1-17**

**TRAULSEN**  
4401 BLUE MOUND RD.  
PHONE 1 (800) 825-8220  
Website: www.traulsen.com

**FT. WORTH, TX 76106**  
FAX-MKTG. 1 (817) 624-4302

## Free Manuals Download Website

<http://myh66.com>

<http://usermanuals.us>

<http://www.somanuals.com>

<http://www.4manuals.cc>

<http://www.manual-lib.com>

<http://www.404manual.com>

<http://www.luxmanual.com>

<http://aubethermostatmanual.com>

Golf course search by state

<http://golfingnear.com>

Email search by domain

<http://emailbydomain.com>

Auto manuals search

<http://auto.somanuals.com>

TV manuals search

<http://tv.somanuals.com>