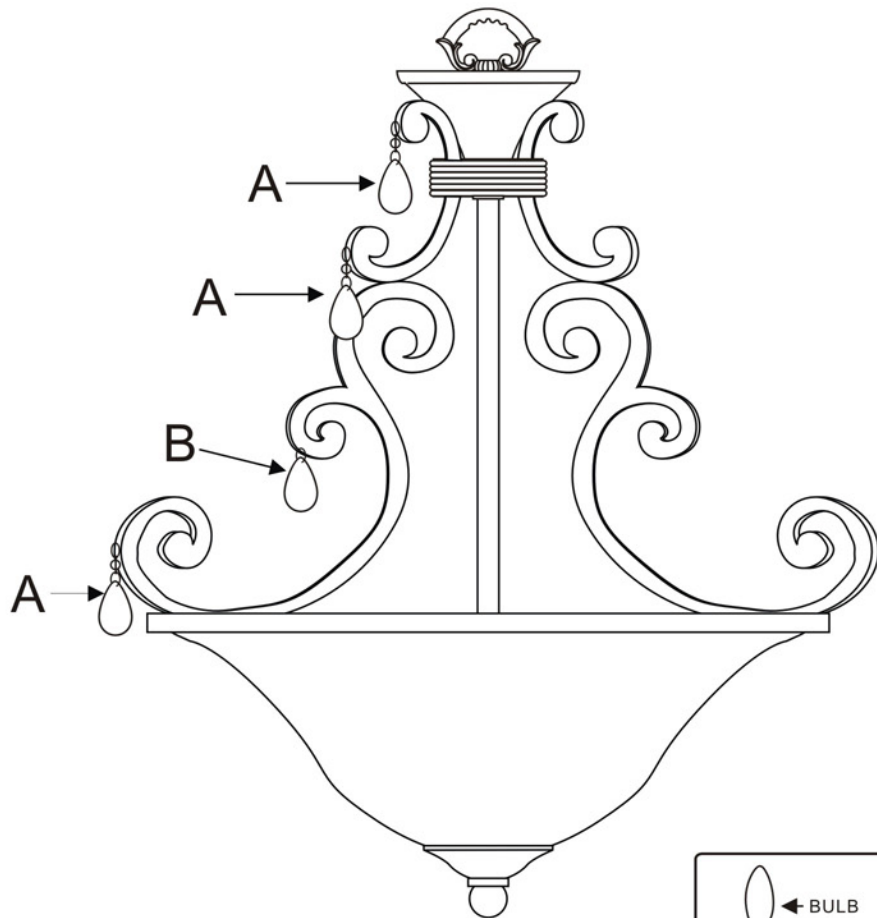

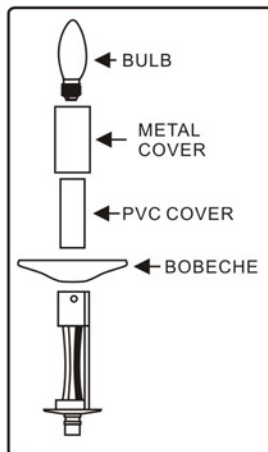


MODEL#:33192 ASSEMBLY AND DRESSING INSTRUCTIONS



A =  (10mm+50mm) \* 9sets



B =  50mm \* 3sets



ITEM NUMBER:# 33192 INSTRUCTIONS



WARNING:  
All electrical components must be installed by a licensed electrician in accordance with the National Electric Code and the appropriate local electrical codes.



TI-33192 - 2008/1/8



## Free Manuals Download Website

<http://myh66.com>

<http://usermanuals.us>

<http://www.somanuals.com>

<http://www.4manuals.cc>

<http://www.manual-lib.com>

<http://www.404manual.com>

<http://www.luxmanual.com>

<http://aubethermostatmanual.com>

Golf course search by state

<http://golfingnear.com>

Email search by domain

<http://emailbydomain.com>

Auto manuals search

<http://auto.somanuals.com>

TV manuals search

<http://tv.somanuals.com>